



# Municipal annual budgets and MTREF & supporting tables

mSCOA Version 6.7

[Click for Instructions!](#)

[Accountability](#)

[Transparency](#)

[Information &  
service delivery](#)



**national treasury**

Department:  
National Treasury  
REPUBLIC OF SOUTH AFRICA

**Contact details:**

Kgomotso Baloyi  
National Treasury  
Tel: (012) 315-5866  
Electronic submissions:  
LG Upload Portal

### Preparation Instructions

Municipality Name:

CFO Name:

Tel:

Fax:

E-Mail:

Budget for MTREF starting:

Budget Year: 2023/24

Does this municipality have Entities?

If YES: Identify type of report:

**LGDB Export**

**Name Votes & Sub-Votes**

#### Printing Instructions

##### Showing / Hiding Columns

##### Showing / Clearing Highlights

#### Important documents which provide essential assistance

[MFMA Budget Circulars](#)

[Click to view](#)

[MBRR Budget Formats](#)

[Click to view](#)

[Dummy Budget Guide](#)

[Click to view](#)

[Funding Compliance Guide](#)

[Click to view](#)

[MFMA Return Forms](#)

[Click to view](#)

| Organisational Structure Votes                         |         | Complete Votes & Sub-Votes             | Select Org. Structure                          |
|--------------------------------------------------------|---------|----------------------------------------|------------------------------------------------|
| Vote 01 - Executive & Council                          | Vote 01 | <b>Executive &amp; Council</b>         |                                                |
| Vote 02 - Municipal Manager                            | 01.1    | Executive Mayor Administration         | 01.1 - Executive Mayor Administration          |
| Vote 03 - Financial Services                           | 01.2    | Speaker Administration                 | 01.2 - Speaker Administration                  |
| Vote 04 - Corporate Services                           | 01.3    | Mmc - Sport Art And                    | 01.3 - Mmc - Sport Art And                     |
| Vote 05 - Basic Services                               | 01.4    | Mmc - Housing & Community              | 01.4 - Mmc - Housing & Community               |
| Vote 06 - Agriculture, Economic Development Planning & | 01.5    | Mmc - Water Sanitation Electricity     | 01.5 - Mmc - Water Sanitation Electricity      |
| Vote 07 - Public Safety & Community Development        | 01.6    | Mmc - Human Resources                  | 01.6 - Mmc - Human Resources                   |
| Vote 08 -                                              | 01.7    | Mmc - Finance Auditing &               | 01.7 - Mmc - Finance Auditing &                |
| Vote 09 -                                              | 01.8    | Mmc - Public Safety And                | 01.8 - Mmc - Public Safety And                 |
| Vote 10 -                                              | 01.9    | Mmc - Health And Welfare               | 01.9 - Mmc - Health And Welfare                |
| Vote 11 -                                              | 01.10   | Mmc - Waste Management And             | 01.10 - Mmc - Waste Management And             |
| Vote 12 -                                              | 01.11   | Mmc - Led Urbanization Develop Tourism | 01.11 - Mmc - Led Urbanization Develop Tourism |
| Vote 13 -                                              | 01.12   | Mmc - Public Trans Roads Public Works  | 01.12 - Mmc - Public Trans Roads Public Works  |
| Vote 14 -                                              | 01.13   | Chief Whip                             | 01.13 - Chief Whip                             |
| Vote 15 - Other                                        | 01.14   | General Expenditure Council            | 01.14 - General Expenditure Council            |
|                                                        | 01.15   | Councillors                            | 01.15 - Councillors                            |
|                                                        | 01.16   | Branding                               | 01.16 - Branding                               |
|                                                        | 01.17   | Media                                  | 01.17 - Media                                  |
|                                                        | 01.18   | Internal & External Communications     | 01.18 - Internal & External Communications     |
|                                                        | Vote 02 | <b>Municipal Manager</b>               |                                                |
|                                                        | 02.1    | Municipal Manager Administration       | 02.1 - Municipal Manager Administration        |
|                                                        | 02.2    | Employment Equity                      | 02.2 - Employment Equity                       |
|                                                        | 02.3    | Internal Audit                         | 02.3 - Internal Audit                          |
|                                                        | 02.4    | Idp Coordination                       | 02.4 - Idp Coordination                        |
|                                                        | 02.5    | Performance Management                 | 02.5 - Performance Management                  |
|                                                        | 02.6    | Monitoring & Evaluation                | 02.6 - Monitoring & Evaluation                 |
|                                                        | 02.7    | Risk Management Admin                  | 02.7 - Risk Management Admin                   |
|                                                        | 02.8    | Insurance                              | 02.8 - Insurance                               |
|                                                        | 02.9    | Forensic Investigation                 | 02.9 - Forensic Investigation                  |
|                                                        | 02.10   | Occupational Health & Safety           | 02.10 - Occupational Health & Safety           |
|                                                        | Vote 03 | <b>Financial Services</b>              |                                                |
|                                                        | 03.1    | Financial Services Administration      | 03.1 - Financial Services Administration       |
|                                                        | 03.2    | Budget Office                          | 03.2 - Budget Office                           |
|                                                        | 03.3    | Budget Office                          | 03.3 - Budget Office                           |
|                                                        | 03.4    | Electricity And Water                  | 03.4 - Electricity And Water                   |
|                                                        | 03.5    | Rates And Taxes                        | 03.5 - Rates And Taxes                         |
|                                                        | 03.6    | Sundry Debtors                         | 03.6 - Sundry Debtors                          |
|                                                        | 03.7    | Pay Points                             | 03.7 - Pay Points                              |
|                                                        | 03.8    | Debt Collection Administration         | 03.8 - Debt Collection Administration          |
|                                                        | 03.9    | Pay Office                             | 03.9 - Pay Office                              |
|                                                        | 03.10   | Creditors                              | 03.10 - Creditors                              |
|                                                        | 03.11   | General Store                          | 03.11 - General Store                          |
|                                                        | 03.12   | Electrical Store                       | 03.12 - Electrical Store                       |
|                                                        | 03.13   | Financial Control                      | 03.13 - Financial Control                      |
|                                                        | 03.14   | Admin Risk Management And Grants       | 03.14 - Admin Risk Management And Grants       |
|                                                        | 03.15   | Finance Management Grant               | 03.15 - Finance Management Grant               |
|                                                        | 03.16   | Msi Grant                              | 03.16 - Msi Grant                              |
|                                                        | 03.17   | Grap17                                 | 03.17 - Grap17                                 |
|                                                        | 03.18   | Supply Chain Management Unit           | 03.18 - Supply Chain Management Unit           |
|                                                        | Vote 04 | <b>Corporate Services</b>              |                                                |
|                                                        | 04.1    | Dmm: Corprate Services                 | 04.1 - Dmm: Corprate Services                  |
|                                                        | 04.2    | Personnel Management                   | 04.2 - Personnel Management                    |
|                                                        | 04.3    | Training And Development               | 04.3 - Training And Development                |
|                                                        | 04.4    | Labour Relations                       | 04.4 - Labour Relations                        |
|                                                        | 04.5    | Legal Services Administration          | 04.5 - Legal Services Administration           |
|                                                        | 04.6    | Legal Services Litigation              | 04.6 - Legal Services Litigation               |
|                                                        | 04.7    | Secretariat And Admin                  | 04.7 - Secretariat And Admin                   |
|                                                        | 04.8    | Committees                             | 04.8 - Committees                              |
|                                                        | 04.9    | Typing And Printing                    | 04.9 - Typing And Printing                     |
|                                                        | 04.10   | Community Liaison / Information        | 04.10 - Community Liaison / Information        |
|                                                        | 04.11   | Records                                | 04.11 - Records                                |
|                                                        | 04.12   | Telephone Exchanges                    | 04.12 - Telephone Exchanges                    |
|                                                        | 04.13   | Information Technology                 | 04.13 - Information Technology                 |
|                                                        | 04.14   | Information Technology Technical       | 04.14 - Information Technology Technical       |
|                                                        | 04.15   | Eap                                    | 04.15 - Eap                                    |
|                                                        | 04.16   | Organizational Design & Job Analysis   | 04.16 - Organizational Design & Job Analysis   |
|                                                        | 04.17   | Fleet Services Administration          | 04.17 - Fleet Services Administration          |
|                                                        | 04.18   | Mechanical Workshop                    | 04.18 - Mechanical Workshop                    |
|                                                        | 04.19   | Fleet                                  | 04.19 - Fleet                                  |
|                                                        | 04.20   | Caretaker (Mun Buildings)              | 04.20 - Caretaker (Mun Buildings)              |
|                                                        | 04.21   | Facilities                             | 04.21 - Facilities                             |
|                                                        | Vote 05 | <b>Basic Services</b>                  |                                                |
|                                                        | 05.1    | Mig Grant                              | 05.1 - Mig Grant                               |
|                                                        | 05.2    | Epwp Grant                             | 05.2 - Epwp Grant                              |
|                                                        | 05.3    | Water                                  | 05.3 - Water                                   |
|                                                        | 05.4    | Dmm: Basic Services                    | 05.4 - Dmm: Basic Services                     |
|                                                        | 05.5    | Electricity Services Administration    | 05.5 - Electricity Services Administration     |
|                                                        | 05.6    | Electricity Network Distribution       | 05.6 - Electricity Network Distribution        |
|                                                        | 05.7    | Streetlights                           | 05.7 - Streetlights                            |
|                                                        | 05.8    | Electrical Workshop                    | 05.8 - Electrical Workshop                     |
|                                                        | 05.9    | Waste Management Administration        | 05.9 - Waste Management Administration         |
|                                                        | 05.10   | Refuse Removal                         | 05.10 - Refuse Removal                         |
|                                                        | 05.11   | Mini Dumps                             | 05.11 - Mini Dumps                             |
|                                                        | 05.12   | Street Cleaning / Public Toilets       | 05.12 - Street Cleaning / Public Toilets       |
|                                                        | 05.13   | Bontle Ke Botho                        | 05.13 - Bontle Ke Botho                        |
|                                                        | 05.14   | Environmental Management               | 05.14 - Environmental Management               |
|                                                        | 05.15   | Zuurfontein                            | 05.15 - Zuurfontein                            |
|                                                        | 05.16   | Boitsepi                               | 05.16 - Boitsepi                               |
|                                                        | 05.17   | Palmsprings                            | 05.17 - Palmsprings                            |
|                                                        | 05.18   | Waldrift                               | 05.18 - Waldrift                               |
|                                                        | 05.19   | Roads                                  | 05.19 - Roads                                  |
|                                                        | 05.20   | Roads Workshop                         | 05.20 - Roads Workshop                         |
|                                                        | 05.21   | Road Marking Signs                     | 05.21 - Road Marking Signs                     |
|                                                        | 05.22   | Stormwater / Curbing / Paving          | 05.22 - Stormwater / Curbing / Paving          |
|                                                        | 05.23   | Stormwater / Curbing / Paving          | 05.23 - Stormwater / Curbing / Paving          |
|                                                        | 05.24   | Metsi Operations Admin                 | 05.24 - Metsi Operations Admin                 |
|                                                        | 05.25   | Water Distribution                     | 05.25 - Water Distribution                     |
|                                                        | 05.26   | Water Connections                      | 05.26 - Water Connections                      |
|                                                        | 05.27   | Water Workshop                         | 05.27 - Water Workshop                         |
|                                                        | 05.28   | Dwaf Grant                             | 05.28 - Dwaf Grant                             |
|                                                        | 05.29   | Main Sewer Network                     | 05.29 - Main Sewer Network                     |
|                                                        | 05.30   | Sewer Pump Stations                    | 05.30 - Sewer Pump Stations                    |
|                                                        | 05.31   | Vacuum Tank                            | 05.31 - Vacuum Tank                            |
|                                                        | 05.32   | Rietspruit Works                       | 05.32 - Rietspruit Works                       |
|                                                        | 05.33   | Sebokeng Works                         | 05.33 - Sebokeng Works                         |
|                                                        | 05.34   | Leeukuil                               | 05.34 - Leeukuil                               |
|                                                        | 05.35   | Laboratory                             | 05.35 - Laboratory                             |
|                                                        | 05.36   | Chief Director                         | 05.36 - Chief Director                         |

|         |                                                                          |                                                  |
|---------|--------------------------------------------------------------------------|--------------------------------------------------|
| 05.37   | Manager: Customer Care                                                   | 05.37 - Manager: Customer Care                   |
| 05.38   | Director: Financial & Shared Services                                    | 05.38 - Director: Financial & Shared Services    |
| 05.39   | Manager: Planning & Projects                                             | 05.39 - Manager: Planning & Projects             |
| 05.40   | Utilities; Agencies & Strategic Projects                                 | 05.40 - Utilities; Agencies & Strategic Projects |
| 05.41   | Project Management Unit                                                  | 05.41 - Project Management Unit                  |
| 05.42   | Mig Grant                                                                | 05.42 - Mig Grant                                |
| 05.43   | Epwp Grant                                                               | 05.43 - Epwp Grant                               |
| Vote 06 | <b>Agriculture, Economic Development Planning &amp; Human Settlement</b> |                                                  |
| 06.1    | Development Planning Administration                                      | 06.1 - Development Planning Administration       |
| 06.2    | Led And Tourism Administration                                           | 06.2 - Led And Tourism Administration            |
| 06.3    | Led Projects                                                             | 06.3 - Led Projects                              |
| 06.4    | Land Use Management Administration                                       | 06.4 - Land Use Management Administration        |
| 06.5    | Spatial Planning                                                         | 06.5 - Spatial Planning                          |
| 06.6    | Properties Admin                                                         | 06.6 - Properties Admin                          |
| 06.7    | Housing Administration                                                   | 06.7 - Housing Administration                    |
| 06.8    | Sonhof Flats                                                             | 06.8 - Sonhof Flats                              |
| 06.9    | Minnie Fourie Court                                                      | 06.9 - Minnie Fourie Court                       |
| 06.10   | Roshnee Old Age Home                                                     | 06.10 - Roshnee Old Age Home                     |
| 06.11   | 129 Houses Rust-Te-Vaal                                                  | 06.11 - 129 Houses Rust-Te-Vaal                  |
| 06.12   | 40 Houses Rust-Te-Vaal                                                   | 06.12 - 40 Houses Rust-Te-Vaal                   |
| 06.13   | Leeuhof Ext 1                                                            | 06.13 - Leeuhof Ext 1                            |
| 06.14   | Hertzof Flats                                                            | 06.14 - Hertzof Flats                            |
| 06.15   | Cw5 Low Cost Housing                                                     | 06.15 - Cw5 Low Cost Housing                     |
| 06.16   | Hostels                                                                  | 06.16 - Hostels                                  |
| 06.17   | Building Survey/Inspectors                                               | 06.17 - Building Survey/Inspectors               |
| 06.18   | Municipal Offices                                                        | 06.18 - Municipal Offices                        |
| 06.19   | Estates                                                                  | 06.19 - Estates                                  |
| 06.20   | Community Services Building                                              | 06.20 - Community Services Building              |
| 06.21   | Duncanville Service Depot                                                | 06.21 - Duncanville Service Depot                |
| 06.22   | Vereeniging Offices                                                      | 06.22 - Vereeniging Offices                      |
| 06.23   | Rust Ter Vaal City Hall                                                  | 06.23 - Rust Ter Vaal City Hall                  |
| 06.24   | Roshnee City Hall                                                        | 06.24 - Roshnee City Hall                        |
| Vote 07 | <b>Public Safety &amp; Community Development</b>                         |                                                  |
| 07.1    | Public Safety And Community Dev                                          | 07.1 - Public Safety And Community Dev           |
| 07.2    | Sport And Recreation Administration                                      | 07.2 - Sport And Recreation Administration       |
| 07.3    | Sport Facilities : Indoor And                                            | 07.3 - Sport Facilities : Indoor And             |
| 07.4    | Swimming Pools                                                           | 07.4 - Swimming Pools                            |
| 07.5    | Recreational Facilities                                                  | 07.5 - Recreational Facilities                   |
| 07.6    | Community Halls                                                          | 07.6 - Community Halls                           |
| 07.7    | Development Marketing And Programs                                       | 07.7 - Development Marketing And Programs        |
| 07.8    | Arts And Culture                                                         | 07.8 - Arts And Culture                          |
| 07.9    | Parks And Cemeteries Administration                                      | 07.9 - Parks And Cemeteries Administration       |
| 07.10   | Parks/Open Spaces And Grass Cutting                                      | 07.10 - Parks/Open Spaces And Grass Cutting      |
| 07.11   | Cemeteries                                                               | 07.11 - Cemeteries                               |
| 07.12   | Libraries Administration                                                 | 07.12 - Libraries Administration                 |
| 07.13   | Library Vereeniging                                                      | 07.13 - Library Vereeniging                      |
| 07.14   | Library Rust-Te-Vaal                                                     | 07.14 - Library Rust-Te-Vaal                     |
| 07.15   | Library Roshnee                                                          | 07.15 - Library Roshnee                          |
| 07.16   | Library Sebokeng North/Residentia                                        | 07.16 - Library Sebokeng North/Residentia        |
| 07.17   | Library Evaton                                                           | 07.17 - Library Evaton                           |
| 07.18   | Library Sharpeville                                                      | 07.18 - Library Sharpeville                      |
| 07.19   | Library Vanderbijlpark                                                   | 07.19 - Library Vanderbijlpark                   |
| 07.20   | Library Tshepiso                                                         | 07.20 - Library Tshepiso                         |
| 07.21   | Library Sebokeng                                                         | 07.21 - Library Sebokeng                         |
| 07.22   | Library Boipatong                                                        | 07.22 - Library Boipatong                        |
| 07.23   | Library Bophelong                                                        | 07.23 - Library Bophelong                        |
| 07.24   | Library Palms Springs                                                    | 07.24 - Library Palms Springs                    |
| 07.25   | Library Grant                                                            | 07.25 - Library Grant                            |
| 07.26   | Evaton North Library                                                     | 07.26 - Evaton North Library                     |
| 07.27   | Traffic Services                                                         | 07.27 - Traffic Services                         |
| 07.28   | Traffic Services                                                         | 07.28 - Traffic Services                         |
| 07.29   | Municipal Court                                                          | 07.29 - Municipal Court                          |
| 07.30   | Parking                                                                  | 07.30 - Parking                                  |
| 07.31   | Parking                                                                  | 07.31 - Parking                                  |
| 07.32   | Security Services                                                        | 07.32 - Security Services                        |
| 07.33   | Evaton Municipal Court                                                   | 07.33 - Evaton Municipal Court                   |
| 07.34   | Vereeniging Municipal Court                                              | 07.34 - Vereeniging Municipal Court              |
| 07.35   | Fire Rescue Services                                                     | 07.35 - Fire Rescue Services                     |
| 07.36   | Ambulance Services                                                       | 07.36 - Ambulance Services                       |
| 07.37   | By-Law Unit                                                              | 07.37 - By-Law Unit                              |
| 07.38   | Health Services Administration                                           | 07.38 - Health Services Administration           |
| 07.39   | Environmental Health Inspectors                                          | 07.39 - Environmental Health Inspectors          |
| 07.40   | Welfare                                                                  | 07.40 - Welfare                                  |
| 07.41   | Biocinetic Clinic                                                        | 07.41 - Biocinetic Clinic                        |
| 07.42   | Health Training                                                          | 07.42 - Health Training                          |
| 07.43   | X Ray Unit                                                               | 07.43 - X Ray Unit                               |
| 07.44   | Clinic Sharpeville                                                       | 07.44 - Clinic Sharpeville                       |
| 07.45   | Clinic Market Ave                                                        | 07.45 - Clinic Market Ave                        |
| 07.46   | Clinic Bophelong                                                         | 07.46 - Clinic Bophelong                         |
| 07.47   | Clinic Boipatong                                                         | 07.47 - Clinic Boipatong                         |
| 07.48   | Clinic Retswelapele                                                      | 07.48 - Clinic Retswelapele                      |
| 07.49   | Clinic Driehoek                                                          | 07.49 - Clinic Driehoek                          |
| 07.50   | Clinic Tokisoong                                                         | 07.50 - Clinic Tokisoong                         |
| 07.51   | Clinic Zone 3                                                            | 07.51 - Clinic Zone 3                            |
| 07.52   | Clinic Rust-Te-Vaal                                                      | 07.52 - Clinic Rust-Te-Vaal                      |
| 07.53   | Clinic Roshnee                                                           | 07.53 - Clinic Roshnee                           |
| 07.54   | Clinic Tshepiso                                                          | 07.54 - Clinic Tshepiso                          |
| 07.55   | Clinic Evaton North Mpumelelo                                            | 07.55 - Clinic Evaton North Mpumelelo            |
| 07.56   | Clinic Evaton Main                                                       | 07.56 - Clinic Evaton Main                       |
| 07.57   | Clinic Beverly Hills                                                     | 07.57 - Clinic Beverly Hills                     |
| 07.58   | Clinic Zone 17                                                           | 07.58 - Clinic Zone 17                           |
| 07.59   | Clinic Zone 11                                                           | 07.59 - Clinic Zone 11                           |
| 07.60   | Clinic Zone 12                                                           | 07.60 - Clinic Zone 12                           |
| 07.61   | Clinic Zone 13                                                           | 07.61 - Clinic Zone 13                           |
| 07.62   | Clinic Zone 14                                                           | 07.62 - Clinic Zone 14                           |
| 07.63   | Clinic Osizweni                                                          | 07.63 - Clinic Osizweni                          |
| 07.64   | Clinic Thlokomekong                                                      | 07.64 - Clinic Thlokomekong                      |
| 07.65   | Mobile Clinics                                                           | 07.65 - Mobile Clinics                           |
| 07.66   | Laundry Services                                                         | 07.66 - Laundry Services                         |
| 07.67   | Health Grant                                                             | 07.67 - Health Grant                             |
| 07.68   | Hiv/Aids Grant                                                           | 07.68 - Hiv/Aids Grant                           |
| Vote 08 |                                                                          |                                                  |
| Vote 09 |                                                                          |                                                  |
| Vote 10 |                                                                          |                                                  |
| Vote 11 |                                                                          |                                                  |
| Vote 12 |                                                                          |                                                  |
| Vote 13 |                                                                          |                                                  |
| Vote 14 |                                                                          |                                                  |
| Vote 15 | <b>Other</b>                                                             |                                                  |

**GT421 Emfuleni - Contact Information**

|                               |                         |
|-------------------------------|-------------------------|
| <b>A. GENERAL INFORMATION</b> |                         |
| Municipality                  | GT421 Emfuleni          |
| Grade                         | 11                      |
| Province                      | GT GAUTENG              |
| Web Address                   | www.emfuleni.gov.za     |
| e-mail Address                | amandaO@emfuleni.gov.za |

<sup>1</sup> Grade in terms of the Remuneration of Public Office Bearers Act.

|                               |                                          |
|-------------------------------|------------------------------------------|
| <b>B. CONTACT INFORMATION</b> |                                          |
| <b>Postal address:</b>        |                                          |
| P.O. Box                      | P.O. Box 3                               |
| City / Town                   | Vanderbijlpark                           |
| Postal Code                   | 1900                                     |
| <b>Street address</b>         |                                          |
| Building                      |                                          |
| Street No. & Name             | cnr Klassie Havenga & Frikkie Meyer Blvd |
| City / Town                   | Vanderbijlpark                           |
| Postal Code                   | 1900                                     |
| <b>General Contacts</b>       |                                          |
| Telephone number              | 0169505201                               |
| Fax number                    | 0169500202                               |

**C. POLITICAL LEADERSHIP**

|                  |                            |
|------------------|----------------------------|
| <b>Speaker:</b>  |                            |
| ID Number        |                            |
| Title            | Mrs                        |
| Name             | MAIPATO TSOKOLIBANE        |
| Telephone number |                            |
| Cell number      | 083 501 7892               |
| Fax number       |                            |
| E-mail address   | mmatshepom@emfuleni.gov.za |

|                                     |  |
|-------------------------------------|--|
| <b>Secretary/PA to the Speaker:</b> |  |
| ID Number                           |  |
| Title                               |  |
| Name                                |  |
| Telephone number                    |  |
| Cell number                         |  |
| Fax number                          |  |
| E-mail address                      |  |

|                               |                          |
|-------------------------------|--------------------------|
| <b>Mayor/Executive Mayor:</b> |                          |
| ID Number                     |                          |
| Title                         | Mr.                      |
| Name                          | SIPHO RADEBE             |
| Telephone number              | 0169505452               |
| Cell number                   |                          |
| Fax number                    |                          |
| E-mail address                | thandieT@emfuleni.gov.za |

|                                                   |  |
|---------------------------------------------------|--|
| <b>Secretary/PA to the Mayor/Executive Mayor:</b> |  |
| ID Number                                         |  |
| Title                                             |  |
| Name                                              |  |
| Telephone number                                  |  |
| Cell number                                       |  |
| Fax number                                        |  |
| E-mail address                                    |  |

|                                      |  |
|--------------------------------------|--|
| <b>Deputy Mayor/Executive Mayor:</b> |  |
| ID Number                            |  |
| Title                                |  |
| Name                                 |  |
| Telephone number                     |  |
| Cell number                          |  |
| Fax number                           |  |
| E-mail address                       |  |

|                                                          |  |
|----------------------------------------------------------|--|
| <b>Secretary/PA to the Deputy Mayor/Executive Mayor:</b> |  |
| ID Number                                                |  |
| Title                                                    |  |
| Name                                                     |  |
| Telephone number                                         |  |
| Cell number                                              |  |
| Fax number                                               |  |
| E-mail address                                           |  |

**D. MANAGEMENT LEADERSHIP**

|                           |  |
|---------------------------|--|
| <b>Municipal Manager:</b> |  |
| ID Number                 |  |
| Title                     |  |
| Name                      |  |
| Telephone number          |  |
| Cell number               |  |
| Fax number                |  |
| E-mail address            |  |

|                                               |  |
|-----------------------------------------------|--|
| <b>Secretary/PA to the Municipal Manager:</b> |  |
| ID Number                                     |  |
| Title                                         |  |
| Name                                          |  |
| Telephone number                              |  |
| Cell number                                   |  |
| Fax number                                    |  |
| E-mail address                                |  |

|                                |                         |
|--------------------------------|-------------------------|
| <b>Chief Financial Officer</b> |                         |
| ID Number                      |                         |
| Title                          | Mr.                     |
| Name                           | MPFARALENI MASEANOKA    |
| Telephone number               | 0169505429              |
| Cell number                    | 0846007755              |
| Fax number                     | 0169505202              |
| E-mail address                 | setsome@emfuleni.gov.za |

|                                                    |  |
|----------------------------------------------------|--|
| <b>Secretary/PA to the Chief Financial Officer</b> |  |
| ID Number                                          |  |
| Title                                              |  |
| Name                                               |  |
| Telephone number                                   |  |
| Cell number                                        |  |
| Fax number                                         |  |
| E-mail address                                     |  |

|                                                                  |                            |
|------------------------------------------------------------------|----------------------------|
| <b>Official responsible for submitting financial information</b> |                            |
| ID Number                                                        |                            |
| Title                                                            | Mr.                        |
| Name                                                             | SEKGODI HENDRICK MOKGETHI  |
| Telephone number                                                 | 0169506579                 |
| Cell number                                                      | 0766283707                 |
| Fax number                                                       |                            |
| E-mail address                                                   | shmokgethi@emfuleni.gov.za |

|                                                                  |  |
|------------------------------------------------------------------|--|
| <b>Official responsible for submitting financial information</b> |  |
| ID Number                                                        |  |
| Title                                                            |  |
| Name                                                             |  |
| Telephone number                                                 |  |
| Cell number                                                      |  |
| Fax number                                                       |  |
| E-mail address                                                   |  |

|                                                                  |  |                                                                  |  |
|------------------------------------------------------------------|--|------------------------------------------------------------------|--|
| <b>Official responsible for submitting financial information</b> |  | <b>Official responsible for submitting financial information</b> |  |
| ID Number                                                        |  | ID Number                                                        |  |
| Title                                                            |  | Title                                                            |  |
| Name                                                             |  | Name                                                             |  |
| Telephone number                                                 |  | Telephone number                                                 |  |
| Cell number                                                      |  | Cell number                                                      |  |
| Fax number                                                       |  | Fax number                                                       |  |
| E-mail address                                                   |  | E-mail address                                                   |  |
| <b>Official responsible for submitting financial information</b> |  | <b>Official responsible for submitting financial information</b> |  |
| ID Number                                                        |  | ID Number                                                        |  |
| Title                                                            |  | Title                                                            |  |
| Name                                                             |  | Name                                                             |  |
| Telephone number                                                 |  | Telephone number                                                 |  |
| Cell number                                                      |  | Cell number                                                      |  |
| Fax number                                                       |  | Fax number                                                       |  |
| E-mail address                                                   |  | E-mail address                                                   |  |
| <b>Official responsible for submitting financial information</b> |  | <b>Official responsible for submitting financial information</b> |  |
| ID Number                                                        |  | ID Number                                                        |  |
| Title                                                            |  | Title                                                            |  |
| Name                                                             |  | Name                                                             |  |
| Telephone number                                                 |  | Telephone number                                                 |  |
| Cell number                                                      |  | Cell number                                                      |  |
| Fax number                                                       |  | Fax number                                                       |  |
| E-mail address                                                   |  | E-mail address                                                   |  |
| <b>Official responsible for submitting financial information</b> |  | <b>Official responsible for submitting financial information</b> |  |
| ID Number                                                        |  | ID Number                                                        |  |
| Title                                                            |  | Title                                                            |  |
| Name                                                             |  | Name                                                             |  |
| Telephone number                                                 |  | Telephone number                                                 |  |
| Cell number                                                      |  | Cell number                                                      |  |
| Fax number                                                       |  | Fax number                                                       |  |
| E-mail address                                                   |  | E-mail address                                                   |  |
| <b>Official responsible for submitting financial information</b> |  | <b>Official responsible for submitting financial information</b> |  |
| ID Number                                                        |  | ID Number                                                        |  |
| Title                                                            |  | Title                                                            |  |
| Name                                                             |  | Name                                                             |  |
| Telephone number                                                 |  | Telephone number                                                 |  |
| Cell number                                                      |  | Cell number                                                      |  |
| Fax number                                                       |  | Fax number                                                       |  |
| E-mail address                                                   |  | E-mail address                                                   |  |
| <b>Official responsible for submitting financial information</b> |  | <b>Official responsible for submitting financial information</b> |  |
| ID Number                                                        |  | ID Number                                                        |  |
| Title                                                            |  | Title                                                            |  |
| Name                                                             |  | Name                                                             |  |
| Telephone number                                                 |  | Telephone number                                                 |  |
| Cell number                                                      |  | Cell number                                                      |  |
| Fax number                                                       |  | Fax number                                                       |  |
| E-mail address                                                   |  | E-mail address                                                   |  |
| <b>Official responsible for submitting financial information</b> |  | <b>Official responsible for submitting financial information</b> |  |
| ID Number                                                        |  | ID Number                                                        |  |
| Title                                                            |  | Title                                                            |  |
| Name                                                             |  | Name                                                             |  |
| Telephone number                                                 |  | Telephone number                                                 |  |
| Cell number                                                      |  | Cell number                                                      |  |
| Fax number                                                       |  | Fax number                                                       |  |
| E-mail address                                                   |  | E-mail address                                                   |  |



GT421 Emfuleni - Table A2 Budgeted Financial Performance (revenue and expenditure by functional classification)

| Functional Classification Description      | Ref | 2019/20            | 2020/21          | 2021/22            | Current Year 2022/23 |                  |                    | 2023/24 Medium Term Revenue & Expenditure Framework |                        |                        |
|--------------------------------------------|-----|--------------------|------------------|--------------------|----------------------|------------------|--------------------|-----------------------------------------------------|------------------------|------------------------|
|                                            |     | Audited Outcome    | Audited Outcome  | Audited Outcome    | Original Budget      | Adjusted Budget  | Full Year Forecast | Budget Year 2023/24                                 | Budget Year +1 2024/25 | Budget Year +2 2025/26 |
| <b>Revenue - Functional</b>                | 1   |                    |                  |                    |                      |                  |                    |                                                     |                        |                        |
| <b>Governance and administration</b>       |     | 967 671            | 1 017 579        | 1 167 475          | 1 022 001            | 1 204 520        | 1 204 520          | 1 268 227                                           | 1 330 247              | 1 392 651              |
| Executive and council                      |     | 729                | 525              | 152                | 170                  | -                | -                  | -                                                   | -                      | -                      |
| Finance and administration                 |     | 966 943            | 1 017 054        | 1 167 323          | 1 021 831            | 1 204 520        | 1 204 520          | 1 268 227                                           | 1 330 247              | 1 392 651              |
| Internal audit                             |     | -                  | -                | -                  | -                    | -                | -                  | -                                                   | -                      | -                      |
| <b>Community and public safety</b>         |     | 279 511            | 920 089          | 122 027            | 187 510              | 190 062          | 190 062            | 188 673                                             | 194 925                | 201 215                |
| Community and social services              |     | 224 063            | 21 581           | 60 815             | 114 939              | 111 686          | 111 686            | 117 606                                             | 123 368                | 129 167                |
| Sport and recreation                       |     | 770                | 1                | 8                  | 11                   | 0                | 0                  | 0                                                   | 0                      | 0                      |
| Public safety                              |     | 531                | 490              | 8 564              | 10 630               | 8 253            | 8 253              | 465                                                 | 488                    | 511                    |
| Housing                                    |     | 7 571              | 859 449          | 10 948             | 597                  | 8 765            | 8 765              | 9 229                                               | 9 682                  | 10 137                 |
| Health                                     |     | 46 576             | 38 567           | 41 692             | 61 333               | 61 358           | 61 358             | 61 373                                              | 61 386                 | 61 400                 |
| <b>Economic and environmental services</b> |     | 888 086            | 1 147 361        | 1 185 847          | 1 195 702            | 1 187 494        | 1 187 494          | 1 309 076                                           | 1 406 604              | 1 511 546              |
| Planning and development                   |     | 850 806            | 1 127 389        | 952 481            | 1 195 472            | 1 186 153        | 1 186 153          | 1 307 906                                           | 1 405 377              | 1 510 261              |
| Road transport                             |     | 37 280             | 19 972           | 233 320            | 229                  | 1 341            | 1 341              | 1 170                                               | 1 228                  | 1 285                  |
| Environmental protection                   |     | -                  | -                | 46                 | -                    | -                | -                  | -                                                   | -                      | -                      |
| <b>Trading services</b>                    |     | 4 025 645          | 4 878 159        | 4 551 997          | 4 836 885            | 4 736 949        | 4 736 949          | 5 476 176                                           | 6 029 381              | 6 606 178              |
| Energy sources                             |     | 2 406 233          | 2 609 161        | 2 949 453          | 3 369 396            | 3 222 397        | 3 222 397          | 3 847 277                                           | 4 278 027              | 4 723 783              |
| Water management                           |     | 1 102 372          | 896 891          | 994 304            | 903 754              | 941 459          | 941 459            | 1 026 307                                           | 1 119 235              | 1 220 567              |
| Waste water management                     |     | 350 219            | 1 074 035        | 412 153            | 350 993              | 349 797          | 349 797            | 367 463                                             | 385 468                | 403 585                |
| Waste management                           |     | 166 820            | 298 071          | 196 087            | 212 742              | 223 295          | 223 295            | 235 129                                             | 246 651                | 258 243                |
| <b>Other</b>                               | 4   | -                  | -                | -                  | -                    | -                | -                  | -                                                   | -                      | -                      |
| <b>Total Revenue - Functional</b>          | 2   | <b>6 160 913</b>   | <b>7 963 188</b> | <b>7 027 346</b>   | <b>7 242 098</b>     | <b>7 319 024</b> | <b>7 319 024</b>   | <b>8 242 152</b>                                    | <b>8 961 157</b>       | <b>9 711 590</b>       |
| <b>Expenditure - Functional</b>            |     |                    |                  |                    |                      |                  |                    |                                                     |                        |                        |
| <b>Governance and administration</b>       |     | 1 255 677          | 1 665 960        | 1 942 667          | 1 105 620            | 1 105 177        | 1 105 177          | 1 028 012                                           | 1 086 144              | 1 148 739              |
| Executive and council                      |     | 175 061            | 621 295          | 158 878            | 160 100              | 180 919          | 180 919            | 186 384                                             | 195 219                | 204 729                |
| Finance and administration                 |     | 1 064 704          | 1 027 691        | 1 766 144          | 924 446              | 903 875          | 903 875            | 822 096                                             | 870 451                | 922 500                |
| Internal audit                             |     | 15 913             | 16 974           | 17 645             | 21 074               | 20 384           | 20 384             | 19 532                                              | 20 474                 | 21 510                 |
| <b>Community and public safety</b>         |     | 735 457            | 426 517          | 583 240            | 560 142              | 535 491          | 535 491            | 539 547                                             | 569 688                | 601 584                |
| Community and social services              |     | 447 953            | 166 374          | 258 531            | 176 922              | 183 358          | 183 358            | 206 787                                             | 220 947                | 236 187                |
| Sport and recreation                       |     | 29 729             | 25 427           | 26 603             | 29 298               | 26 182           | 26 182             | 25 965                                              | 27 205                 | 28 490                 |
| Public safety                              |     | 152 671            | 157 430          | 171 408            | 187 772              | 171 939          | 171 939            | 183 504                                             | 192 383                | 201 610                |
| Housing                                    |     | 36 700             | 9 094            | 57 832             | 45 277               | 43 991           | 43 991             | 47 976                                              | 50 303                 | 52 716                 |
| Health                                     |     | 68 404             | 68 193           | 68 867             | 120 873              | 110 021          | 110 021            | 75 315                                              | 78 850                 | 82 580                 |
| <b>Economic and environmental services</b> |     | 348 916            | 516 586          | 417 754            | 539 544              | 460 563          | 460 563            | 471 661                                             | 496 099                | 518 983                |
| Planning and development                   |     | 166 813            | 289 857          | 126 526            | 185 159              | 156 342          | 156 342            | 191 723                                             | 199 424                | 207 916                |
| Road transport                             |     | 135 343            | 171 289          | 220 747            | 317 318              | 270 952          | 270 952            | 243 848                                             | 255 779                | 267 874                |
| Environmental protection                   |     | 46 760             | 55 440           | 70 481             | 37 067               | 33 269           | 33 269             | 36 090                                              | 40 896                 | 43 194                 |
| <b>Trading services</b>                    |     | 5 224 674          | 5 166 931        | 5 642 218          | 4 610 689            | 4 779 376        | 4 779 376          | 5 662 088                                           | 6 208 562              | 6 894 506              |
| Energy sources                             |     | 2 704 106          | 2 721 879        | 3 383 862          | 2 775 385            | 2 811 080        | 2 811 080          | 3 499 467                                           | 3 771 883              | 4 269 773              |
| Water management                           |     | 1 914 395          | 1 596 134        | 1 732 814          | 1 395 590            | 1 490 282        | 1 490 282          | 1 699 639                                           | 1 943 059              | 2 097 563              |
| Waste water management                     |     | 361 849            | 615 834          | 308 715            | 235 772              | 264 781          | 264 781            | 264 182                                             | 281 698                | 300 749                |
| Waste management                           |     | 244 324            | 233 084          | 216 828            | 203 942              | 213 232          | 213 232            | 198 799                                             | 211 921                | 226 421                |
| <b>Other</b>                               | 4   | 786                | 778              | 852                | 1 084                | 907              | 907                | 935                                                 | 979                    | 1 025                  |
| <b>Total Expenditure - Functional</b>      | 3   | <b>7 565 510</b>   | <b>7 776 773</b> | <b>8 586 732</b>   | <b>6 817 079</b>     | <b>6 881 514</b> | <b>6 881 514</b>   | <b>7 702 242</b>                                    | <b>8 361 471</b>       | <b>9 164 837</b>       |
| <b>Surplus/(Deficit) for the year</b>      |     | <b>(1 404 597)</b> | <b>186 416</b>   | <b>(1 559 386)</b> | <b>425 019</b>       | <b>437 510</b>   | <b>437 510</b>     | <b>539 910</b>                                      | <b>599 686</b>         | <b>546 753</b>         |

References

1. Government Finance Statistics Functions and Sub-functions are standardised to assist the compilation of national and international accounts for comparison purposes
2. Total Revenue by functional classification must reconcile to Total Operating Revenue shown in Budgeted Financial Performance (revenue and expenditure)
3. Total Expenditure by Functional Classification must reconcile to Total Operating Expenditure shown in Budgeted Financial Performance (revenue and expenditure)
4. All amounts must be classified under a functional classification. The GFS function 'Other' is only for Abbatoirs, Air Transport, Forestry, Licensing and Regulation, Markets and Tourism - and if used must be supported by footnotes. Nothing else may be placed under 'Other'. Assign associate share to relevant classification.





|                                                               |                  |                  |                  |                  |                  |                  |                  |                  |                  |
|---------------------------------------------------------------|------------------|------------------|------------------|------------------|------------------|------------------|------------------|------------------|------------------|
| <b>Economic and environmental services</b>                    | 888 086          | 1 147 361        | 1 185 847        | 1 195 702        | 1 187 494        | 1 187 494        | 1 309 076        | 1 406 604        | 1 511 546        |
| Planning and development                                      | 850 806          | 1 127 389        | 952 481          | 1 195 472        | 1 186 153        | 1 186 153        | 1 307 906        | 1 405 377        | 1 510 261        |
| Billboards                                                    |                  |                  |                  |                  |                  |                  |                  |                  |                  |
| Corporate Wide Strategic Planning (IDPs, LEDs)                | 841 157          | 1 126 927        | 952 165          | 1 194 579        | 1 184 860        | 1 184 860        | 1 307 601        | 1 405 056        | 1 509 925        |
| Central City Improvement District                             |                  |                  |                  |                  |                  |                  |                  |                  |                  |
| Development Facilitation                                      |                  |                  |                  |                  |                  |                  |                  |                  |                  |
| Economic Development/Planning                                 | 9                | –                | –                | –                | 1 003            | 1 003            | –                | –                | –                |
| Regional Planning and Development                             |                  |                  |                  |                  |                  |                  |                  |                  |                  |
| Town Planning, Building Regulations and Enforcement, and City | 9 640            | 462              | 315              | 893              | 290              | 290              | 305              | 320              | 335              |
| Project Management Unit                                       | –                | –                | –                | –                | –                | –                | –                | –                | –                |
| Provincial Planning                                           |                  |                  |                  |                  |                  |                  |                  |                  |                  |
| Support to Local Municipalities                               |                  |                  |                  |                  |                  |                  |                  |                  |                  |
| Road transport                                                | 37 280           | 19 972           | 233 320          | 229              | 1 341            | 1 341            | 1 170            | 1 228            | 1 285            |
| Public Transport                                              |                  |                  |                  |                  |                  |                  |                  |                  |                  |
| Road and Traffic Regulation                                   |                  |                  |                  |                  |                  |                  |                  |                  |                  |
| Roads                                                         | 37 280           | 19 972           | 233 320          | 229              | 1 341            | 1 341            | 1 170            | 1 228            | 1 285            |
| Taxi Ranks                                                    |                  |                  |                  |                  |                  |                  |                  |                  |                  |
| Environmental protection                                      | –                | –                | 46               | –                | –                | –                | –                | –                | –                |
| Biodiversity and Landscape                                    |                  |                  |                  |                  |                  |                  |                  |                  |                  |
| Coastal Protection                                            |                  |                  |                  |                  |                  |                  |                  |                  |                  |
| Indigenous Forests                                            |                  |                  |                  |                  |                  |                  |                  |                  |                  |
| Nature Conservation                                           | –                | –                | 46               | –                | –                | –                | –                | –                | –                |
| Pollution Control                                             |                  |                  |                  |                  |                  |                  |                  |                  |                  |
| Soil Conservation                                             |                  |                  |                  |                  |                  |                  |                  |                  |                  |
| <b>Trading services</b>                                       | 4 025 645        | 4 878 159        | 4 551 997        | 4 836 885        | 4 736 949        | 4 736 949        | 5 476 176        | 6 029 381        | 6 606 178        |
| Energy sources                                                | 2 406 233        | 2 609 161        | 2 949 453        | 3 369 396        | 3 222 397        | 3 222 397        | 3 847 277        | 4 278 027        | 4 723 783        |
| Electricity                                                   | 2 406 233        | 2 605 561        | 2 945 053        | 3 365 396        | 3 218 397        | 3 218 397        | 3 847 277        | 4 272 027        | 4 723 783        |
| Street Lighting and Signal Systems                            | –                | 3 600            | 4 400            | 4 000            | 4 000            | 4 000            | –                | 6 000            | –                |
| Nonelectric Energy                                            |                  |                  |                  |                  |                  |                  |                  |                  |                  |
| Water management                                              | 1 102 372        | 896 891          | 994 304          | 903 754          | 941 459          | 941 459          | 1 026 307        | 1 119 235        | 1 220 567        |
| Water Treatment                                               |                  |                  |                  |                  |                  |                  |                  |                  |                  |
| Water Distribution                                            | 1 102 372        | 896 891          | 994 304          | 903 754          | 941 459          | 941 459          | 1 026 307        | 1 119 235        | 1 220 567        |
| Water Storage                                                 |                  |                  |                  |                  |                  |                  |                  |                  |                  |
| Waste water management                                        | 350 219          | 1 074 035        | 412 153          | 350 993          | 349 797          | 349 797          | 367 463          | 385 468          | 403 585          |
| Public Toilets                                                |                  |                  |                  |                  |                  |                  |                  |                  |                  |
| Sewerage                                                      | 348 908          | 1 072 460        | 412 153          | 350 993          | 349 797          | 349 797          | 367 463          | 385 468          | 403 585          |
| Storm Water Management                                        | 1 311            | 1 574            | –                | –                | –                | –                | –                | –                | –                |
| Waste Water Treatment                                         |                  |                  |                  |                  |                  |                  |                  |                  |                  |
| Waste management                                              | 166 820          | 298 071          | 196 087          | 212 742          | 223 295          | 223 295          | 235 129          | 246 651          | 258 243          |
| Recycling                                                     |                  |                  |                  |                  |                  |                  |                  |                  |                  |
| Solid Waste Disposal (Landfill Sites)                         | –                | –                | –                | –                | –                | –                | –                | –                | –                |
| Solid Waste Removal                                           | 166 820          | 298 071          | 196 087          | 212 742          | 223 295          | 223 295          | 235 129          | 246 651          | 258 243          |
| Street Cleaning                                               | –                | –                | –                | –                | –                | –                | –                | –                | –                |
| <b>Other</b>                                                  | –                | –                | –                | –                | –                | –                | –                | –                | –                |
| Abattoirs                                                     |                  |                  |                  |                  |                  |                  |                  |                  |                  |
| Air Transport                                                 |                  |                  |                  |                  |                  |                  |                  |                  |                  |
| Forestry                                                      |                  |                  |                  |                  |                  |                  |                  |                  |                  |
| Licensing and Regulation                                      |                  |                  |                  |                  |                  |                  |                  |                  |                  |
| Markets                                                       |                  |                  |                  |                  |                  |                  |                  |                  |                  |
| Tourism                                                       |                  |                  |                  |                  |                  |                  |                  |                  |                  |
| <b>Total Revenue - Functional</b>                             | <b>6 160 913</b> | <b>7 963 188</b> | <b>7 027 346</b> | <b>7 242 098</b> | <b>7 319 024</b> | <b>7 319 024</b> | <b>8 242 152</b> | <b>8 961 157</b> | <b>9 711 590</b> |



|                                                               |   |             |           |             |           |           |           |           |           |           |
|---------------------------------------------------------------|---|-------------|-----------|-------------|-----------|-----------|-----------|-----------|-----------|-----------|
| <b>Economic and environmental services</b>                    |   | 348 916     | 516 586   | 417 754     | 539 544   | 460 563   | 460 563   | 471 661   | 496 099   | 518 983   |
| Planning and development                                      |   | 166 813     | 289 857   | 126 526     | 185 159   | 156 342   | 156 342   | 191 723   | 199 424   | 207 916   |
| Billboards                                                    |   |             |           |             |           |           |           |           |           |           |
| Corporate Wide Strategic Planning (IDPs, LEDs)                |   | 32 398      | 40 738    | 26 157      | 45 696    | 46 993    | 46 993    | 56 270    | 57 523    | 59 168    |
| Central City Improvement District                             |   |             |           |             |           |           |           |           |           |           |
| Development Facilitation                                      |   |             |           |             |           |           |           |           |           |           |
| Economic Development/Planning                                 |   | 58 983      | 59 082    | 62 600      | 86 686    | 62 372    | 62 372    | 71 858    | 75 562    | 79 559    |
| Regional Planning and Development                             |   |             |           |             |           |           |           |           |           |           |
| Town Planning, Building Regulations and Enforcement, and City |   | 49 418      | 26 932    | 29 487      | 29 464    | 32 498    | 32 498    | 38 647    | 40 349    | 42 124    |
| Project Management Unit                                       |   | 26 013      | 163 105   | 8 282       | 23 314    | 14 480    | 14 480    | 24 947    | 25 990    | 27 065    |
| Provincial Planning                                           |   |             |           |             |           |           |           |           |           |           |
| Support to Local Municipalities                               |   |             |           |             |           |           |           |           |           |           |
| Road transport                                                |   | 135 343     | 171 289   | 220 747     | 317 318   | 270 952   | 270 952   | 243 848   | 255 779   | 267 874   |
| Public Transport                                              |   |             |           |             |           |           |           |           |           |           |
| Road and Traffic Regulation                                   |   |             |           |             |           |           |           |           |           |           |
| Roads                                                         |   | 135 343     | 171 289   | 220 747     | 317 318   | 270 952   | 270 952   | 243 848   | 255 779   | 267 874   |
| Taxi Ranks                                                    |   |             |           |             |           |           |           |           |           |           |
| Environmental protection                                      |   | 46 760      | 55 440    | 70 481      | 37 067    | 33 269    | 33 269    | 36 090    | 40 896    | 43 194    |
| Biodiversity and Landscape                                    |   | 13 231      | 22 749    | 25 268      | 10        | 10        | 10        | 10        | 11        | 11        |
| Coastal Protection                                            |   |             |           |             |           |           |           |           |           |           |
| Indigenous Forests                                            |   |             |           |             |           |           |           |           |           |           |
| Nature Conservation                                           |   | 33 529      | 32 691    | 45 213      | 37 057    | 33 260    | 33 260    | 36 080    | 40 885    | 43 183    |
| Pollution Control                                             |   |             |           |             |           |           |           |           |           |           |
| Soil Conservation                                             |   |             |           |             |           |           |           |           |           |           |
| <b>Trading services</b>                                       |   | 5 224 674   | 5 166 931 | 5 642 218   | 4 610 689 | 4 779 376 | 4 779 376 | 5 662 088 | 6 208 562 | 6 894 506 |
| Energy sources                                                |   | 2 704 106   | 2 721 879 | 3 383 862   | 2 775 385 | 2 811 080 | 2 811 080 | 3 499 467 | 3 771 883 | 4 269 773 |
| Electricity                                                   |   | 2 690 644   | 2 709 011 | 3 364 254   | 2 748 837 | 2 785 954 | 2 785 954 | 3 482 334 | 3 748 408 | 4 251 947 |
| Street Lighting and Signal Systems                            |   | 13 462      | 12 868    | 19 608      | 26 547    | 25 127    | 25 127    | 17 133    | 23 475    | 17 826    |
| Nonelectric Energy                                            |   |             |           |             |           |           |           |           |           |           |
| Water management                                              |   | 1 914 395   | 1 596 134 | 1 732 814   | 1 395 590 | 1 490 282 | 1 490 282 | 1 699 639 | 1 943 059 | 2 097 563 |
| Water Treatment                                               |   |             |           |             |           |           |           |           |           |           |
| Water Distribution                                            |   | 1 914 395   | 1 596 134 | 1 732 814   | 1 395 590 | 1 490 282 | 1 490 282 | 1 699 639 | 1 943 059 | 2 097 563 |
| Water Storage                                                 |   |             |           |             |           |           |           |           |           |           |
| Waste water management                                        |   | 361 849     | 615 834   | 308 715     | 235 772   | 264 781   | 264 781   | 264 182   | 281 698   | 300 749   |
| Public Toilets                                                |   |             |           |             |           |           |           |           |           |           |
| Sewerage                                                      |   | 332 025     | 582 351   | 268 290     | 190 485   | 222 367   | 222 367   | 229 388   | 245 175   | 262 404   |
| Storm Water Management                                        |   | 29 824      | 33 484    | 40 424      | 45 287    | 42 415    | 42 415    | 34 795    | 36 524    | 38 344    |
| Waste Water Treatment                                         |   |             |           |             |           |           |           |           |           |           |
| Waste management                                              |   | 244 324     | 233 084   | 216 828     | 203 942   | 213 232   | 213 232   | 198 799   | 211 921   | 226 421   |
| Recycling                                                     |   |             |           |             |           |           |           |           |           |           |
| Solid Waste Disposal (Landfill Sites)                         |   | 11 787      | 16 407    | 17 828      | 24 663    | 23 697    | 23 697    | 8 350     | 8 336     | 8 742     |
| Solid Waste Removal                                           |   | 222 000     | 206 027   | 188 401     | 166 418   | 179 750   | 179 750   | 180 495   | 193 114   | 206 654   |
| Street Cleaning                                               |   | 10 538      | 10 650    | 10 598      | 12 862    | 9 785     | 9 785     | 9 954     | 10 471    | 11 025    |
| <b>Other</b>                                                  |   | 786         | 778       | 852         | 1 084     | 907       | 907       | 935       | 979       | 1 025     |
| Abattoirs                                                     |   |             |           |             |           |           |           |           |           |           |
| Air Transport                                                 |   |             |           |             |           |           |           |           |           |           |
| Forestry                                                      |   |             |           |             |           |           |           |           |           |           |
| Licensing and Regulation                                      |   |             |           |             |           |           |           |           |           |           |
| Markets                                                       |   | 786         | 778       | 852         | 1 084     | 907       | 907       | 935       | 979       | 1 025     |
| Tourism                                                       |   |             |           |             |           |           |           |           |           |           |
| <b>Total Expenditure - Functional</b>                         | 3 | 7 565 510   | 7 776 773 | 8 586 732   | 6 817 079 | 6 881 514 | 6 881 514 | 7 702 242 | 8 361 471 | 9 164 837 |
| <b>Surplus/(Deficit) for the year</b>                         |   | (1 404 597) | 186 416   | (1 559 386) | 425 019   | 437 510   | 437 510   | 539 910   | 599 686   | 546 753   |

**References**

- Government Finance Statistics Functions and Sub-functions are standardised to assist national and international accounts and comparison
- Total Revenue by Functional Classification must reconcile to total operating revenue shown in Financial Performance (revenue and expenditure)
- Total Expenditure by Functional Classification must reconcile to total operating expenditure shown in Financial Performance (revenue and expenditure)
- All amounts must be classified under a Functional classification. The GFS function 'Other' is only for Abattoirs, Air Transport, Forestry, Licensing and Regulation, Markets and Tourism - and if used must be supported by footnotes. Nothing else may be placed under 'Other'. Assign associate share to relevant classification

|                     |               |               |               |             |             |             |               |             |             |
|---------------------|---------------|---------------|---------------|-------------|-------------|-------------|---------------|-------------|-------------|
| check oprev balance | 96 945 270    | 1 230 952 318 | 337 357 537   | 240 363 600 | 207 021 600 | 207 021 600 | 2 306 757 676 | 930 805 164 | 982 645 323 |
| check opexp balance | 1 058 408 634 | 1 052 586 441 | 1 039 761 508 | -4          | -27 670 899 | -27 670 899 | -3 749 997    | -3 933 749  | -4 118 635  |

**GT421 Emfuleni - Table A3 Budgeted Financial Performance (revenue and expenditure by municipal vote)**

| Vote Description                                         | Ref | 2019/20            | 2020/21          | 2021/22            | Current Year 2022/23 |                  |                    | 2023/24 Medium Term Revenue & Expenditure Framework |                        |                        |
|----------------------------------------------------------|-----|--------------------|------------------|--------------------|----------------------|------------------|--------------------|-----------------------------------------------------|------------------------|------------------------|
|                                                          |     | Audited Outcome    | Audited Outcome  | Audited Outcome    | Original Budget      | Adjusted Budget  | Full Year Forecast | Budget Year 2023/24                                 | Budget Year +1 2024/25 | Budget Year +2 2025/26 |
| <b>Revenue by Vote</b>                                   | 1   |                    |                  |                    |                      |                  |                    |                                                     |                        |                        |
| Vote 01 - Executive & Council                            |     | 729                | 525              | 152                | 170                  | -                | -                  | -                                                   | -                      | -                      |
| Vote 02 - Municipal Manager                              |     | 6                  | -                | 937                | 15 523               | -                | -                  | -                                                   | -                      | -                      |
| Vote 03 - Financial Services                             |     | 1 729 957          | 2 025 174        | 1 940 623          | 1 988 377            | 2 168 225        | 2 168 225          | 2 341 522                                           | 2 491 366              | 2 648 211              |
| Vote 04 - Corporate Services                             |     | 1 877              | 14 277           | 73 914             | 5 514                | 3 503            | 3 503              | 2 500                                               | 2 500                  | 2 500                  |
| Vote 05 - Basic Services                                 |     | 4 071 376          | 4 941 696        | 4 829 942          | 5 024 186            | 4 934 364        | 4 934 364          | 5 681 902                                           | 6 243 539              | 6 830 417              |
| Vote 06 - Agriculture, Economic Development Planning & H |     | 65 424             | 906 633          | 58 119             | 6 958                | 17 282           | 17 282             | 18 198                                              | 19 090                 | 19 987                 |
| Vote 07 - Public Safety & Community Development          |     | 291 544            | 74 883           | 123 660            | 201 371              | 195 650          | 195 650            | 198 030                                             | 204 662                | 210 475                |
| Vote 08 -                                                |     | -                  | -                | -                  | -                    | -                | -                  | -                                                   | -                      | -                      |
| Vote 09 -                                                |     | -                  | -                | -                  | -                    | -                | -                  | -                                                   | -                      | -                      |
| Vote 10 -                                                |     | -                  | -                | -                  | -                    | -                | -                  | -                                                   | -                      | -                      |
| Vote 11 -                                                |     | -                  | -                | -                  | -                    | -                | -                  | -                                                   | -                      | -                      |
| Vote 12 -                                                |     | -                  | -                | -                  | -                    | -                | -                  | -                                                   | -                      | -                      |
| Vote 13 -                                                |     | -                  | -                | -                  | -                    | -                | -                  | -                                                   | -                      | -                      |
| Vote 14 -                                                |     | -                  | -                | -                  | -                    | -                | -                  | -                                                   | -                      | -                      |
| Vote 15 - Other                                          |     | -                  | -                | -                  | -                    | -                | -                  | -                                                   | -                      | -                      |
| <b>Total Revenue by Vote</b>                             | 2   | <b>6 160 913</b>   | <b>7 963 188</b> | <b>7 027 346</b>   | <b>7 242 098</b>     | <b>7 319 024</b> | <b>7 319 024</b>   | <b>8 242 152</b>                                    | <b>8 961 157</b>       | <b>9 711 590</b>       |
| <b>Expenditure by Vote to be appropriated</b>            | 1   |                    |                  |                    |                      |                  |                    |                                                     |                        |                        |
| Vote 01 - Executive & Council                            |     | 145 473            | 237 978          | 116 735            | 136 251              | 139 950          | 139 950            | 163 399                                             | 171 344                | 179 158                |
| Vote 02 - Municipal Manager                              |     | 119 793            | 460 741          | 122 487            | 157 400              | 161 163          | 161 163            | 123 367                                             | 129 468                | 135 980                |
| Vote 03 - Financial Services                             |     | 762 674            | 699 791          | 905 241            | 511 715              | 532 405          | 532 405            | 410 686                                             | 438 530                | 469 707                |
| Vote 04 - Corporate Services                             |     | 243 387            | 230 575          | 721 431            | 224 425              | 221 727          | 221 727            | 244 958                                             | 256 685                | 268 924                |
| Vote 05 - Basic Services                                 |     | 5 366 316          | 5 494 440        | 5 873 168          | 5 008 978            | 5 060 530        | 5 060 530          | 5 972 932                                           | 6 533 576              | 7 235 568              |
| Vote 06 - Agriculture, Economic Development Planning & H |     | 84 379             | 61 250           | 117 971            | 113 875              | 112 843          | 112 843            | 121 582                                             | 127 221                | 133 121                |
| Vote 07 - Public Safety & Community Development          |     | 843 489            | 591 996          | 729 699            | 664 435              | 652 896          | 652 896            | 665 320                                             | 704 647                | 742 379                |
| Vote 08 -                                                |     | -                  | -                | -                  | -                    | -                | -                  | -                                                   | -                      | -                      |
| Vote 09 -                                                |     | -                  | -                | -                  | -                    | -                | -                  | -                                                   | -                      | -                      |
| Vote 10 -                                                |     | -                  | -                | -                  | -                    | -                | -                  | -                                                   | -                      | -                      |
| Vote 11 -                                                |     | -                  | -                | -                  | -                    | -                | -                  | -                                                   | -                      | -                      |
| Vote 12 -                                                |     | -                  | -                | -                  | -                    | -                | -                  | -                                                   | -                      | -                      |
| Vote 13 -                                                |     | -                  | -                | -                  | -                    | -                | -                  | -                                                   | -                      | -                      |
| Vote 14 -                                                |     | -                  | -                | -                  | -                    | -                | -                  | -                                                   | -                      | -                      |
| Vote 15 - Other                                          |     | -                  | -                | -                  | -                    | -                | -                  | -                                                   | -                      | -                      |
| <b>Total Expenditure by Vote</b>                         | 2   | <b>7 565 510</b>   | <b>7 776 773</b> | <b>8 586 732</b>   | <b>6 817 079</b>     | <b>6 881 514</b> | <b>6 881 514</b>   | <b>7 702 242</b>                                    | <b>8 361 471</b>       | <b>9 164 837</b>       |
| <b>Surplus/(Deficit) for the year</b>                    | 2   | <b>(1 404 597)</b> | <b>186 416</b>   | <b>(1 559 386)</b> | <b>425 019</b>       | <b>437 510</b>   | <b>437 510</b>     | <b>539 910</b>                                      | <b>599 686</b>         | <b>546 753</b>         |

References

1. Insert 'Vote'; e.g. department, if different to functional classification structure
2. Must reconcile to Budgeted Financial Performance (revenue and expenditure)
3. Assign share in 'associate' to relevant Vote



GT421 Emfuleni - Table A3 Budgeted Financial Performance (revenue and expenditure by municipal vote)A

| Vote Description                                            | Ref | 2019/20         | 2020/21         | 2021/22         | Current Year 2022/23 |                 |                    | 2023/24 Medium Term Revenue & Expenditure Framework |                        |                        |
|-------------------------------------------------------------|-----|-----------------|-----------------|-----------------|----------------------|-----------------|--------------------|-----------------------------------------------------|------------------------|------------------------|
|                                                             |     | Audited Outcome | Audited Outcome | Audited Outcome | Original Budget      | Adjusted Budget | Full Year Forecast | Budget Year 2023/24                                 | Budget Year +1 2024/25 | Budget Year +2 2025/26 |
| 05.17 - Palmsprings                                         |     | -               | -               | -               | -                    | -               | -                  | -                                                   | -                      | -                      |
| 05.18 - Waldrift                                            |     | -               | -               | -               | -                    | -               | -                  | -                                                   | -                      | -                      |
| 05.19 - Roads                                               |     | 37 280          | 19 972          | 233 320         | 229                  | 1 341           | 1 341              | 1 170                                               | 1 228                  | 1 285                  |
| 05.20 - Roads Workshop                                      |     | -               | -               | -               | -                    | -               | -                  | -                                                   | -                      | -                      |
| 05.21 - Road Marking Signs                                  |     | -               | -               | -               | -                    | -               | -                  | -                                                   | -                      | -                      |
| 05.22 - Stormwater / Curbing / Paving                       |     | 1 311           | 1 574           | -               | -                    | -               | -                  | -                                                   | -                      | -                      |
| 05.23 - Stormwater / Curbing / Paving                       |     | -               | -               | -               | -                    | -               | -                  | -                                                   | -                      | -                      |
| 05.24 - Metsi Operations Admin                              |     | -               | -               | -               | -                    | -               | -                  | -                                                   | -                      | -                      |
| 05.25 - Water Distribution                                  |     | 1 101 746       | 896 202         | 993 834         | 903 221              | 940 911         | 940 911            | 1 025 709                                           | 1 118 582              | 1 219 853              |
| 05.26 - Water Connections                                   |     | 626             | 689             | 471             | 533                  | 548             | 548                | 598                                                 | 653                    | 714                    |
| 05.27 - Water Workshop                                      |     | -               | -               | -               | -                    | -               | -                  | -                                                   | -                      | -                      |
| 05.28 - Dwaf Grant                                          |     | -               | -               | -               | -                    | -               | -                  | -                                                   | -                      | -                      |
| 05.29 - Main Sewer Network                                  |     | 317 273         | 1 040 918       | 380 328         | 324 760              | 317 820         | 317 820            | 333 790                                             | 350 146                | 366 603                |
| 05.30 - Sewer Pump Stations                                 |     | -               | -               | -               | -                    | -               | -                  | -                                                   | -                      | -                      |
| 05.31 - Vacuum Tank                                         |     | -               | -               | -               | -                    | -               | -                  | -                                                   | -                      | -                      |
| 05.32 - Rietspruit Works                                    |     | -               | -               | -               | -                    | -               | -                  | -                                                   | -                      | -                      |
| 05.33 - Sebokeng Works                                      |     | 31 635          | 31 543          | 31 825          | 26 232               | 31 977          | 31 977             | 33 672                                              | 35 322                 | 36 982                 |
| 05.34 - Leeukuil                                            |     | -               | -               | -               | -                    | -               | -                  | -                                                   | -                      | -                      |
| 05.35 - Laboratory                                          |     | -               | -               | -               | -                    | -               | -                  | -                                                   | -                      | -                      |
| 05.36 - Chief Director                                      |     | -               | -               | -               | -                    | -               | -                  | -                                                   | -                      | -                      |
| 05.37 - Manager: Customer Care                              |     | -               | -               | -               | -                    | -               | -                  | -                                                   | -                      | -                      |
| 05.38 - Director: Financial & Shared Services               |     | -               | -               | -               | -                    | -               | -                  | -                                                   | -                      | -                      |
| 05.39 - Manager: Planning & Projects                        |     | -               | -               | -               | -                    | -               | -                  | -                                                   | -                      | -                      |
| 05.40 - Utilities; Agencies & Strategic Projects            |     | -               | -               | -               | -                    | -               | -                  | -                                                   | -                      | -                      |
| 05.41 - Project Management Unit                             |     | -               | -               | -               | -                    | -               | -                  | -                                                   | -                      | -                      |
| 05.42 - Mig Grant                                           |     | 4 914           | 40 254          | 42 949          | 194 208              | 194 208         | 194 208            | 203 242                                             | 212 855                | 222 875                |
| 05.43 - Epwp Grant                                          |     | 3 559           | 3 306           | 2 016           | 1 799                | 1 799           | 1 799              | 1 242                                               | -                      | -                      |
| <b>Vote 06 - Agriculture, Economic Development Planning</b> |     | <b>65 424</b>   | <b>906 633</b>  | <b>58 119</b>   | <b>6 958</b>         | <b>17 282</b>   | <b>17 282</b>      | <b>18 198</b>                                       | <b>19 090</b>          | <b>19 987</b>          |
| 06.1 - Development Planning Administration                  |     | 9               | -               | -               | -                    | -               | -                  | -                                                   | -                      | -                      |
| 06.2 - Led And Tourism Administration                       |     | 853             | 556             | 539             | 444                  | 725             | 725                | 763                                                 | 800                    | 838                    |
| 06.3 - Led Projects                                         |     | -               | -               | -               | -                    | -               | -                  | -                                                   | -                      | -                      |
| 06.4 - Land Use Management Administration                   |     | 9 640           | 462             | 315             | 893                  | 290             | 290                | 305                                                 | 320                    | 335                    |
| 06.5 - Spatial Planning                                     |     | -               | -               | -               | -                    | -               | -                  | -                                                   | -                      | -                      |
| 06.6 - Properties Admin                                     |     | 43 457          | 41 004          | 42 056          | 283                  | 1 305           | 1 305              | 1 375                                               | 1 442                  | 1 510                  |
| 06.7 - Housing Administration                               |     | -               | 845 639         | -               | -                    | -               | -                  | -                                                   | -                      | -                      |
| 06.8 - Sonhof Flats                                         |     | 754             | 709             | 3 776           | 2 832                | 742             | 742                | 781                                                 | 819                    | 858                    |
| 06.9 - Mimmie Fourie Court                                  |     | 353             | 326             | 313             | 260                  | 341             | 341                | 359                                                 | 377                    | 394                    |
| 06.10 - Roshnee Old Age Home                                |     | 68              | 70              | 84              | 68                   | 90              | 90                 | 94                                                  | 99                     | 104                    |
| 06.11 - 129 Houses Rust-Te-Vaal                             |     | 175             | 6 345           | (371)           | (8 207)              | 198             | 198                | 209                                                 | 219                    | 229                    |
| 06.12 - 40 Houses Rust-Te-Vaal                              |     | -               | -               | -               | -                    | -               | -                  | -                                                   | -                      | -                      |
| 06.13 - Leeuhof Ext 1                                       |     | 714             | 918             | 932             | 732                  | 964             | 964                | 1 015                                               | 1 065                  | 1 115                  |
| 06.14 - Hertzof Flats                                       |     | 1 846           | 1 781           | 1 958           | 1 590                | 2 022           | 2 022              | 2 129                                               | 2 233                  | 2 338                  |
| 06.15 - Cw5 Low Cost Housing                                |     | 1 521           | 1 449           | 2 015           | 1 570                | 2 160           | 2 160              | 2 275                                               | 2 386                  | 2 498                  |
| 06.16 - Hostels                                             |     | 2 561           | 2 609           | 2 638           | 2 079                | 2 679           | 2 679              | 2 821                                               | 2 960                  | 3 099                  |
| 06.17 - Building Survey/Inspectors                          |     | 3 471           | 4 766           | 3 862           | 4 413                | 5 767           | 5 767              | 6 072                                               | 6 370                  | 6 669                  |
| 06.18 - Municipal Offices                                   |     | -               | -               | -               | -                    | -               | -                  | -                                                   | -                      | -                      |
| 06.19 - Estates                                             |     | -               | -               | -               | -                    | -               | -                  | -                                                   | -                      | -                      |
| 06.20 - Community Services Building                         |     | -               | -               | -               | -                    | -               | -                  | -                                                   | -                      | -                      |
| 06.21 - Duncanville Service Depot                           |     | -               | -               | -               | -                    | -               | -                  | -                                                   | -                      | -                      |
| 06.22 - Vereeniging Offices                                 |     | -               | -               | -               | -                    | -               | -                  | -                                                   | -                      | -                      |
| 06.23 - Rust Ter Vaal City Hall                             |     | -               | -               | -               | -                    | -               | -                  | -                                                   | -                      | -                      |
| 06.24 - Roshnee City Hall                                   |     | -               | -               | -               | -                    | -               | -                  | -                                                   | -                      | -                      |
| <b>Vote 07 - Public Safety &amp; Community Development</b>  |     | <b>291 544</b>  | <b>74 883</b>   | <b>123 660</b>  | <b>201 371</b>       | <b>195 650</b>  | <b>195 650</b>     | <b>198 030</b>                                      | <b>204 662</b>         | <b>210 475</b>         |
| 07.1 - Public Safety And Community Dev                      |     | -               | -               | -               | -                    | -               | -                  | -                                                   | -                      | -                      |
| 07.2 - Sport And Recreation Administration                  |     | -               | -               | 3 761           | -                    | -               | -                  | -                                                   | -                      | -                      |
| 07.3 - Sport Facilities : Indoor And                        |     | 2               | -               | 0               | -                    | -               | -                  | -                                                   | -                      | -                      |
| 07.4 - Swimming Pools                                       |     | 349             | -               | 8               | 11                   | -               | -                  | -                                                   | -                      | -                      |
| 07.5 - Recreational Facilities                              |     | 419             | 1               | 0               | 0                    | 0               | 0                  | 0                                                   | 0                      | 0                      |
| 07.6 - Community Halls                                      |     | 79              | 19              | 35              | 22                   | 42              | 42                 | 44                                                  | 47                     | 49                     |
| 07.7 - Development Marketing And Programs                   |     | -               | -               | -               | -                    | -               | -                  | -                                                   | -                      | -                      |
| 07.8 - Arts And Culture                                     |     | -               | -               | -               | -                    | -               | -                  | -                                                   | -                      | -                      |
| 07.9 - Parks And Cemeteries Administration                  |     | -               | -               | -               | -                    | -               | -                  | -                                                   | -                      | -                      |
| 07.10 - Parks/Open Spaces And Grass Cutting                 |     | -               | -               | 46              | -                    | -               | -                  | -                                                   | -                      | -                      |
| 07.11 - Cemeteries                                          |     | 8 641           | 12 250          | 11 820          | 9 040                | 5 653           | 5 653              | 5 952                                               | 6 244                  | 6 537                  |
| 07.12 - Libraries Administration                            |     | -               | -               | -               | -                    | -               | -                  | -                                                   | -                      | -                      |
| 07.13 - Library Vereeniging                                 |     | 3               | -               | -               | -                    | -               | -                  | -                                                   | -                      | -                      |
| 07.14 - Library Rust-Te-Vaal                                |     | -               | -               | -               | -                    | -               | -                  | -                                                   | -                      | -                      |
| 07.15 - Library Roshnee                                     |     | 6               | -               | -               | -                    | -               | -                  | -                                                   | -                      | -                      |
| 07.16 - Library Sebokeng North/Residentia                   |     | 11              | -               | -               | -                    | -               | -                  | -                                                   | -                      | -                      |
| 07.17 - Library Evaton                                      |     | -               | -               | -               | -                    | -               | -                  | -                                                   | -                      | -                      |
| 07.18 - Library Sharpeville                                 |     | 3               | -               | -               | -                    | -               | -                  | -                                                   | -                      | -                      |
| 07.19 - Library Vanderbijlpark                              |     | 17              | -               | 1               | -                    | 6               | 6                  | 6                                                   | 6                      | 7                      |
| 07.20 - Library Tshepiso                                    |     | 1               | -               | -               | -                    | -               | -                  | -                                                   | -                      | -                      |
| 07.21 - Library Sebokeng                                    |     | 1               | -               | -               | -                    | -               | -                  | -                                                   | -                      | -                      |
| 07.22 - Library Boipatong                                   |     | -               | -               | -               | -                    | -               | -                  | -                                                   | -                      | -                      |
| 07.23 - Library Bophelong                                   |     | 6               | -               | -               | -                    | -               | -                  | -                                                   | -                      | -                      |
| 07.24 - Library Palms Springs                               |     | -               | -               | -               | -                    | -               | -                  | -                                                   | -                      | -                      |
| 07.25 - Library Grant                                       |     | 20 021          | 14 638          | 9 170           | 14 783               | 14 783          | 14 783             | 19 040                                              | 19 895                 | 19 895                 |
| 07.26 - Evaton North Library                                |     | -               | -               | -               | -                    | -               | -                  | -                                                   | -                      | -                      |
| 07.27 - Traffic Services                                    |     | 27              | 1               | 0               | 0                    | 5               | 5                  | 5                                                   | 5                      | 5                      |
| 07.28 - Traffic Services                                    |     | -               | -               | -               | -                    | -               | -                  | -                                                   | -                      | -                      |
| 07.29 - Municipal Court                                     |     | 214 874         | 8 917           | 48 562          | 105 549              | 105 555         | 105 555            | 111 149                                             | 116 596                | 122 076                |
| 07.30 - Parking                                             |     | -               | -               | -               | -                    | -               | -                  | -                                                   | -                      | -                      |
| 07.31 - Parking                                             |     | 0               | 0               | -               | -                    | 1               | 1                  | 1                                                   | 1                      | 1                      |
| 07.32 - Security Services                                   |     | -               | -               | -               | -                    | -               | -                  | -                                                   | -                      | -                      |
| 07.33 - Evaton Municipal Court                              |     | -               | -               | -               | -                    | -               | -                  | -                                                   | -                      | -                      |
| 07.34 - Vereeniging Municipal Court                         |     | -               | -               | -               | -                    | -               | -                  | -                                                   | -                      | -                      |
| 07.35 - Fire Rescue Services                                |     | 504             | 489             | 8 563           | 10 630               | 8 247           | 8 247              | 459                                                 | 482                    | 504                    |
| 07.36 - Ambulance Services                                  |     | 10              | -               | -               | -                    | -               | -                  | -                                                   | -                      | -                      |
| 07.37 - By-Law Unit                                         |     | 5               | 1               | 0               | 3                    | 0               | 0                  | 0                                                   | 0                      | 0                      |

GT421 Emfuleni - Table A3 Budgeted Financial Performance (revenue and expenditure by municipal vote)A

| Vote Description                        | Ref | 2019/20         | 2020/21         | 2021/22         | Current Year 2022/23 |                 |                    | 2023/24 Medium Term Revenue & Expenditure Framework |                        |                        |
|-----------------------------------------|-----|-----------------|-----------------|-----------------|----------------------|-----------------|--------------------|-----------------------------------------------------|------------------------|------------------------|
|                                         |     | Audited Outcome | Audited Outcome | Audited Outcome | Original Budget      | Adjusted Budget | Full Year Forecast | Budget Year 2023/24                                 | Budget Year +1 2024/25 | Budget Year +2 2025/26 |
| 07.38 - Health Services Administration  |     | 32 492          | 27 382          | 29 414          | 45 403               | 45 403          | 45 403             | 45 403                                              | 45 403                 | 45 403                 |
| 07.39 - Environmental Health Inspectors |     | 13 785          | 10 951          | 12 064          | 15 742               | 15 774          | 15 774             | 15 779                                              | 15 783                 | 15 788                 |
| 07.40 - Welfare                         |     | -               | -               | -               | -                    | -               | -                  | -                                                   | -                      | -                      |
| 07.41 - Biocinetic Clinic               |     | 290             | 235             | 214             | 188                  | 181             | 181                | 191                                                 | 200                    | 209                    |
| 07.42 - Health Training                 |     | -               | -               | -               | -                    | -               | -                  | -                                                   | -                      | -                      |
| 07.43 - X Ray Unit                      |     | -               | -               | -               | -                    | -               | -                  | -                                                   | -                      | -                      |
| 07.44 - Clinic Sharpeville              |     | -               | -               | -               | -                    | -               | -                  | -                                                   | -                      | -                      |
| 07.45 - Clinic Market Ave               |     | -               | -               | -               | -                    | -               | -                  | -                                                   | -                      | -                      |
| 07.46 - Clinic Bophelong                |     | -               | -               | -               | -                    | -               | -                  | -                                                   | -                      | -                      |
| 07.47 - Clinic Boipatong                |     | -               | -               | -               | -                    | -               | -                  | -                                                   | -                      | -                      |
| 07.48 - Clinic Retswelapele             |     | -               | -               | -               | -                    | -               | -                  | -                                                   | -                      | -                      |
| 07.49 - Clinic Driehoek                 |     | -               | -               | -               | -                    | -               | -                  | -                                                   | -                      | -                      |
| 07.50 - Clinic Tokisong                 |     | -               | -               | -               | -                    | -               | -                  | -                                                   | -                      | -                      |
| 07.51 - Clinic Zone 3                   |     | -               | -               | -               | -                    | -               | -                  | -                                                   | -                      | -                      |
| 07.52 - Clinic Rust-Te-Vaal             |     | -               | -               | -               | -                    | -               | -                  | -                                                   | -                      | -                      |
| 07.53 - Clinic Roshnee                  |     | -               | -               | -               | -                    | -               | -                  | -                                                   | -                      | -                      |
| 07.54 - Clinic Tshepiso                 |     | -               | -               | -               | -                    | -               | -                  | -                                                   | -                      | -                      |
| 07.55 - Clinic Evaton North Mpumelelo   |     | -               | -               | -               | -                    | -               | -                  | -                                                   | -                      | -                      |
| 07.56 - Clinic Evaton Main              |     | -               | -               | -               | -                    | -               | -                  | -                                                   | -                      | -                      |
| 07.57 - Clinic Beverly Hills            |     | -               | -               | -               | -                    | -               | -                  | -                                                   | -                      | -                      |
| 07.58 - Clinic Zone 17                  |     | -               | -               | -               | -                    | -               | -                  | -                                                   | -                      | -                      |
| 07.59 - Clinic Zone 11                  |     | -               | -               | -               | -                    | -               | -                  | -                                                   | -                      | -                      |
| 07.60 - Clinic Zone 12                  |     | -               | -               | -               | -                    | -               | -                  | -                                                   | -                      | -                      |
| 07.61 - Clinic Zone 13                  |     | -               | -               | -               | -                    | -               | -                  | -                                                   | -                      | -                      |
| 07.62 - Clinic Zone 14                  |     | -               | -               | -               | -                    | -               | -                  | -                                                   | -                      | -                      |
| 07.63 - Clinic Osizweni                 |     | -               | -               | -               | -                    | -               | -                  | -                                                   | -                      | -                      |
| 07.64 - Clinic Thlokomelong             |     | -               | -               | -               | -                    | -               | -                  | -                                                   | -                      | -                      |
| 07.65 - Mobile Clinics                  |     | -               | -               | -               | -                    | -               | -                  | -                                                   | -                      | -                      |
| 07.66 - Laundry Services                |     | -               | -               | -               | -                    | -               | -                  | -                                                   | -                      | -                      |
| 07.67 - Health Grant                    |     | -               | -               | -               | -                    | -               | -                  | -                                                   | -                      | -                      |
| 07.68 - Hiv/Aids Grant                  |     | -               | -               | -               | -                    | -               | -                  | -                                                   | -                      | -                      |
| <b>Vote 08 -</b>                        |     | -               | -               | -               | -                    | -               | -                  | -                                                   | -                      | -                      |
| <b>Vote 09 -</b>                        |     | -               | -               | -               | -                    | -               | -                  | -                                                   | -                      | -                      |
| <b>Vote 10 -</b>                        |     | -               | -               | -               | -                    | -               | -                  | -                                                   | -                      | -                      |
| <b>Vote 11 -</b>                        |     | -               | -               | -               | -                    | -               | -                  | -                                                   | -                      | -                      |
| <b>Vote 12 -</b>                        |     | -               | -               | -               | -                    | -               | -                  | -                                                   | -                      | -                      |
| <b>Vote 13 -</b>                        |     | -               | -               | -               | -                    | -               | -                  | -                                                   | -                      | -                      |
| <b>Vote 14 -</b>                        |     | -               | -               | -               | -                    | -               | -                  | -                                                   | -                      | -                      |
| <b>Vote 15 - Other</b>                  |     | -               | -               | -               | -                    | -               | -                  | -                                                   | -                      | -                      |
| <b>Total Revenue by Vote</b>            | 2   | 6 160 913       | 7 963 188       | 7 027 346       | 7 242 098            | 7 319 024       | 7 319 024          | 8 242 152                                           | 8 961 157              | 9 711 590              |





GT421 Emfuleni - Table A3 Budgeted Financial Performance (revenue and expenditure by municipal vote)A

| Vote Description                                            | Ref | 2019/20         | 2020/21         | 2021/22         | Current Year 2022/23 |                 |                    | 2023/24 Medium Term Revenue & Expenditure Framework |                        |                        |
|-------------------------------------------------------------|-----|-----------------|-----------------|-----------------|----------------------|-----------------|--------------------|-----------------------------------------------------|------------------------|------------------------|
|                                                             |     | Audited Outcome | Audited Outcome | Audited Outcome | Original Budget      | Adjusted Budget | Full Year Forecast | Budget Year 2023/24                                 | Budget Year +1 2024/25 | Budget Year +2 2025/26 |
|                                                             |     | R thousand      |                 |                 |                      |                 |                    |                                                     |                        |                        |
| 05.16 - Boitsepi                                            |     | 2 978           | 6 643           | 6 717           | 7 860                | 7 860           | 7 860              | -                                                   | -                      | -                      |
| 05.17 - Palmsprings                                         |     | 1 957           | 3 180           | 3 336           | 5 240                | 5 240           | 5 240              | -                                                   | -                      | -                      |
| 05.18 - Waldrift                                            |     | 3 296           | 2 971           | 4 001           | 5 240                | 5 240           | 5 240              | 5 000                                               | 4 800                  | 5 000                  |
| 05.19 - Roads                                               |     | 110 409         | 146 917         | 196 080         | 283 301              | 240 143         | 240 143            | 219 364                                             | 230 066                | 240 842                |
| 05.20 - Roads Workshop                                      |     | 23 386          | 22 694          | 22 788          | 31 721               | 28 712          | 28 712             | 22 304                                              | 23 425                 | 24 623                 |
| 05.21 - Road Marking Signs                                  |     | 1 488           | 1 614           | 1 811           | 2 296                | 2 097           | 2 097              | 2 179                                               | 2 289                  | 2 408                  |
| 05.22 - Stormwater / Curbing / Paving                       |     | 28 949          | 33 484          | 40 424          | 45 287               | 42 415          | 42 415             | 34 795                                              | 36 524                 | 38 344                 |
| 05.23 - Stormwater / Curbing / Paving                       |     | 874             | -               | -               | -                    | -               | -                  | -                                                   | -                      | -                      |
| 05.24 - Metsi Operations Admin                              |     | 50 828          | 94 711          | 167 688         | 65 616               | 66 975          | 66 975             | 69 669                                              | 73 064                 | 76 483                 |
| 05.25 - Water Distribution                                  |     | 1 863 860       | 1 501 790       | 1 564 299       | 1 329 791            | 1 423 124       | 1 423 124          | 1 629 776                                           | 1 869 792              | 2 020 868              |
| 05.26 - Water Connections                                   |     | 0               | 0               | 0               | -                    | -               | -                  | -                                                   | -                      | -                      |
| 05.27 - Water Workshop                                      |     | 42 790          | 43 449          | 44 334          | 50 340               | 43 472          | 43 472             | 50 336                                              | 53 052                 | 56 040                 |
| 05.28 - Dwaf Grant                                          |     | -               | -               | -               | -                    | -               | -                  | -                                                   | -                      | -                      |
| 05.29 - Main Sewer Network                                  |     | 289 493         | 538 356         | 229 403         | 143 988              | 170 032         | 170 032            | 178 553                                             | 191 719                | 206 129                |
| 05.30 - Sewer Pump Stations                                 |     | 11 506          | 13 338          | 7 695           | 8 648                | 14 846          | 14 846             | 14 001                                              | 14 738                 | 15 525                 |
| 05.31 - Vacuum Tank                                         |     | 15 052          | 15 922          | 16 647          | 18 121               | 17 620          | 17 620             | 18 575                                              | 19 499                 | 20 501                 |
| 05.32 - Rietspruit Works                                    |     | 4 697           | 3 011           | 3 202           | 3 693                | 2 959           | 2 959              | 3 368                                               | 3 559                  | 3 771                  |
| 05.33 - Sebokeng Works                                      |     | 6 658           | 5 204           | 4 478           | 7 866                | 10 527          | 10 527             | 8 417                                               | 8 833                  | 9 266                  |
| 05.34 - Leeuikuil                                           |     | 5 546           | 5 173           | 4 961           | 8 169                | 6 381           | 6 381              | 6 474                                               | 6 827                  | 7 212                  |
| 05.35 - Laboratory                                          |     | 4 076           | 3 817           | 3 544           | 3 818                | 3 642           | 3 642              | 3 836                                               | 4 006                  | 4 184                  |
| 05.36 - Chief Director                                      |     | 359             | 1 480           | 510             | 73 924               | 11 489          | 11 489             | 9                                                   | 9                      | 9                      |
| 05.37 - Manager: Customer Care                              |     | 8 781           | 7 912           | 8 750           | 10 275               | 11 104          | 11 104             | 11 687                                              | 12 476                 | 13 450                 |
| 05.38 - Director: Financial & Shared Services               |     | 2 841           | 2 398           | 1 987           | 3 337                | 2 139           | 2 139              | 2 130                                               | 2 223                  | 2 319                  |
| 05.39 - Manager: Planning & Projects                        |     | 3 473           | 3 560           | 3 717           | 4 517                | 5 244           | 5 244              | 5 029                                               | 5 243                  | 5 466                  |
| 05.40 - Utilities; Agencies & Strategic Projects            |     | 28 355          | 7 375           | 6 492           | 6 354                | 6 408           | 6 408              | 7 153                                               | 7 472                  | 7 797                  |
| 05.41 - Project Management Unit                             |     | 20 687          | 155 905         | 2 588           | 13 762               | 5 846           | 5 846              | 15 172                                              | 15 808                 | 16 482                 |
| 05.42 - Mig Grant                                           |     | 3 932           | 8 607           | 10 384          | 9 710                | 9 710           | 9 710              | 10 162                                              | 10 643                 | 11 144                 |
| 05.43 - Epwp Grant                                          |     | 3 431           | 2 875           | 1 753           | 1 799                | 1 799           | 1 799              | 1 242                                               | -                      | -                      |
| <b>Vote 06 - Agriculture, Economic Development Planning</b> |     | <b>84 379</b>   | <b>61 250</b>   | <b>117 971</b>  | <b>113 875</b>       | <b>112 843</b>  | <b>112 843</b>     | <b>121 582</b>                                      | <b>127 221</b>         | <b>133 121</b>         |
| 06.1 - Development Planning Administration                  |     | 6 343           | 5 383           | 5 941           | 12 907               | 9 215           | 9 215              | 5 677                                               | 5 925                  | 6 178                  |
| 06.2 - Led And Tourism Administration                       |     | 8 093           | 8 641           | 8 119           | 11 083               | 13 936          | 13 936             | 15 734                                              | 16 383                 | 17 049                 |
| 06.3 - Led Projects                                         |     | -               | -               | -               | -                    | 400             | 400                | -                                                   | -                      | -                      |
| 06.4 - Land Use Management Administration                   |     | 14 237          | 14 135          | 17 413          | 15 885               | 19 211          | 19 211             | 22 227                                              | 23 190                 | 24 211                 |
| 06.5 - Spatial Planning                                     |     | 4               | 6               | 4               | -                    | -               | -                  | -                                                   | -                      | -                      |
| 06.6 - Properties Admin                                     |     | 7 452           | 11 241          | 16 984          | 7 512                | 6 841           | 6 841              | 9 572                                               | 9 974                  | 10 385                 |
| 06.7 - Housing Administration                               |     | 33 046          | 6 286           | 54 899          | 45 277               | 43 991          | 43 991             | 47 976                                              | 50 303                 | 52 716                 |
| 06.8 - Sonhof Flats                                         |     | -               | -               | -               | -                    | -               | -                  | -                                                   | -                      | -                      |
| 06.9 - Mimmie Fourie Court                                  |     | -               | -               | -               | -                    | -               | -                  | -                                                   | -                      | -                      |
| 06.10 - Roshnee Old Age Home                                |     | -               | -               | -               | -                    | -               | -                  | -                                                   | -                      | -                      |
| 06.11 - 129 Houses Rust-Te-Vaal                             |     | -               | -               | -               | -                    | -               | -                  | -                                                   | -                      | -                      |
| 06.12 - 40 Houses Rust-Te-Vaal                              |     | -               | -               | -               | -                    | -               | -                  | -                                                   | -                      | -                      |
| 06.13 - Leeuhof Ext 1                                       |     | -               | -               | -               | -                    | -               | -                  | -                                                   | -                      | -                      |
| 06.14 - Hertzof Flats                                       |     | 128             | 121             | 93              | -                    | -               | -                  | -                                                   | -                      | -                      |
| 06.15 - Cw5 Low Cost Housing                                |     | -               | -               | -               | -                    | -               | -                  | -                                                   | -                      | -                      |
| 06.16 - Hostels                                             |     | 0               | 1               | 1               | -                    | -               | -                  | -                                                   | -                      | -                      |
| 06.17 - Building Survey/Inspectors                          |     | 11 585          | 11 941          | 11 166          | 14 382               | 12 422          | 12 422             | 13 205                                              | 13 903                 | 14 684                 |
| 06.18 - Municipal Offices                                   |     | 0               | 1               | 1               | -                    | -               | -                  | -                                                   | -                      | -                      |
| 06.19 - Estates                                             |     | -               | -               | -               | -                    | -               | -                  | -                                                   | -                      | -                      |
| 06.20 - Community Services Building                         |     | 3 490           | 3 493           | 3 351           | 6 829                | 6 829           | 6 829              | 7 191                                               | 7 543                  | 7 897                  |
| 06.21 - Duncanville Service Depot                           |     | -               | -               | -               | -                    | -               | -                  | -                                                   | -                      | -                      |
| 06.22 - Vereeniging Offices                                 |     | -               | -               | -               | -                    | -               | -                  | -                                                   | -                      | -                      |
| 06.23 - Rust Ter Vaal City Hall                             |     | -               | -               | -               | -                    | -               | -                  | -                                                   | -                      | -                      |
| 06.24 - Roshnee City Hall                                   |     | -               | -               | -               | -                    | -               | -                  | -                                                   | -                      | -                      |
| <b>Vote 07 - Public Safety &amp; Community Development</b>  |     | <b>843 489</b>  | <b>591 996</b>  | <b>729 699</b>  | <b>664 435</b>       | <b>652 896</b>  | <b>652 896</b>     | <b>665 320</b>                                      | <b>704 647</b>         | <b>742 379</b>         |
| 07.1 - Public Safety And Community Dev                      |     | 4 528           | 4 686           | 1 817           | 5 548                | 3 980           | 3 980              | 3 731                                               | 3 892                  | 4 058                  |
| 07.2 - Sport And Recreation Administration                  |     | 18 269          | 24 118          | 19 211          | 16 066               | 18 040          | 18 040             | 18 853                                              | 19 733                 | 20 625                 |
| 07.3 - Sport Facilities : Indoor And                        |     | 14 174          | 13 638          | 14 472          | 15 909               | 14 969          | 14 969             | 14 800                                              | 15 485                 | 16 187                 |
| 07.4 - Swimming Pools                                       |     | 11 988          | 8 430           | 9 119           | 10 827               | 9 497           | 9 497              | 9 461                                               | 9 942                  | 10 450                 |
| 07.5 - Recreational Facilities                              |     | 2 568           | 2 169           | 2 082           | 2 662                | 1 716           | 1 716              | 1 704                                               | 1 778                  | 1 854                  |
| 07.6 - Community Halls                                      |     | 141             | 57              | 24              | -                    | -               | -                  | -                                                   | -                      | -                      |
| 07.7 - Development Marketing And Programs                   |     | 786             | 778             | 852             | 1 084                | 907             | 907                | 935                                                 | 979                    | 1 025                  |
| 07.8 - Arts And Culture                                     |     | 4 203           | 3 658           | 4 062           | 5 179                | 4 875           | 4 875              | 4 395                                               | 4 589                  | 4 787                  |
| 07.9 - Parks And Cemeteries Administration                  |     | 10 882          | 9 606           | 8 967           | 10 902               | 8 901           | 8 901              | 8 933                                               | 9 375                  | 9 853                  |
| 07.10 - Parks/Open Spaces And Grass Cutting                 |     | 31 988          | 31 157          | 43 807          | 37 057               | 33 260          | 33 260             | 36 080                                              | 40 885                 | 43 183                 |
| 07.11 - Cemeteries                                          |     | 101 595         | 18 646          | 19 100          | 16 935               | 16 242          | 16 242             | 22 238                                              | 23 355                 | 24 528                 |
| 07.12 - Libraries Administration                            |     | 1 760           | 3 289           | 2 393           | 5 737                | 2 481           | 2 481              | 2 466                                               | 2 586                  | 2 707                  |
| 07.13 - Library Vereeniging                                 |     | 1 502           | 109             | 4 061           | 4 453                | 4 070           | 4 070              | 4 290                                               | 4 487                  | 4 690                  |
| 07.14 - Library Rust-Te-Vaal                                |     | 250             | 753             | 798             | 831                  | 822             | 822                | 861                                                 | 902                    | 945                    |
| 07.15 - Library Roshnee                                     |     | 8               | 36              | 12              | -                    | -               | -                  | -                                                   | -                      | -                      |
| 07.16 - Library Sebokeng North/Residentia                   |     | 844             | 14              | 1 375           | 1 794                | 1 162           | 1 162              | 1 157                                               | 1 213                  | 1 270                  |
| 07.17 - Library Evaton                                      |     | 2 083           | 1 614           | 2 029           | 2 214                | 1 993           | 1 993              | 2 271                                               | 2 380                  | 2 492                  |
| 07.18 - Library Sharpeville                                 |     | 1 655           | 1 565           | 1 746           | 1 982                | 1 574           | 1 574              | 1 941                                               | 2 058                  | 2 194                  |
| 07.19 - Library Vanderbijlpark                              |     | 6 983           | 6 868           | 5 757           | 7 303                | 6 539           | 6 539              | 7 115                                               | 7 448                  | 7 790                  |
| 07.20 - Library Tshepiso                                    |     | 631             | 611             | 596             | 539                  | 326             | 326                | 323                                                 | 323                    | 353                    |
| 07.21 - Library Sebokeng                                    |     | 582             | 580             | 586             | 597                  | 612             | 612                | 617                                                 | 646                    | 677                    |
| 07.22 - Library Boipatong                                   |     | 645             | 818             | 929             | 767                  | 774             | 774                | 794                                                 | 832                    | 871                    |
| 07.23 - Library Bophelong                                   |     | 711             | 677             | 648             | 597                  | 358             | 358                | 355                                                 | 373                    | 390                    |
| 07.24 - Library Palms Springs                               |     | -               | -               | -               | -                    | -               | -                  | -                                                   | -                      | -                      |
| 07.25 - Library Grant                                       |     | 16 591          | 14 927          | 9 446           | 14 783               | 12 633          | 12 633             | 19 040                                              | 19 895                 | 19 895                 |
| 07.26 - Evaton North Library                                |     | -               | -               | -               | -                    | -               | -                  | -                                                   | -                      | -                      |
| 07.27 - Traffic Services                                    |     | 64 600          | 65 124          | 69 572          | 80 093               | 76 332          | 76 332             | 82 227                                              | 86 184                 | 90 279                 |
| 07.28 - Traffic Services                                    |     | -               | -               | -               | -                    | -               | -                  | -                                                   | -                      | -                      |
| 07.29 - Municipal Court                                     |     | 294 096         | 98 744          | 191 293         | 92 666               | 116 169         | 116 169            | 124 273                                             | 134 509                | 145 668                |
| 07.30 - Parking                                             |     | -               | -               | -               | -                    | -               | -                  | -                                                   | -                      | -                      |
| 07.31 - Parking                                             |     | 550             | 617             | 649             | 1 152                | 704             | 704                | 702                                                 | 736                    | 770                    |
| 07.32 - Security Services                                   |     | 88 226          | 115 278         | 135 518         | 89 031               | 97 757          | 97 757             | 107 627                                             | 112 948                | 118 360                |
| 07.33 - Evaton Municipal Court                              |     | -               | -               | -               | -                    | -               | -                  | -                                                   | -                      | -                      |
| 07.34 - Vereeniging Municipal Court                         |     | -               | -               | -               | -                    | -               | -                  | -                                                   | -                      | -                      |
| 07.35 - Fire Rescue Services                                |     | 79 842          | 84 369          | 96 578          | 100 979              | 90 923          | 90 923             | 96 843                                              | 101 571                | 106 503                |
| 07.36 - Ambulance Services                                  |     | 1 945           | 1 827           | 1 842           | 2 216                | 2 063           | 2 063              | 2 082                                               | 2 172                  | 2 265                  |

GT421 Emfuleni - Table A3 Budgeted Financial Performance (revenue and expenditure by municipal vote)A

| Vote Description                        | Ref | 2019/20            | 2020/21          | 2021/22            | Current Year 2022/23 |                  |                    | 2023/24 Medium Term Revenue & Expenditure Framework |                        |                        |
|-----------------------------------------|-----|--------------------|------------------|--------------------|----------------------|------------------|--------------------|-----------------------------------------------------|------------------------|------------------------|
|                                         |     | Audited Outcome    | Audited Outcome  | Audited Outcome    | Original Budget      | Adjusted Budget  | Full Year Forecast | Budget Year 2023/24                                 | Budget Year +1 2024/25 | Budget Year +2 2025/26 |
| 07.37 - By-Law Unit                     |     | 8 765              | 8 627            | 8 637              | 9 978                | 9 599            | 9 599              | 9 544                                               | 9 973                  | 10 414                 |
| 07.38 - Health Services Administration  |     | 5 396              | 5 797            | 5 569              | 36 370               | 35 702           | 35 702             | 4 301                                               | 4 491                  | 4 685                  |
| 07.39 - Environmental Health Inspectors |     | 11 839             | 11 803           | 12 040             | 15 711               | 12 268           | 12 268             | 13 830                                              | 14 606                 | 15 503                 |
| 07.40 - Welfare                         |     | 7 936              | 6 354            | 8 545              | 9 818                | 9 302            | 9 302              | 10 268                                              | 10 711                 | 11 165                 |
| 07.41 - Biocinetic Clinic               |     | 3 476              | 3 563            | 3 964              | 4 230                | 4 229            | 4 229              | 4 232                                               | 4 416                  | 4 606                  |
| 07.42 - Health Training                 |     | 1 894              | 2 017            | 2 150              | 2 205                | 2 389            | 2 389              | 2 504                                               | 2 616                  | 2 731                  |
| 07.43 - X Ray Unit                      |     | 5 355              | 5 385            | 5 496              | 7 749                | 7 259            | 7 259              | 5 908                                               | 6 173                  | 6 445                  |
| 07.44 - Clinic Sharpeville              |     | 2 456              | 2 398            | 2 407              | 4 743                | 3 431            | 3 431              | 2 392                                               | 2 507                  | 2 625                  |
| 07.45 - Clinic Market Ave               |     | 1 055              | 1 095            | 741                | 1 083                | 660              | 660                | 605                                                 | 634                    | 664                    |
| 07.46 - Clinic Bophelong                |     | 1 317              | 1 393            | 1 611              | 2 045                | 2 013            | 2 013              | 1 579                                               | 1 655                  | 1 733                  |
| 07.47 - Clinic Boipatong                |     | 1 386              | 757              | 977                | 2 429                | 1 051            | 1 051              | 824                                                 | 863                    | 904                    |
| 07.48 - Clinic Retswelapele             |     | 474                | 495              | 571                | 985                  | 967              | 967                | 513                                                 | 538                    | 563                    |
| 07.49 - Clinic Driehoek                 |     | 1 635              | 1 668            | 1 178              | 1 831                | 1 334            | 1 334              | 1 295                                               | 1 357                  | 1 421                  |
| 07.50 - Clinic Tokosong                 |     | 8 807              | 8 841            | 9 170              | 11 032               | 10 066           | 10 066             | 12 439                                              | 12 977                 | 13 530                 |
| 07.51 - Clinic Zone 3                   |     | 165                | 169              | 202                | 414                  | 406              | 406                | 188                                                 | 197                    | 206                    |
| 07.52 - Clinic Rust-Te-Vaal             |     | 2 115              | 2 293            | 2 400              | 2 568                | 2 702            | 2 702              | 2 810                                               | 2 937                  | 3 067                  |
| 07.53 - Clinic Roshnee                  |     | 0                  | 0                | 0                  | -                    | -                | -                  | -                                                   | -                      | -                      |
| 07.54 - Clinic Tsheliso                 |     | 1 469              | 1 602            | 1 802              | 2 323                | 2 316            | 2 316              | 1 748                                               | 1 832                  | 1 918                  |
| 07.55 - Clinic Evaton North Mpumelelo   |     | 1 636              | 1 688            | 1 713              | 2 514                | 2 494            | 2 494              | 2 012                                               | 2 100                  | 2 191                  |
| 07.56 - Clinic Evaton Main              |     | 2 856              | 3 045            | 2 790              | 3 377                | 3 091            | 3 091              | 3 027                                               | 3 156                  | 3 288                  |
| 07.57 - Clinic Beverly Hills            |     | 990                | 458              | 362                | 1 266                | 840              | 840                | 250                                                 | 262                    | 274                    |
| 07.58 - Clinic Zone 17                  |     | -                  | -                | -                  | -                    | -                | -                  | -                                                   | -                      | -                      |
| 07.59 - Clinic Zone 11                  |     | 592                | 625              | 643                | 1 251                | 1 256            | 1 256              | 700                                                 | 734                    | 769                    |
| 07.60 - Clinic Zone 12                  |     | -                  | -                | -                  | -                    | -                | -                  | -                                                   | -                      | -                      |
| 07.61 - Clinic Zone 13                  |     | 2 222              | 2 219            | 2 364              | 3 296                | 3 295            | 3 295              | 2 672                                               | 2 792                  | 2 915                  |
| 07.62 - Clinic Zone 14                  |     | 2 509              | 2 657            | 2 823              | 3 930                | 3 638            | 3 638              | 3 203                                               | 3 349                  | 3 498                  |
| 07.63 - Clinic Osizweni                 |     | 187                | 174              | 214                | 553                  | 564              | 564                | 209                                                 | 219                    | 229                    |
| 07.64 - Clinic Thlokong                 |     | 1 442              | 1 512            | 1 582              | 2 066                | 1 877            | 1 877              | 1 696                                               | 1 777                  | 1 861                  |
| 07.65 - Mobile Clinics                  |     | 886                | 598              | 418                | 869                  | 467              | 467                | 461                                                 | 483                    | 506                    |
| 07.66 - Laundry Services                |     | -                  | -                | -                  | -                    | -                | -                  | -                                                   | -                      | -                      |
| 07.67 - Health Grant                    |     | -                  | -                | -                  | -                    | -                | -                  | -                                                   | -                      | -                      |
| 07.68 - Hiv/Aids Grant                  |     | -                  | -                | -                  | -                    | -                | -                  | -                                                   | -                      | -                      |
| <b>Vote 08 -</b>                        |     | -                  | -                | -                  | -                    | -                | -                  | -                                                   | -                      | -                      |
| <b>Vote 09 -</b>                        |     | -                  | -                | -                  | -                    | -                | -                  | -                                                   | -                      | -                      |
| <b>Vote 10 -</b>                        |     | -                  | -                | -                  | -                    | -                | -                  | -                                                   | -                      | -                      |
| <b>Vote 11 -</b>                        |     | -                  | -                | -                  | -                    | -                | -                  | -                                                   | -                      | -                      |
| <b>Vote 12 -</b>                        |     | -                  | -                | -                  | -                    | -                | -                  | -                                                   | -                      | -                      |
| <b>Vote 13 -</b>                        |     | -                  | -                | -                  | -                    | -                | -                  | -                                                   | -                      | -                      |
| <b>Vote 14 -</b>                        |     | -                  | -                | -                  | -                    | -                | -                  | -                                                   | -                      | -                      |
| <b>Vote 15 - Other</b>                  |     | -                  | -                | -                  | -                    | -                | -                  | -                                                   | -                      | -                      |
| <b>Total Expenditure by Vote</b>        | 2   | <b>7 565 510</b>   | <b>7 776 773</b> | <b>8 586 732</b>   | <b>6 817 079</b>     | <b>6 881 514</b> | <b>6 881 514</b>   | <b>7 702 242</b>                                    | <b>8 361 471</b>       | <b>9 164 837</b>       |
| <b>Surplus/(Deficit) for the year</b>   | 2   | <b>(1 404 597)</b> | <b>186 416</b>   | <b>(1 559 386)</b> | <b>425 019</b>       | <b>437 510</b>   | <b>437 510</b>     | <b>539 910</b>                                      | <b>599 686</b>         | <b>546 753</b>         |

References

1. Insert 'Vote'; e.g. Department, if different to Functional structure
2. Must reconcile to Financial Performance ('Revenue and Expenditure by Functional Classification' and 'Revenue and Expenditure')
3. Assign share in 'associate' to relevant Vote

GT421 Emfuleni - Table A4 Budgeted Financial Performance (revenue and expenditure)

| Description                                                          | Ref | 2019/20          | 2020/21          | 2021/22          | Current Year 2022/23 |                  |                    |                   | 2023/24 Medium Term Revenue & Expenditure Framework |                        |                        |
|----------------------------------------------------------------------|-----|------------------|------------------|------------------|----------------------|------------------|--------------------|-------------------|-----------------------------------------------------|------------------------|------------------------|
|                                                                      |     | Audited Outcome  | Audited Outcome  | Audited Outcome  | Original Budget      | Adjusted Budget  | Full Year Forecast | Pre-audit outcome | Budget Year 2023/24                                 | Budget Year +1 2024/25 | Budget Year +2 2025/26 |
| <b>Revenue</b>                                                       |     |                  |                  |                  |                      |                  |                    |                   |                                                     |                        |                        |
| <b>Exchange Revenue</b>                                              |     |                  |                  |                  |                      |                  |                    |                   |                                                     |                        |                        |
| Service charges - Electricity                                        | 2   | 2 384 126        | 2 574 284        | 2 897 113        | 3 277 205            | 3 132 385        | 3 132 385          | 2 562 250         | 3 766 427                                           | 4 170 941              | 4 618 900              |
| Service charges - Water                                              | 2   | 1 056 322        | 863 934          | 953 291          | 883 166              | 907 798          | 907 798            | 785 498           | 991 315                                             | 1 082 516              | 1 182 107              |
| Service charges - Waste Water Management                             | 2   | 304 523          | 412 565          | 307 366          | 317 402              | 306 681          | 306 681            | 255 725           | 322 935                                             | 338 759                | 354 681                |
| Service charges - Waste Management                                   | 2   | 161 367          | 277 384          | 190 491          | 208 849              | 217 742          | 217 742            | 152 529           | 229 283                                             | 240 518                | 251 822                |
| Sale of Goods and Rendering of Services                              |     | 48 009           | 51 136           | 47 599           | 41 507               | 46 884           | 46 884             | 38 444            | 49 369                                              | 51 788                 | 54 222                 |
| Agency services                                                      |     |                  |                  |                  |                      |                  |                    |                   |                                                     |                        |                        |
| Interest                                                             |     |                  |                  |                  |                      |                  |                    |                   |                                                     |                        |                        |
| Interest earned from Receivables                                     |     | 73 449           | 62 369           | 71 647           | 64 944               | 121 686          | 121 686            | 108 982           | 128 135                                             | 134 414                | 140 731                |
| Interest earned from Current and Non Current Assets                  |     | 12 830           | 6 406            | 3 745            | 84                   | 84               | 84                 | 3 043             | 89                                                  | 93                     | 97                     |
| Dividends                                                            |     |                  |                  |                  |                      |                  |                    |                   |                                                     |                        |                        |
| Rent on Land                                                         |     |                  |                  |                  |                      |                  |                    |                   |                                                     |                        |                        |
| Rental from Fixed Assets                                             |     | 13 578           | 19 959           | 17 614           | 5 912                | 35 563           | 35 563             | 13 299            | 37 448                                              | 39 282                 | 41 129                 |
| Licence and permits                                                  |     | 62               | 87               | 123              | 61                   | 149              | 149                | 124               | 157                                                 | 165                    | 172                    |
| Operational Revenue                                                  |     | 12 233           | 101 532          | 30 349           | 40 278               | 3 483            | 3 483              | 8 395             | 3 668                                               | 3 847                  | 4 028                  |
| <b>Non-Exchange Revenue</b>                                          |     |                  |                  |                  |                      |                  |                    |                   |                                                     |                        |                        |
| Property rates                                                       | 2   | 896 097          | 936 972          | 1 016 800        | 970 066              | 1 148 821        | 1 148 821          | 965 761           | 1 209 708                                           | 1 268 984              | 1 328 626              |
| Surcharges and Taxes                                                 |     |                  |                  |                  |                      |                  |                    |                   |                                                     |                        |                        |
| Fines, penalties and forfeits                                        |     | 214 913          | 9 075            | 49 174           | 113 589              | 105 789          | 105 789            | 172               | 111 396                                             | 116 854                | 122 346                |
| Licences or permits                                                  |     |                  |                  |                  |                      |                  |                    |                   |                                                     |                        |                        |
| Transfer and subsidies - Operational                                 |     | 830 740          | 1 349 993        | 974 455          | 1 071 652            | 1 067 516        | 1 067 516          | 1 024 793         | 1 162 079                                           | 1 261 540              | 1 355 848              |
| Interest                                                             |     | 12 663           | 13 213           | 16 276           | 7 019                | 17 422           | 17 422             | 16 381            | 18 345                                              | 19 244                 | 20 148                 |
| Fuel Levy                                                            |     |                  |                  |                  |                      |                  |                    |                   |                                                     |                        |                        |
| Operational Revenue                                                  |     |                  |                  |                  |                      |                  |                    |                   |                                                     |                        |                        |
| Gains on disposal of Assets                                          |     | -                | 12 924           | 62 132           | -                    | -                | -                  | -                 | -                                                   | -                      | -                      |
| Other Gains                                                          |     | 43 056           | 40 403           | 51 813           | -                    | -                | -                  | -                 | -                                                   | -                      | -                      |
| Discontinued Operations                                              |     |                  |                  |                  |                      |                  |                    |                   |                                                     |                        |                        |
| <b>Total Revenue (excluding capital transfers and contributions)</b> |     | <b>6 063 968</b> | <b>6 732 236</b> | <b>6 689 989</b> | <b>7 001 734</b>     | <b>7 112 002</b> | <b>7 112 002</b>   | <b>5 935 394</b>  | <b>8 030 352</b>                                    | <b>8 728 945</b>       | <b>9 474 859</b>       |
| <b>Expenditure</b>                                                   |     |                  |                  |                  |                      |                  |                    |                   |                                                     |                        |                        |
| Employee related costs                                               | 2   | 1 061 609        | 1 157 757        | 1 207 208        | 1 339 943            | 1 242 484        | 1 242 484          | 1 021 468         | 1 351 369                                           | 1 417 817              | 1 488 320              |
| Remuneration of councillors                                          |     | 56 590           | 56 645           | 56 828           | 62 391               | 66 335           | 66 335             | 53 727            | 70 192                                              | 73 562                 | 77 019                 |
| Bulk purchases - electricity                                         | 2   | 1 955 057        | 2 166 320        | 2 513 980        | 2 070 926            | 2 070 926        | 2 070 926          | 1 974 593         | 2 778 367                                           | 2 994 654              | 3 444 925              |
| Inventory consumed                                                   | 8   | 29 375           | 28 706           | 40 547           | 1 169 279            | 1 083 904        | 1 083 904          | 46 324            | 1 107 856                                           | 1 304 278              | 1 408 032              |
| Debt impairment                                                      | 3   | 1 981 788        | 1 080 097        | 1 355 132        | 930 231              | 1 145 561        | 1 145 561          | -                 | 1 338 488                                           | 1 457 983              | 1 588 229              |
| Depreciation and amortisation                                        |     | 351 537          | 504 090          | 635 189          | 487 511              | 487 511          | 487 511            | 312 661           | 513 349                                             | 538 503                | 563 813                |
| Interest                                                             |     | 232 128          | 195 757          | 366 914          | 95 757               | 95 757           | 95 757             | 379 197           | -                                                   | -                      | -                      |
| Contracted services                                                  |     | 489 231          | 779 975          | 1 073 748        | 441 744              | 455 956          | 455 956            | 341 288           | 370 129                                             | 395 014                | 406 763                |
| Transfers and subsidies                                              |     | 1 448            | 3 032            | 1 454            | 2 000                | 2 400            | 2 400              | 419               | 2 200                                               | 2 200                  | 2 200                  |
| Irrecoverable debts written off                                      |     | -                | -                | -                | -                    | -                | -                  | -                 | -                                                   | -                      | -                      |
| Operational costs                                                    |     | 265 567          | 561 542          | 248 673          | 217 298              | 258 352          | 258 352            | 165 617           | 174 041                                             | 181 395                | 189 655                |
| Losses on disposal of Assets                                         |     | 80 103           | 190 115          | 31 639           | -                    | -                | -                  | -                 | -                                                   | -                      | -                      |
| Other Losses                                                         |     | 2 669            | 152              | 15 658           | -                    | -                | -                  | -                 | -                                                   | -                      | -                      |
| <b>Total Expenditure</b>                                             |     | <b>6 507 102</b> | <b>6 724 186</b> | <b>7 546 971</b> | <b>6 817 079</b>     | <b>6 909 185</b> | <b>6 909 185</b>   | <b>4 295 295</b>  | <b>7 705 992</b>                                    | <b>8 365 405</b>       | <b>9 168 956</b>       |
| <b>Surplus/(Deficit)</b>                                             |     | <b>(443 134)</b> | <b>8 050</b>     | <b>(856 982)</b> | <b>184 655</b>       | <b>202 817</b>   | <b>202 817</b>     | <b>1 640 100</b>  | <b>324 360</b>                                      | <b>363 540</b>         | <b>305 903</b>         |
| Transfers and subsidies - capital (monetary allocations)             | 6   | 38 861           | 42 584           | 63 761           | 240 364              | 207 022          | 207 022            | 49 161            | 211 800                                             | 232 212                | 236 731                |
| Transfers and subsidies - capital (in-kind)                          | 6   | 58 084           | 1 188 368        | 273 596          | -                    | -                | -                  | -                 | -                                                   | -                      | -                      |
| <b>Surplus/(Deficit) after capital transfers &amp; contributions</b> |     | <b>(346 189)</b> | <b>1 239 002</b> | <b>(519 624)</b> | <b>425 019</b>       | <b>409 839</b>   | <b>409 839</b>     | <b>1 689 261</b>  | <b>536 160</b>                                      | <b>595 752</b>         | <b>542 634</b>         |
| Income Tax                                                           |     |                  |                  |                  |                      |                  |                    |                   |                                                     |                        |                        |
| <b>Surplus/(Deficit) after income tax</b>                            |     | <b>(346 189)</b> | <b>1 239 002</b> | <b>(519 624)</b> | <b>425 019</b>       | <b>409 839</b>   | <b>409 839</b>     | <b>1 689 261</b>  | <b>536 160</b>                                      | <b>595 752</b>         | <b>542 634</b>         |
| Share of Surplus/Deficit attributable to Joint Venture               |     |                  |                  |                  |                      |                  |                    |                   |                                                     |                        |                        |
| Share of Surplus/Deficit attributable to Minorities                  |     |                  |                  |                  |                      |                  |                    |                   |                                                     |                        |                        |
| <b>Surplus/(Deficit) attributable to municipality</b>                |     | <b>(346 189)</b> | <b>1 239 002</b> | <b>(519 624)</b> | <b>425 019</b>       | <b>409 839</b>   | <b>409 839</b>     | <b>1 689 261</b>  | <b>536 160</b>                                      | <b>595 752</b>         | <b>542 634</b>         |
| Share of Surplus/Deficit attributable to Associate                   |     |                  |                  |                  |                      |                  |                    |                   |                                                     |                        |                        |
| Intercompany/Parent subsidiary transactions                          |     |                  |                  |                  |                      |                  |                    |                   |                                                     |                        |                        |
| <b>Surplus/(Deficit) for the year</b>                                | 1   | <b>(346 189)</b> | <b>1 239 002</b> | <b>(519 624)</b> | <b>425 019</b>       | <b>409 839</b>   | <b>409 839</b>     | <b>1 689 261</b>  | <b>536 160</b>                                      | <b>595 752</b>         | <b>542 634</b>         |

| Vote Description                                                                                                                                                                               | Ref | 2019/20         | 2020/21          | 2021/22         | Current Year 2022/23 |                 |                    |                   | 2023/24 Medium Term Revenue & Expenditure Framework |                        |                        |
|------------------------------------------------------------------------------------------------------------------------------------------------------------------------------------------------|-----|-----------------|------------------|-----------------|----------------------|-----------------|--------------------|-------------------|-----------------------------------------------------|------------------------|------------------------|
|                                                                                                                                                                                                |     | Audited Outcome | Audited Outcome  | Audited Outcome | Original Budget      | Adjusted Budget | Full Year Forecast | Pre-audit outcome | Budget Year 2023/24                                 | Budget Year +1 2024/25 | Budget Year +2 2025/26 |
| <b>R thousand</b>                                                                                                                                                                              | 1   |                 |                  |                 |                      |                 |                    |                   |                                                     |                        |                        |
| <b>Capital expenditure - Vote</b>                                                                                                                                                              |     |                 |                  |                 |                      |                 |                    |                   |                                                     |                        |                        |
| <b>Multi-year expenditure to be appropriated</b>                                                                                                                                               | 2   |                 |                  |                 |                      |                 |                    |                   |                                                     |                        |                        |
| Vote 01 - Executive & Council                                                                                                                                                                  |     | 925             | -                | -               | -                    | -               | -                  | -                 | -                                                   | -                      | -                      |
| Vote 02 - Municipal Manager                                                                                                                                                                    |     | -               | -                | -               | -                    | 300             | 300                | -                 | 2 500                                               | -                      | -                      |
| Vote 03 - Financial Services                                                                                                                                                                   |     | 932             | 4 710            | 637             | 2 500                | 2 590           | 2 590              | 1 448             | 2 180                                               | -                      | -                      |
| Vote 04 - Corporate Services                                                                                                                                                                   |     | 32 033          | 3 980            | 46 752          | 38 255               | 38 255          | 38 255             | 33 475            | 28 310                                              | -                      | 10                     |
| Vote 05 - Basic Services                                                                                                                                                                       |     | 118 307         | 448 744          | 487 321         | 376 464              | 383 415         | 383 415            | 156 476           | 499 370                                             | 595 962                | 527 981                |
| Vote 06 - Agriculture, Economic Development Planning & Human Settlement                                                                                                                        |     | 8 165           | 845 639          | -               | -                    | 3 000           | 3 000              | -                 | -                                                   | -                      | -                      |
| Vote 07 - Public Safety & Community Development                                                                                                                                                |     | 12 867          | 13 614           | 13 932          | 7 800                | 9 950           | 9 950              | -                 | 7 550                                               | 3 724                  | 18 762                 |
| Vote 08 -                                                                                                                                                                                      |     | -               | -                | -               | -                    | -               | -                  | -                 | -                                                   | -                      | -                      |
| Vote 09 -                                                                                                                                                                                      |     | -               | -                | -               | -                    | -               | -                  | -                 | -                                                   | -                      | -                      |
| Vote 10 -                                                                                                                                                                                      |     | -               | -                | -               | -                    | -               | -                  | -                 | -                                                   | -                      | -                      |
| Vote 11 -                                                                                                                                                                                      |     | -               | -                | -               | -                    | -               | -                  | -                 | -                                                   | -                      | -                      |
| Vote 12 -                                                                                                                                                                                      |     | -               | -                | -               | -                    | -               | -                  | -                 | -                                                   | -                      | -                      |
| Vote 13 -                                                                                                                                                                                      |     | -               | -                | -               | -                    | -               | -                  | -                 | -                                                   | -                      | -                      |
| Vote 14 -                                                                                                                                                                                      |     | -               | -                | -               | -                    | -               | -                  | -                 | -                                                   | -                      | -                      |
| Vote 15 - Other                                                                                                                                                                                |     | -               | -                | -               | -                    | -               | -                  | -                 | -                                                   | -                      | -                      |
| <b>Capital multi-year expenditure sub-total</b>                                                                                                                                                | 7   | <b>173 230</b>  | <b>1 316 687</b> | <b>548 642</b>  | <b>425 019</b>       | <b>437 510</b>  | <b>437 510</b>     | <b>191 398</b>    | <b>539 910</b>                                      | <b>599 686</b>         | <b>546 753</b>         |
| <b>Single-year expenditure to be appropriated</b>                                                                                                                                              | 2   |                 |                  |                 |                      |                 |                    |                   |                                                     |                        |                        |
| Vote 01 - Executive & Council                                                                                                                                                                  |     | -               | -                | -               | -                    | -               | -                  | -                 | -                                                   | -                      | -                      |
| Vote 02 - Municipal Manager                                                                                                                                                                    |     | -               | -                | -               | -                    | -               | -                  | -                 | -                                                   | -                      | -                      |
| Vote 03 - Financial Services                                                                                                                                                                   |     | -               | -                | -               | -                    | -               | -                  | -                 | -                                                   | -                      | -                      |
| Vote 04 - Corporate Services                                                                                                                                                                   |     | -               | -                | -               | -                    | -               | -                  | -                 | -                                                   | -                      | -                      |
| Vote 05 - Basic Services                                                                                                                                                                       |     | -               | -                | -               | -                    | -               | -                  | -                 | -                                                   | -                      | -                      |
| Vote 06 - Agriculture, Economic Development Planning & Human Settlement                                                                                                                        |     | -               | -                | -               | -                    | -               | -                  | -                 | -                                                   | -                      | -                      |
| Vote 07 - Public Safety & Community Development                                                                                                                                                |     | -               | -                | -               | -                    | -               | -                  | -                 | -                                                   | -                      | -                      |
| Vote 08 -                                                                                                                                                                                      |     | -               | -                | -               | -                    | -               | -                  | -                 | -                                                   | -                      | -                      |
| Vote 09 -                                                                                                                                                                                      |     | -               | -                | -               | -                    | -               | -                  | -                 | -                                                   | -                      | -                      |
| Vote 10 -                                                                                                                                                                                      |     | -               | -                | -               | -                    | -               | -                  | -                 | -                                                   | -                      | -                      |
| Vote 11 -                                                                                                                                                                                      |     | -               | -                | -               | -                    | -               | -                  | -                 | -                                                   | -                      | -                      |
| Vote 12 -                                                                                                                                                                                      |     | -               | -                | -               | -                    | -               | -                  | -                 | -                                                   | -                      | -                      |
| Vote 13 -                                                                                                                                                                                      |     | -               | -                | -               | -                    | -               | -                  | -                 | -                                                   | -                      | -                      |
| Vote 14 -                                                                                                                                                                                      |     | -               | -                | -               | -                    | -               | -                  | -                 | -                                                   | -                      | -                      |
| Vote 15 - Other                                                                                                                                                                                |     | -               | -                | -               | -                    | -               | -                  | -                 | -                                                   | -                      | -                      |
| <b>Capital single-year expenditure sub-total</b>                                                                                                                                               |     | <b>-</b>        | <b>-</b>         | <b>-</b>        | <b>-</b>             | <b>-</b>        | <b>-</b>           | <b>-</b>          | <b>-</b>                                            | <b>-</b>               | <b>-</b>               |
| <b>Total Capital Expenditure - Vote</b>                                                                                                                                                        |     | <b>173 230</b>  | <b>1 316 687</b> | <b>548 642</b>  | <b>425 019</b>       | <b>437 510</b>  | <b>437 510</b>     | <b>191 398</b>    | <b>539 910</b>                                      | <b>599 686</b>         | <b>546 753</b>         |
| <b>Capital Expenditure - Functional</b>                                                                                                                                                        |     |                 |                  |                 |                      |                 |                    |                   |                                                     |                        |                        |
| <b>Governance and administration</b>                                                                                                                                                           |     | <b>33 891</b>   | <b>8 690</b>     | <b>51 151</b>   | <b>40 755</b>        | <b>41 055</b>   | <b>41 055</b>      | <b>34 922</b>     | <b>32 810</b>                                       | <b>-</b>               | <b>10</b>              |
| Executive and council                                                                                                                                                                          |     | 925             | -                | -               | -                    | -               | -                  | -                 | -                                                   | -                      | -                      |
| Finance and administration                                                                                                                                                                     |     | 32 966          | 8 690            | 51 151          | 40 755               | 41 055          | 41 055             | 34 922            | 32 810                                              | -                      | 10                     |
| Internal audit                                                                                                                                                                                 |     | -               | -                | -               | -                    | -               | -                  | -                 | -                                                   | -                      | -                      |
| <b>Community and public safety</b>                                                                                                                                                             |     | <b>18 165</b>   | <b>859 253</b>   | <b>10 124</b>   | <b>7 800</b>         | <b>7 800</b>    | <b>7 800</b>       | <b>-</b>          | <b>4 550</b>                                        | <b>3 724</b>           | <b>18 762</b>          |
| Community and social services                                                                                                                                                                  |     | 10 000          | 13 614           | 2 109           | -                    | -               | -                  | -                 | 1 000                                               | -                      | -                      |
| Sport and recreation                                                                                                                                                                           |     | -               | -                | 933             | -                    | -               | -                  | -                 | 3 550                                               | 3 724                  | 18 762                 |
| Public safety                                                                                                                                                                                  |     | -               | -                | 7 082           | 7 800                | 7 800           | 7 800              | -                 | -                                                   | -                      | -                      |
| Housing                                                                                                                                                                                        |     | 8 165           | 845 639          | -               | -                    | -               | -                  | -                 | -                                                   | -                      | -                      |
| Health                                                                                                                                                                                         |     | -               | -                | -               | -                    | -               | -                  | -                 | -                                                   | -                      | -                      |
| <b>Economic and environmental services</b>                                                                                                                                                     |     | <b>66 117</b>   | <b>66 581</b>    | <b>302 259</b>  | <b>184 787</b>       | <b>220 027</b>  | <b>220 027</b>     | <b>98 471</b>     | <b>211 260</b>                                      | <b>212 212</b>         | <b>216 731</b>         |
| Planning and development                                                                                                                                                                       |     | 15 130          | 27 908           | 33 451          | 174 787              | 180 027         | 180 027            | 67 400            | 193 260                                             | 202 212                | 211 731                |
| Road transport                                                                                                                                                                                 |     | 50 986          | 38 673           | 268 762         | 10 000               | 40 000          | 40 000             | 31 071            | 15 000                                              | 10 000                 | 5 000                  |
| Environmental protection                                                                                                                                                                       |     | -               | -                | 46              | -                    | -               | -                  | -                 | 3 000                                               | -                      | -                      |
| <b>Trading services</b>                                                                                                                                                                        |     | <b>55 058</b>   | <b>382 163</b>   | <b>185 108</b>  | <b>191 676</b>       | <b>168 628</b>  | <b>168 628</b>     | <b>58 005</b>     | <b>291 290</b>                                      | <b>383 750</b>         | <b>311 250</b>         |
| Energy sources                                                                                                                                                                                 |     | 41 688          | 60 376           | 140 139         | 166 966              | 141 474         | 141 474            | 55 515            | 237 790                                             | 333 750                | 261 250                |
| Water management                                                                                                                                                                               |     | 6 319           | 14 160           | 12 990          | 15 000               | 15 000          | 15 000             | -                 | 46 500                                              | 45 000                 | 45 000                 |
| Waste water management                                                                                                                                                                         |     | 7 050           | 295 306          | 31 979          | -                    | 2 443           | 2 443              | 2 490             | 5 000                                               | 5 000                  | 5 000                  |
| Waste management                                                                                                                                                                               |     | -               | 12 320           | -               | 9 710                | 9 710           | 9 710              | -                 | 2 000                                               | -                      | -                      |
| <b>Other</b>                                                                                                                                                                                   |     |                 |                  |                 |                      |                 |                    |                   |                                                     |                        |                        |
| <b>Total Capital Expenditure - Functional</b>                                                                                                                                                  | 3   | <b>173 230</b>  | <b>1 316 687</b> | <b>548 642</b>  | <b>425 019</b>       | <b>437 510</b>  | <b>437 510</b>     | <b>191 398</b>    | <b>539 910</b>                                      | <b>599 686</b>         | <b>546 753</b>         |
| <b>Funded by:</b>                                                                                                                                                                              |     |                 |                  |                 |                      |                 |                    |                   |                                                     |                        |                        |
| National Government                                                                                                                                                                            |     | 11 220          | 28 515           | 49 979          | 232 564              | 197 162         | 197 162            | 71 354            | 211 800                                             | 232 212                | 236 731                |
| Provincial Government                                                                                                                                                                          |     | 4 862           | 1 159 821        | 208 919         | 7 800                | 9 950           | 9 950              | -                 | -                                                   | -                      | -                      |
| District Municipality                                                                                                                                                                          |     | -               | -                | -               | -                    | -               | -                  | -                 | -                                                   | -                      | -                      |
| Transfers and subsidies - capital (monetary allocations) (Nat / Prov Departm Agencies, Households, Non-profit Institutions, Private Enterprises, Public Corporatons, Higher Educ Institutions) |     | 57 925          | 23 903           | 71 759          | -                    | -               | -                  | -                 | -                                                   | -                      | -                      |
| <b>Transfers recognised - capital</b>                                                                                                                                                          | 4   | <b>74 008</b>   | <b>1 212 240</b> | <b>330 658</b>  | <b>240 364</b>       | <b>207 112</b>  | <b>207 112</b>     | <b>71 354</b>     | <b>211 800</b>                                      | <b>232 212</b>         | <b>236 731</b>         |
| <b>Borrowing</b>                                                                                                                                                                               | 6   | <b>1 558</b>    | <b>-</b>         | <b>-</b>        | <b>-</b>             | <b>-</b>        | <b>-</b>           | <b>-</b>          | <b>-</b>                                            | <b>-</b>               | <b>-</b>               |
| <b>Internally generated funds</b>                                                                                                                                                              |     | <b>97 665</b>   | <b>104 447</b>   | <b>217 984</b>  | <b>184 655</b>       | <b>230 398</b>  | <b>230 398</b>     | <b>120 044</b>    | <b>328 110</b>                                      | <b>367 474</b>         | <b>310 022</b>         |
| <b>Total Capital Funding</b>                                                                                                                                                                   | 7   | <b>173 230</b>  | <b>1 316 687</b> | <b>548 642</b>  | <b>425 019</b>       | <b>437 510</b>  | <b>437 510</b>     | <b>191 398</b>    | <b>539 910</b>                                      | <b>599 686</b>         | <b>546 753</b>         |

**References**

- Municipalities may choose to appropriate for capital expenditure for three years or for one year (if one year appropriation projected expenditure required for yr2 and yr3).
- Include capital component of PPP unitary payment. Note that capital transfers are only appropriated to municipalities for the budget year
- Capital expenditure by functional classification must reconcile to the appropriations by vote
- Must reconcile to supporting table SA20 and to Budgeted Financial Performance (revenue and expenditure)
- Include finance leases and PPP capital funding component of unitary payment - total borrowing/repayments to reconcile to changes in Table SA17
- Total Capital Funding must balance with Total Capital Expenditure
- Include any capitalised interest (MFMA section 46) as part of relevant capital budget









|                                          |         |           |         |         |         |         |         |         |         |         |   |
|------------------------------------------|---------|-----------|---------|---------|---------|---------|---------|---------|---------|---------|---|
| Vote 08 -                                | -       | -         | -       | -       | -       | -       | -       | -       | -       | -       | - |
| Vote 09 -                                | -       | -         | -       | -       | -       | -       | -       | -       | -       | -       | - |
| Vote 10 -                                | -       | -         | -       | -       | -       | -       | -       | -       | -       | -       | - |
| Vote 11 -                                | -       | -         | -       | -       | -       | -       | -       | -       | -       | -       | - |
| Vote 12 -                                | -       | -         | -       | -       | -       | -       | -       | -       | -       | -       | - |
| Vote 13 -                                | -       | -         | -       | -       | -       | -       | -       | -       | -       | -       | - |
| Vote 14 -                                | -       | -         | -       | -       | -       | -       | -       | -       | -       | -       | - |
| Vote 15 - Other                          | -       | -         | -       | -       | -       | -       | -       | -       | -       | -       | - |
| Capital multi-year expenditure sub-total | 173 230 | 1 316 687 | 548 642 | 425 019 | 437 510 | 437 510 | 191 398 | 539 910 | 599 686 | 546 753 |   |










|                                           |                |                  |                |                |                |                |                |                |                |                |   |
|-------------------------------------------|----------------|------------------|----------------|----------------|----------------|----------------|----------------|----------------|----------------|----------------|---|
| Vote 09 -                                 | -              | -                | -              | -              | -              | -              | -              | -              | -              | -              | - |
| Vote 10 -                                 | -              | -                | -              | -              | -              | -              | -              | -              | -              | -              | - |
| Vote 11 -                                 | -              | -                | -              | -              | -              | -              | -              | -              | -              | -              | - |
| Vote 12 -                                 | -              | -                | -              | -              | -              | -              | -              | -              | -              | -              | - |
| Vote 13 -                                 | -              | -                | -              | -              | -              | -              | -              | -              | -              | -              | - |
| Vote 14 -                                 | -              | -                | -              | -              | -              | -              | -              | -              | -              | -              | - |
| Vote 15 - Other                           | -              | -                | -              | -              | -              | -              | -              | -              | -              | -              | - |
| Capital single-year expenditure sub-total | -              | -                | -              | -              | -              | -              | -              | -              | -              | -              | - |
| <b>Total Capital Expenditure</b>          | <b>173 230</b> | <b>1 316 687</b> | <b>548 642</b> | <b>425 019</b> | <b>437 510</b> | <b>437 510</b> | <b>191 398</b> | <b>539 910</b> | <b>599 686</b> | <b>546 753</b> |   |









|         |   |   |         |         |   |   |         |   |   |   |      |
|---------|---|---|---------|---------|---|---|---------|---|---|---|------|
| -       | - | - | -       | -       | - | - | -       | - | - | - | #N/A |
| -       | - | - | -       | -       | - | - | -       | - | - | - | #N/A |
| -       | - | - | -       | -       | - | - | -       | - | - | - | #N/A |
| -       | - | - | -       | -       | - | - | -       | - | - | - | #N/A |
| -       | - | - | -       | -       | - | - | -       | - | - | - | #N/A |
| -       | - | - | -       | -       | - | - | -       | - | - | - | #N/A |
| -       | - | - | -       | -       | - | - | -       | - | - | - | #N/A |
| 539 910 | - | - | 539 910 | 599 686 | - | - | 599 686 | - | - | - | #N/A |

GT421 Emfuleni - Table A6 Budgeted Financial Position

| Description                                             | Ref | 2019/20           | 2020/21           | 2021/22           | Current Year 2022/23 |                   |                    |                   | 2023/24 Medium Term Revenue & Expenditure Framework |                        |                        |
|---------------------------------------------------------|-----|-------------------|-------------------|-------------------|----------------------|-------------------|--------------------|-------------------|-----------------------------------------------------|------------------------|------------------------|
|                                                         |     | Audited Outcome   | Audited Outcome   | Audited Outcome   | Original Budget      | Adjusted Budget   | Full Year Forecast | Pre-audit outcome | Budget Year 2023/24                                 | Budget Year +1 2024/25 | Budget Year +2 2025/26 |
| <b>R thousand</b>                                       |     |                   |                   |                   |                      |                   |                    |                   |                                                     |                        |                        |
| <b>ASSETS</b>                                           |     |                   |                   |                   |                      |                   |                    |                   |                                                     |                        |                        |
| <b>Current assets</b>                                   |     |                   |                   |                   |                      |                   |                    |                   |                                                     |                        |                        |
| Cash and cash equivalents                               |     | 240 338           | 269 479           | 129 403           | 656 830              | 347 991           | 347 991            | 394 667           | 51 074                                              | 41 760                 | 41 760                 |
| Trade and other receivables from exchange transactions  | 1   | 239 616           | 496 804           | 631 878           | 386 451              | 4 940 362         | 4 940 362          | 1 847 057         | 311 318                                             | 436 937                | 568 025                |
| Receivables from non-exchange transactions              | 1   | 32 854            | 5 215             | 2 953             | 497 848              | (9 309)           | (9 309)            | 88 694            | (458 544)                                           | (429 788)              | (386 131)              |
| Current portion of non-current receivables              |     |                   |                   |                   |                      |                   |                    |                   |                                                     |                        |                        |
| Inventory                                               | 2   | 20 986            | 24 695            | 33 367            | 93 962               | 93 962            | 93 962             | 43 232            | 161 061                                             | 352 845                | 547 647                |
| VAT                                                     |     | 641 271           | 922 605           | 1 266 299         | 46 603               | 1 266 299         | 1 266 299          | 1 507 476         | -                                                   | -                      | -                      |
| Other current assets                                    |     | 105 068           | 110 763           | 110 589           | 111 953              | 110 589           | 110 589            | 108 262           | (1 168)                                             | (1 168)                | (1 168)                |
| <b>Total current assets</b>                             |     | <b>1 280 133</b>  | <b>1 829 562</b>  | <b>2 174 489</b>  | <b>1 793 647</b>     | <b>6 749 895</b>  | <b>6 749 895</b>   | <b>3 989 388</b>  | <b>63 742</b>                                       | <b>400 587</b>         | <b>770 134</b>         |
| <b>Non current assets</b>                               |     |                   |                   |                   |                      |                   |                    |                   |                                                     |                        |                        |
| Investments                                             |     | 21                | 16                | 14 274.90         | 17                   | 14                | 14                 | 14                | 14                                                  | 14                     | 14                     |
| Investment property                                     |     | 973 320           | 1 006 951         | #####             | 1 006 951            | 997 878           | 997 878            | 997 878           | 997 878                                             | 997 878                | 997 878                |
| Property, plant and equipment                           | 3   | 10 086 691        | 10 682 147        | 10 678 401        | 9 973 250            | 11 109 786        | 11 109 786         | 10 558 114        | 11 517 411                                          | 11 702 036             | 11 918 353             |
| Biological assets                                       |     |                   |                   |                   |                      |                   |                    |                   |                                                     |                        |                        |
| Living and non-living resources                         |     |                   |                   |                   |                      |                   |                    |                   |                                                     |                        |                        |
| Heritage assets                                         |     | 57                | 57                | 57                | 57                   | 57                | 57                 | 57                | 57                                                  | 57                     | 57                     |
| Intangible assets                                       |     | 20 095            | 17 968            | 16 789            | 21 468               | 22 913            | 22 913             | 15 813            | 23 254                                              | 17 087                 | 16 087                 |
| Trade and other receivables from exchange transactions  |     | -                 | -                 | -                 | -                    | -                 | -                  | -                 | -                                                   | -                      | -                      |
| Non-current receivables from non-exchange transactions  |     |                   |                   |                   |                      |                   |                    |                   |                                                     |                        |                        |
| Other non-current assets                                |     |                   |                   |                   |                      |                   |                    |                   |                                                     |                        |                        |
| <b>Total non current assets</b>                         |     | <b>11 080 184</b> | <b>11 707 139</b> | <b>11 693 139</b> | <b>11 001 742</b>    | <b>12 130 649</b> | <b>12 130 649</b>  | <b>11 571 876</b> | <b>12 538 614</b>                                   | <b>12 717 072</b>      | <b>12 932 389</b>      |
| <b>TOTAL ASSETS</b>                                     |     | <b>12 360 317</b> | <b>13 536 701</b> | <b>13 867 628</b> | <b>12 795 389</b>    | <b>18 880 543</b> | <b>18 880 543</b>  | <b>15 561 265</b> | <b>12 602 355</b>                                   | <b>13 117 659</b>      | <b>13 702 523</b>      |
| <b>LIABILITIES</b>                                      |     |                   |                   |                   |                      |                   |                    |                   |                                                     |                        |                        |
| <b>Current liabilities</b>                              |     |                   |                   |                   |                      |                   |                    |                   |                                                     |                        |                        |
| Bank overdraft                                          |     |                   |                   |                   |                      |                   |                    |                   |                                                     |                        |                        |
| Financial liabilities                                   |     | 2 062             | 0                 | 0                 | -                    | -                 | -                  | 0                 | -                                                   | -                      | -                      |
| Consumer deposits                                       |     | 53 184            | 56 914            | 60 495            | 63 141               | 60 495            | 60 495             | 63 164            | 62 396                                              | 62 396                 | 62 396                 |
| Trade and other payables from exchange transactions     | 4   | 4 503 088         | 5 978 363         | 7 427 214         | 4 042 136            | 6 994 559         | 6 994 559          | 3 942 511         | 3 941 351                                           | 3 956 792              | 11 056 296             |
| Trade and other payables from non-exchange transactions | 5   | 118 101           | 58 584            | 17 958            | 154 153              | 1 014             | 1 014              | 126 669           | -                                                   | -                      | -                      |
| Provision                                               |     | 83 901            | 104 240           | 152 552           | 104 240              | 152 552           | 152 552            | 152 552           | 152 552                                             | 152 552                | 152 552                |
| VAT                                                     |     | 135 766           | 208 503           | 190 364           | 1 577 348            | 259 879           | 259 879            | 326 880           | 355 215                                             | 355 215                | 355 215                |
| Other current liabilities                               |     | -                 | -                 | -                 | -                    | -                 | -                  | -                 | -                                                   | -                      | -                      |
| <b>Total current liabilities</b>                        |     | <b>4 896 102</b>  | <b>6 406 604</b>  | <b>7 848 583</b>  | <b>5 941 018</b>     | <b>7 468 500</b>  | <b>7 468 500</b>   | <b>4 611 777</b>  | <b>4 511 514</b>                                    | <b>4 526 955</b>       | <b>11 626 459</b>      |
| <b>Non current liabilities</b>                          |     |                   |                   |                   |                      |                   |                    |                   |                                                     |                        |                        |
| Financial liabilities                                   | 6   | (0)               | (0)               | (0)               | -                    | -                 | -                  | (0)               | -                                                   | -                      | -                      |
| Provision                                               | 7   | 344 382           | 395 234           | 346 980           | 231 880              | 346 980           | 346 980            | 346 980           | 346 980                                             | 346 980                | 346 980                |
| Long term portion of trade payables                     |     |                   |                   |                   |                      |                   |                    |                   |                                                     |                        |                        |
| Other non-current liabilities                           |     |                   |                   |                   |                      |                   |                    |                   |                                                     |                        |                        |
| <b>Total non current liabilities</b>                    |     | <b>344 382</b>    | <b>395 234</b>    | <b>346 980</b>    | <b>231 880</b>       | <b>346 980</b>    | <b>346 980</b>     | <b>346 980</b>    | <b>346 980</b>                                      | <b>346 980</b>         | <b>346 980</b>         |
| <b>TOTAL LIABILITIES</b>                                |     | <b>5 240 484</b>  | <b>6 801 838</b>  | <b>8 195 563</b>  | <b>6 172 898</b>     | <b>7 815 479</b>  | <b>7 815 479</b>   | <b>4 958 757</b>  | <b>4 858 494</b>                                    | <b>4 873 935</b>       | <b>11 973 439</b>      |
| <b>NET ASSETS</b>                                       |     | <b>7 119 834</b>  | <b>6 734 863</b>  | <b>5 672 065</b>  | <b>6 622 491</b>     | <b>11 065 064</b> | <b>11 065 064</b>  | <b>10 602 508</b> | <b>7 743 862</b>                                    | <b>8 243 724</b>       | <b>1 729 084</b>       |
| <b>COMMUNITY WEALTH/EQUITY</b>                          |     |                   |                   |                   |                      |                   |                    |                   |                                                     |                        |                        |
| Accumulated surplus/(deficit)                           | 8   | 8 267 197         | 8 472 952         | 6 828 008         | 6 673 878            | 11 188 589        | 11 188 589         | 7 464 564         | 8 187 268                                           | 8 671 164              | 9 040 407              |
| Reserves and funds                                      | 9   | -                 | -                 | -                 | -                    | -                 | -                  | -                 | -                                                   | -                      | -                      |
| Other                                                   |     |                   |                   |                   |                      |                   |                    |                   |                                                     |                        |                        |
| <b>TOTAL COMMUNITY WEALTH/EQUITY</b>                    | 10  | <b>8 267 197</b>  | <b>8 472 952</b>  | <b>6 828 008</b>  | <b>6 673 878</b>     | <b>11 188 589</b> | <b>11 188 589</b>  | <b>7 464 564</b>  | <b>8 187 268</b>                                    | <b>8 671 164</b>       | <b>9 040 407</b>       |

**References**

1. Detail breakdown in Table SA3 for Trade receivables from Exchange and Non-exchange transactions
2. Include completed low cost housing to be transferred to beneficiaries within 12 months detail provided in Table SA3
3. Include 'Construction-work-in-progress' (disclosed separately in annual financial statements) detail in SA3
4. Detail breakdown in Table SA3.
5. Detail breakdown in Table SA3.

GT421 Emfuleni - Table A7 Budgeted Cash Flows

| Description                                      | Ref | 2019/20         | 2020/21            | 2021/22            | Current Year 2022/23 |                  |                    |                   | 2023/24 Medium Term Revenue & Expenditure Framework |                        |                        |
|--------------------------------------------------|-----|-----------------|--------------------|--------------------|----------------------|------------------|--------------------|-------------------|-----------------------------------------------------|------------------------|------------------------|
|                                                  |     | Audited Outcome | Audited Outcome    | Audited Outcome    | Original Budget      | Adjusted Budget  | Full Year Forecast | Pre-audit outcome | Budget Year 2023/24                                 | Budget Year +1 2024/25 | Budget Year +2 2025/26 |
| <b>CASH FLOW FROM OPERATING ACTIVITIES</b>       |     |                 |                    |                    |                      |                  |                    |                   |                                                     |                        |                        |
| <b>Receipts</b>                                  |     |                 |                    |                    |                      |                  |                    |                   |                                                     |                        |                        |
| Property rates                                   |     | –               | 550 302            | 682 600            | 824 007              | 971 101          | 971 101            | 586 116           | 991 600                                             | 1 031 404              | –                      |
| Service charges                                  |     | –               | 2 938 320          | 4 057 634          | 4 195 588            | 3 967 962        | 3 967 962          | 2 380 999         | 4 324 752                                           | 4 758 206              | –                      |
| Other revenue                                    |     | –               | 31 634             | 561 795            | 151 323              | 195 098          | 195 098            | 493 469           | (203 552)                                           | (246 965)              | –                      |
| Transfers and Subsidies - Operational            | 1   | –               | 21 045             | 176                | 1 000 340            | 1 001 403        | 1 001 403          | 992 578           | 1 101 169                                           | 1 200 451              | –                      |
| Transfers and Subsidies - Capital                | 1   | –               | 90 736             | 19 321             | 240 364              | 232 514          | 232 514            | 170 405           | 211 620                                             | 232 212                | –                      |
| Interest                                         |     | –               | 5 793              | 3 734              | 84                   | 107              | 107                | 1 303             | –                                                   | –                      | –                      |
| Dividends                                        |     | –               | –                  | –                  | –                    | –                | –                  | –                 | –                                                   | –                      | –                      |
| <b>Payments</b>                                  |     |                 |                    |                    |                      |                  |                    |                   |                                                     |                        |                        |
| Suppliers and employees                          |     | –               | (2 589 698)        | (6 442 529)        | (5 188 719)          | (5 818 707)      | (5 818 707)        | (4 712 901)       | (5 549 970)                                         | (5 978 984)            | –                      |
| Interest                                         |     | –               | (81)               | –                  | –                    | –                | –                  | –                 | –                                                   | –                      | –                      |
| Transfers and Subsidies                          | 1   | –               | (1 354)            | (2 450)            | (1 500)              | (1 500)          | (1 500)            | (415)             | –                                                   | –                      | –                      |
| <b>NET CASH FROM/(USED) OPERATING ACTIVITIES</b> |     | –               | <b>1 046 698</b>   | <b>(1 119 719)</b> | <b>1 221 488</b>     | <b>547 979</b>   | <b>547 979</b>     | <b>(88 447)</b>   | <b>875 619</b>                                      | <b>996 323</b>         | <b>–</b>               |
| <b>CASH FLOWS FROM INVESTING ACTIVITIES</b>      |     |                 |                    |                    |                      |                  |                    |                   |                                                     |                        |                        |
| <b>Receipts</b>                                  |     |                 |                    |                    |                      |                  |                    |                   |                                                     |                        |                        |
| Proceeds on disposal of PPE                      |     | –               | –                  | –                  | –                    | –                | –                  | –                 | –                                                   | –                      | –                      |
| Decrease (increase) in non-current receivables   |     | –               | –                  | –                  | –                    | –                | –                  | –                 | –                                                   | –                      | –                      |
| Decrease (increase) in non-current investments   |     | 16              | 1                  | (2)                | 2                    | (2)              | (2)                | –                 | –                                                   | –                      | –                      |
| <b>Payments</b>                                  |     |                 |                    |                    |                      |                  |                    |                   |                                                     |                        |                        |
| Capital assets                                   |     | –               | (1 312 110)        | (548 642)          | (422 019)            | (436 186)        | (436 186)          | (154 360)         | (537 743)                                           | (598 686)              | –                      |
| <b>NET CASH FROM/(USED) INVESTING ACTIVITIES</b> |     | <b>16</b>       | <b>(1 312 110)</b> | <b>(548 644)</b>   | <b>(422 016)</b>     | <b>(436 188)</b> | <b>(436 188)</b>   | <b>(154 360)</b>  | <b>(537 743)</b>                                    | <b>(598 686)</b>       | <b>–</b>               |
| <b>CASH FLOWS FROM FINANCING ACTIVITIES</b>      |     |                 |                    |                    |                      |                  |                    |                   |                                                     |                        |                        |
| <b>Receipts</b>                                  |     |                 |                    |                    |                      |                  |                    |                   |                                                     |                        |                        |
| Short term loans                                 |     | –               | –                  | –                  | –                    | –                | –                  | –                 | –                                                   | –                      | –                      |
| Borrowing long term/refinancing                  |     | –               | –                  | –                  | –                    | –                | –                  | –                 | –                                                   | –                      | –                      |
| Increase (decrease) in consumer deposits         |     | –               | –                  | –                  | –                    | –                | –                  | –                 | –                                                   | –                      | –                      |
| <b>Payments</b>                                  |     |                 |                    |                    |                      |                  |                    |                   |                                                     |                        |                        |
| Repayment of borrowing                           |     | –               | –                  | –                  | –                    | –                | –                  | –                 | –                                                   | –                      | –                      |
| <b>NET CASH FROM/(USED) FINANCING ACTIVITIES</b> |     | <b>–</b>        | <b>–</b>           | <b>–</b>           | <b>–</b>             | <b>–</b>         | <b>–</b>           | <b>–</b>          | <b>–</b>                                            | <b>–</b>               | <b>–</b>               |
| <b>NET INCREASE/ (DECREASE) IN CASH HELD</b>     |     | <b>16</b>       | <b>(265 412)</b>   | <b>(1 668 363)</b> | <b>799 472</b>       | <b>111 791</b>   | <b>111 791</b>     | <b>(242 807)</b>  | <b>337 877</b>                                      | <b>397 637</b>         | <b>–</b>               |
| Cash/cash equivalents at the year begin:         | 2   | <b>217 508</b>  | <b>240 338</b>     | <b>269 479</b>     | <b>269 479</b>       | <b>129 403</b>   | <b>129 403</b>     | <b>–</b>          | <b>2 907</b>                                        | <b>340 784</b>         | <b>738 421</b>         |
| Cash/cash equivalents at the year end:           | 2   | <b>217 524</b>  | <b>(25 074)</b>    | <b>(1 398 884)</b> | <b>1 068 951</b>     | <b>241 194</b>   | <b>241 194</b>     | <b>(242 807)</b>  | <b>340 784</b>                                      | <b>738 421</b>         | <b>738 421</b>         |

References

1. Local/District municipalities to include transfers from/to District/Local Municipalities
2. Cash equivalents includes investments with maturities of 3 months or less
3. The MTREF is populated directly from SA30.

|                                       |    |             |             |             |             |             |             |             |             |   |
|---------------------------------------|----|-------------|-------------|-------------|-------------|-------------|-------------|-------------|-------------|---|
| Total receipts                        | –  | 3 637 830   | 5 325 260   | 6 411 706   | 6 368 186   | 6 368 186   | 4 624 870   | 6 425 589   | 6 975 307   | – |
| Total payments                        | –  | (3 903 243) | (6 993 621) | (5 612 237) | (6 256 393) | (6 256 393) | (4 867 677) | (6 087 713) | (6 577 670) | – |
| Borrowings & investments & c.deposits | 16 | 1           | (2)         | 2           | (2)         | (2)         | –           | –           | –           | – |
| Repayment of borrowing                | –  | –           | –           | –           | –           | –           | –           | –           | –           | – |
|                                       | 16 | (265 412)   | (1 668 363) | 799 472     | 111 791     | 111 791     | (242 807)   | 337 877     | 397 637     | – |
|                                       | –  | –           | –           | –           | –           | –           | (0)         | –           | –           | – |

**GT421 Emfuleni - Table A8 Cash backed reserves/accumulated surplus reconciliation**

| Description                                       | Ref | 2019/20            | 2020/21            | 2021/22            | Current Year 2022/23 |                    |                    |                    | 2023/24 Medium Term Revenue & Expenditure Framework |                        |                        |
|---------------------------------------------------|-----|--------------------|--------------------|--------------------|----------------------|--------------------|--------------------|--------------------|-----------------------------------------------------|------------------------|------------------------|
|                                                   |     | Audited Outcome    | Audited Outcome    | Audited Outcome    | Original Budget      | Adjusted Budget    | Full Year Forecast | Pre-audit outcome  | Budget Year 2023/24                                 | Budget Year +1 2024/25 | Budget Year +2 2025/26 |
| <b>Cash and investments available</b>             |     |                    |                    |                    |                      |                    |                    |                    |                                                     |                        |                        |
| Cash/cash equivalents at the year end             | 1   | 217 524            | (25 074)           | (1 398 884)        | 1 068 951            | 241 194            | 241 194            | (242 807)          | 340 784                                             | 738 421                | 738 421                |
| Other current investments > 90 days               |     | 22 813             | 294 554            | 1 528 287          | (412 121)            | 106 798            | 106 798            | 637 474            | (289 710)                                           | (696 661)              | (696 661)              |
| Non current Investments                           | 1   | 21                 | 16                 | 14                 | 17                   | 14                 | 14                 | 14                 | 14                                                  | 14                     | 14                     |
| <b>Cash and investments available:</b>            |     | <b>240 359</b>     | <b>269 495</b>     | <b>129 418</b>     | <b>656 847</b>       | <b>348 006</b>     | <b>348 006</b>     | <b>394 681</b>     | <b>51 088</b>                                       | <b>41 775</b>          | <b>41 775</b>          |
| <b>Application of cash and investments</b>        |     |                    |                    |                    |                      |                    |                    |                    |                                                     |                        |                        |
| Unspent conditional transfers                     |     | 118 101            | 58 584             | 17 958             | 154 153              | 1 014              | 1 014              | 126 669            | -                                                   | -                      | -                      |
| Unspent borrowing                                 |     |                    |                    |                    |                      |                    |                    |                    |                                                     |                        |                        |
| Statutory requirements                            | 2   |                    |                    |                    |                      |                    |                    |                    |                                                     |                        |                        |
| Other working capital requirements                | 3   | 4 503 088          | 5 809 497          | 7 120 514          | 3 643 548            | 4 912 744          | 4 912 744          | 7 517 853          | 3 997 910                                           | 3 954 006              | 11 056 296             |
| Other provisions                                  |     |                    |                    |                    |                      |                    |                    |                    |                                                     |                        |                        |
| Long term investments committed                   | 4   | -                  | -                  | -                  | -                    | -                  | -                  | -                  | -                                                   | -                      | -                      |
| Reserves to be backed by cash/investments         | 5   |                    |                    |                    |                      |                    |                    |                    |                                                     |                        |                        |
| <b>Total Application of cash and investments:</b> |     | <b>4 621 189</b>   | <b>5 868 081</b>   | <b>7 138 472</b>   | <b>3 797 701</b>     | <b>4 913 758</b>   | <b>4 913 758</b>   | <b>7 644 522</b>   | <b>3 997 910</b>                                    | <b>3 954 006</b>       | <b>11 056 296</b>      |
| <b>Surplus(shortfall)</b>                         |     | <b>(4 380 830)</b> | <b>(5 598 586)</b> | <b>(7 009 054)</b> | <b>(3 140 854)</b>   | <b>(4 565 752)</b> | <b>(4 565 752)</b> | <b>(7 249 841)</b> | <b>(3 946 822)</b>                                  | <b>(3 912 231)</b>     | <b>(11 014 522)</b>    |

References

1. Must reconcile with Budgeted Cash Flows
2. For example: VAT, taxation
3. Council approval for policy required - include sufficient working capital (e.g. allowing for a % of current debtors > 90 days as uncollectable)
4. For example: sinking fund requirements for borrowing
5. Council approval required for each reserve created and basis of cash backing of reserves - Total Reserves to be backed by cash/investments excl Valuation reserve

Other working capital requirements

|               |                    |                    |                    |                    |                    |                    |                    |                    |                    |                     |
|---------------|--------------------|--------------------|--------------------|--------------------|--------------------|--------------------|--------------------|--------------------|--------------------|---------------------|
| Debtors       | -                  | 168 866            | 306 700            | 398 588            | 2 081 815          | 2 081 815          | 694 816            | (56 559)           | 2 786              | -                   |
| Creditors due | 4 503 088          | 5 978 363          | 7 427 214          | 4 042 136          | 6 994 559          | 6 994 559          | 8 212 669          | 3 941 351          | 3 956 792          | 11 056 296          |
| <b>Total</b>  | <b>(4 503 088)</b> | <b>(5 809 497)</b> | <b>(7 120 514)</b> | <b>(3 643 548)</b> | <b>(4 912 744)</b> | <b>(4 912 744)</b> | <b>(7 517 853)</b> | <b>(3 997 910)</b> | <b>(3 954 006)</b> | <b>(11 056 296)</b> |

Debtors collection assumptions

|                                     |         |         |         |         |           |           |           |           |       |         |
|-------------------------------------|---------|---------|---------|---------|-----------|-----------|-----------|-----------|-------|---------|
| Balance outstanding - debtors       | 272 470 | 502 019 | 634 831 | 884 299 | 4 931 053 | 4 931 053 | 1 935 751 | (147 225) | 7 149 | 181 894 |
| Estimate of debtors collection rate | 0.0%    | 33.6%   | 48.3%   | 45.1%   | 42.2%     | 42.2%     | 35.9%     | 38.4%     | 39.0% | 0.0%    |

Long term investments committed

|                                                            |          |          |          |          |          |          |          |          |          |          |
|------------------------------------------------------------|----------|----------|----------|----------|----------|----------|----------|----------|----------|----------|
| <b>Balance (Insert description; eg sinking fund)</b>       | -        | -        | -        | -        | -        | -        | -        | -        | -        | -        |
| <b>Reserves to be backed by cash/investments</b>           |          |          |          |          |          |          |          |          |          |          |
| Housing Development Fund                                   | -        | -        | -        | -        | -        | -        | -        | -        | -        | -        |
| Capital replacement                                        | -        | -        | -        | -        | -        | -        | -        | -        | -        | -        |
| Self-insurance                                             | -        | -        | -        | -        | -        | -        | -        | -        | -        | -        |
| <b>Compensation for Occupational Injuries and Diseases</b> |          |          |          |          |          |          |          |          |          |          |
| Employee Benefit reserve                                   |          |          |          |          |          |          |          |          |          |          |
| Non-current Provisions reserve                             |          |          |          |          |          |          |          |          |          |          |
| Valuation roll reserve                                     |          |          |          |          |          |          |          |          |          |          |
| Investment in associate account                            |          |          |          |          |          |          |          |          |          |          |
| Capitalisation                                             |          |          |          |          |          |          |          |          |          |          |
| <b>6</b>                                                   | <b>-</b> | <b>-</b> | <b>-</b> | <b>-</b> | <b>-</b> | <b>-</b> | <b>-</b> | <b>-</b> | <b>-</b> | <b>-</b> |

Note:

6. Above reserves do not include Revaluation reserve. Revaluation reserve not required to be cash backed



|                                                     |   |         |           |         |         |         |         |         |         |         |
|-----------------------------------------------------|---|---------|-----------|---------|---------|---------|---------|---------|---------|---------|
| <b>Total Upgrading of Existing Assets</b>           | 6 | -       | 880 474   | 42 659  | 109 526 | 75 236  | 75 236  | 144 008 | 100 323 | 40 000  |
| <i>Roads Infrastructure</i>                         |   | -       | -         | -       | 10 000  | -       | -       | 15 000  | 10 000  | 5 000   |
| <i>Storm water Infrastructure</i>                   |   | -       | -         | -       | -       | -       | -       | -       | -       | -       |
| <i>Electrical Infrastructure</i>                    |   | -       | 18 630    | 42 132  | 48 000  | 35 000  | 35 000  | 85 000  | 66 500  | 35 000  |
| <i>Water Supply Infrastructure</i>                  |   | -       | -         | -       | -       | -       | -       | -       | -       | -       |
| <i>Sanitation Infrastructure</i>                    |   | -       | 2 706     | 527     | 41 526  | 35 236  | 35 236  | 30 977  | 15 823  | -       |
| <i>Solid Waste Infrastructure</i>                   |   | -       | -         | -       | -       | -       | -       | -       | -       | -       |
| <i>Rail Infrastructure</i>                          |   | -       | -         | -       | -       | -       | -       | -       | -       | -       |
| <i>Coastal Infrastructure</i>                       |   | -       | -         | -       | -       | -       | -       | -       | -       | -       |
| <i>Information and Communication Infrastructure</i> |   | -       | -         | -       | -       | -       | -       | -       | -       | -       |
| <b>Infrastructure</b>                               |   | -       | 21 335    | 42 659  | 99 526  | 70 236  | 70 236  | 130 977 | 92 323  | 40 000  |
| Community Facilities                                |   | -       | 13 500    | -       | 10 000  | 5 000   | 5 000   | 13 031  | 8 000   | -       |
| Sport and Recreation Facilities                     |   | -       | -         | -       | -       | -       | -       | -       | -       | -       |
| <b>Community Assets</b>                             |   | -       | 13 500    | -       | 10 000  | 5 000   | 5 000   | 13 031  | 8 000   | -       |
| <b>Heritage Assets</b>                              |   | -       | -         | -       | -       | -       | -       | -       | -       | -       |
| Revenue Generating                                  |   | -       | -         | -       | -       | -       | -       | -       | -       | -       |
| Non-revenue Generating                              |   | -       | -         | -       | -       | -       | -       | -       | -       | -       |
| <b>Investment properties</b>                        |   | -       | -         | -       | -       | -       | -       | -       | -       | -       |
| Operational Buildings                               |   | -       | -         | -       | -       | -       | -       | -       | -       | -       |
| Housing                                             |   | -       | 845 639   | -       | -       | -       | -       | -       | -       | -       |
| <b>Other Assets</b>                                 |   | -       | 845 639   | -       | -       | -       | -       | -       | -       | -       |
| <b>Biological or Cultivated Assets</b>              |   | -       | -         | -       | -       | -       | -       | -       | -       | -       |
| Servitudes                                          |   | -       | -         | -       | -       | -       | -       | -       | -       | -       |
| Licences and Rights                                 |   | -       | -         | -       | -       | -       | -       | -       | -       | -       |
| <b>Intangible Assets</b>                            |   | -       | -         | -       | -       | -       | -       | -       | -       | -       |
| <b>Computer Equipment</b>                           |   | -       | -         | -       | -       | -       | -       | -       | -       | -       |
| <b>Furniture and Office Equipment</b>               |   | -       | -         | -       | -       | -       | -       | -       | -       | -       |
| <b>Machinery and Equipment</b>                      |   | -       | -         | -       | -       | -       | -       | -       | -       | -       |
| <b>Transport Assets</b>                             |   | -       | -         | -       | -       | -       | -       | -       | -       | -       |
| <b>Land</b>                                         |   | -       | -         | -       | -       | -       | -       | -       | -       | -       |
| <b>Zoo's, Marine and Non-biological Animals</b>     |   | -       | -         | -       | -       | -       | -       | -       | -       | -       |
| <i>Mature</i>                                       |   | -       | -         | -       | -       | -       | -       | -       | -       | -       |
| <i>Immature</i>                                     |   | -       | -         | -       | -       | -       | -       | -       | -       | -       |
| <b>Living Resources</b>                             |   | -       | -         | -       | -       | -       | -       | -       | -       | -       |
| <b>Total Capital Expenditure</b>                    | 4 | 173 230 | 1 316 687 | 548 642 | 425 019 | 437 510 | 437 510 | 539 910 | 599 686 | 546 753 |
| <i>Roads Infrastructure</i>                         |   | 57 039  | 40 453    | 273 851 | 51 142  | 96 907  | 96 907  | 28 078  | 42 632  | 18 299  |
| <i>Storm water Infrastructure</i>                   |   | 1 311   | 1 574     | -       | -       | -       | -       | -       | -       | -       |
| <i>Electrical Infrastructure</i>                    |   | 41 688  | 60 376    | 140 139 | 166 466 | 140 974 | 140 974 | 228 790 | 325 750 | 256 250 |
| <i>Water Supply Infrastructure</i>                  |   | 6 319   | 14 160    | 16 770  | 35 568  | 25 568  | 25 568  | 95 808  | 111 594 | 195 432 |
| <i>Sanitation Infrastructure</i>                    |   | 6 915   | 315 776   | 55 084  | 93 328  | 95 482  | 95 482  | 94 257  | 48 572  | 5 000   |
| <i>Solid Waste Infrastructure</i>                   |   | 332     | 100       | -       | 55      | 55      | 55      | 10 443  | 20 000  | 13 000  |
| <i>Rail Infrastructure</i>                          |   | -       | -         | -       | -       | -       | -       | -       | -       | -       |
| <i>Coastal Infrastructure</i>                       |   | -       | -         | -       | -       | -       | -       | -       | -       | -       |
| <i>Information and Communication Infrastructure</i> |   | -       | -         | -       | -       | -       | -       | 1 950   | -       | -       |
| <b>Infrastructure</b>                               |   | 113 604 | 432 439   | 485 843 | 346 558 | 358 985 | 358 985 | 459 326 | 548 549 | 487 981 |
| Community Facilities                                |   | 15 824  | 17 547    | 2 155   | 10 000  | 7 150   | 7 150   | 25 427  | 33 000  | 35 000  |
| Sport and Recreation Facilities                     |   | -       | -         | 6 172   | 6 695   | 6 895   | 6 895   | 2 600   | 6 148   | 770     |
| <b>Community Assets</b>                             |   | 15 824  | 17 547    | 8 327   | 16 695  | 14 045  | 14 045  | 28 027  | 39 148  | 35 770  |
| <b>Heritage Assets</b>                              |   | -       | -         | -       | -       | -       | -       | -       | -       | -       |
| Revenue Generating                                  |   | -       | -         | -       | -       | -       | -       | -       | -       | -       |
| Non-revenue Generating                              |   | -       | -         | -       | -       | -       | -       | -       | -       | -       |
| <b>Investment properties</b>                        |   | -       | -         | -       | -       | -       | -       | -       | -       | -       |
| Operational Buildings                               |   | -       | 198       | 261     | -       | -       | -       | 9 000   | 2 000   | 2 000   |
| Housing                                             |   | -       | 845 639   | -       | -       | -       | -       | -       | -       | -       |
| <b>Other Assets</b>                                 |   | -       | 845 837   | 261     | -       | -       | -       | 9 000   | 2 000   | 2 000   |
| <b>Biological or Cultivated Assets</b>              |   | -       | -         | -       | -       | -       | -       | -       | -       | -       |
| Servitudes                                          |   | -       | -         | -       | -       | -       | -       | -       | -       | -       |
| Licences and Rights                                 |   | 709     | -         | 287     | 3 500   | 6 124   | 6 124   | 7 167   | 1 000   | -       |
| <b>Intangible Assets</b>                            |   | 709     | -         | 287     | 3 500   | 6 124   | 6 124   | 7 167   | 1 000   | -       |
| <b>Computer Equipment</b>                           |   | 3 090   | 344       | 2 231   | 3 255   | 3 345   | 3 345   | 6 230   | -       | -       |
| <b>Furniture and Office Equipment</b>               |   | 1 811   | 836       | 350     | 2 000   | 2 000   | 2 000   | 2 000   | -       | -       |
| <b>Machinery and Equipment</b>                      |   | 159     | 4 024     | 542     | 1 400   | 1 400   | 1 400   | 8 160   | 8 990   | 21 002  |
| <b>Transport Assets</b>                             |   | 28 943  | 15 658    | 50 800  | 51 610  | 51 610  | 51 610  | 20 000  | -       | -       |
| <b>Land</b>                                         |   | 9 090   | -         | -       | -       | -       | -       | -       | -       | -       |
| <b>Zoo's, Marine and Non-biological Animals</b>     |   | -       | -         | -       | -       | -       | -       | -       | -       | -       |
| <i>Mature</i>                                       |   | -       | -         | -       | -       | -       | -       | -       | -       | -       |
| <i>Immature</i>                                     |   | -       | -         | -       | -       | -       | -       | -       | -       | -       |
| <b>Living Resources</b>                             |   | -       | -         | -       | -       | -       | -       | -       | -       | -       |
| <b>TOTAL CAPITAL EXPENDITURE - Asset class</b>      |   | 173 230 | 1 316 687 | 548 642 | 425 019 | 437 510 | 437 510 | 539 910 | 599 686 | 546 753 |

|                                                                     |   |                   |                   |                   |                   |                   |                   |                   |                   |                   |
|---------------------------------------------------------------------|---|-------------------|-------------------|-------------------|-------------------|-------------------|-------------------|-------------------|-------------------|-------------------|
| <b>ASSET REGISTER SUMMARY - PPE (WDV)</b>                           | 5 | 10 938 414        | 11 616 932        | 11 531 174        | 10 691 789        | 11 822 983        | 11 822 983        | 11 700 776        | 11 756 419        | 11 684 553        |
| <i>Roads Infrastructure</i>                                         |   | 4 164 582         | 4 161 175         | 4 330 841         | 4 171 175         | 4 372 941         | 4 372 941         | 4 287 922         | 4 293 105         | 4 288 105         |
| <i>Storm water Infrastructure</i>                                   |   | 817 328           | 821 398           | 828 584           | 821 077           | 828 584           | 828 584           | 830 108           | 830 108           | 830 108           |
| <i>Electrical Infrastructure</i>                                    |   | 1 607 719         | 1 558 458         | 1 545 894         | 1 233 159         | 1 686 868         | 1 686 868         | 1 723 399         | 1 815 359         | 1 755 859         |
| <i>Water Supply Infrastructure</i>                                  |   | 754 165           | 752 020           | 563 993           | 747 099           | 583 760           | 583 760           | 586 283           | 586 283           | 586 283           |
| <i>Sanitation Infrastructure</i>                                    |   | 910 240           | 1 045 987         | 994 122           | 1 045 987         | 1 004 565         | 1 004 565         | 984 554           | 984 554           | 984 554           |
| <i>Solid Waste Infrastructure</i>                                   |   | 77 810            | 70 868            | 61 726            | (8 518)           | 61 726            | 61 726            | 59 817            | 59 817            | 59 817            |
| <i>Rail Infrastructure</i>                                          |   |                   |                   |                   |                   |                   |                   |                   |                   |                   |
| <i>Coastal Infrastructure</i>                                       |   |                   |                   |                   |                   |                   |                   |                   |                   |                   |
| <i>Information and Communication Infrastructure</i>                 |   | 752               | 752               | 60                | (6 219)           | 60                | 60                | 2 010             | 60                | 60                |
| <b>Infrastructure</b>                                               |   | <b>8 332 597</b>  | <b>8 410 659</b>  | <b>8 325 219</b>  | <b>8 003 760</b>  | <b>8 538 504</b>  | <b>8 538 504</b>  | <b>8 474 093</b>  | <b>8 569 285</b>  | <b>8 504 785</b>  |
| <b>Community Assets</b>                                             |   | 1 199 619         | 1 183 646         | 1 202 369         | 1 128 215         | 1 216 414         | 1 216 414         | 1 204 702         | 1 205 720         | 1 187 342         |
| <b>Heritage Assets</b>                                              |   | 57                | 57                | 57                | 57                | 57                | 57                | 57                | 57                | 57                |
| <b>Investment properties</b>                                        |   | 973 320           | 1 006 951         | 997 878           | 1 006 951         | 997 878           | 997 878           | 997 878           | 997 878           | 997 878           |
| <b>Other Assets</b>                                                 |   | 309 835           | 910 895           | 873 352           | 1 093 496         | 873 352           | 873 352           | 863 289           | 856 289           | 856 289           |
| <b>Biological or Cultivated Assets</b>                              |   |                   |                   |                   |                   |                   |                   |                   |                   |                   |
| <b>Intangible Assets</b>                                            |   | 20 095            | 17 968            | 16 789            | 21 468            | 22 913            | 22 913            | 23 254            | 17 087            | 16 087            |
| <b>Computer Equipment</b>                                           |   | 15 317            | 5 652             | 6 160             | 84 894            | 9 505             | 9 505             | 11 128            | 4 898             | 4 898             |
| <b>Furniture and Office Equipment</b>                               |   | 6 822             | 5 199             | 3 827             | (529 261)         | 5 827             | 5 827             | 4 951             | 2 951             | 2 951             |
| <b>Machinery and Equipment</b>                                      |   | 16 068            | 16 891            | 13 726            | (219 637)         | 15 126            | 15 126            | 20 128            | 20 957            | 32 969            |
| <b>Transport Assets</b>                                             |   | 55 594            | 49 925            | 83 633            | 101 233           | 135 243           | 135 243           | 93 132            | 73 132            | 73 132            |
| <b>Land</b>                                                         |   | 9 090             | 9 090             | 8 165             | 614               | 8 165             | 8 165             | 8 165             | 8 165             | 8 165             |
| <b>Zoo's, Marine and Non-biological Animals</b>                     |   |                   |                   |                   |                   |                   |                   |                   |                   |                   |
| <b>Living Resources</b>                                             |   |                   |                   |                   |                   |                   |                   |                   |                   |                   |
| <b>TOTAL ASSET REGISTER SUMMARY - PPE (WDV)</b>                     | 5 | <b>10 938 414</b> | <b>11 616 932</b> | <b>11 531 174</b> | <b>10 691 789</b> | <b>11 822 983</b> | <b>11 822 983</b> | <b>11 700 776</b> | <b>11 756 419</b> | <b>11 684 553</b> |
| <b>EXPENDITURE OTHER ITEMS</b>                                      |   | <b>534 509</b>    | <b>1 279 392</b>  | <b>1 135 651</b>  | <b>991 585</b>    | <b>1 008 989</b>  | <b>1 008 989</b>  | <b>974 092</b>    | <b>1 026 393</b>  | <b>1 067 293</b>  |
| <b>Depreciation</b>                                                 | 7 | 351 537           | 504 090           | 635 189           | 487 511           | 487 511           | 487 511           | 513 349           | 538 503           | 563 813           |
| <b>Repairs and Maintenance by Asset Class</b>                       | 3 | 182 973           | 775 302           | 500 462           | 504 074           | 521 478           | 521 478           | 460 742           | 487 890           | 503 480           |
| <i>Roads Infrastructure</i>                                         |   | 9 153             | 37 982            | 18 093            | 63 085            | 54 069            | 54 069            | 20 904            | 21 905            | 22 924            |
| <i>Storm water Infrastructure</i>                                   |   | -                 | 27 816            | 20 305            | 20 187            | 21 385            | 21 385            | 111               | 136               | 149               |
| <i>Electrical Infrastructure</i>                                    |   | 67 564            | 188 111           | 174 094           | 197 732           | 211 937           | 211 937           | 161 733           | 174 977           | 176 469           |
| <i>Water Supply Infrastructure</i>                                  |   | 32 011            | 56 462            | 93 209            | 56 799            | 73 707            | 73 707            | 145 044           | 152 197           | 159 552           |
| <i>Sanitation Infrastructure</i>                                    |   | 30 710            | 420 822           | 138 923           | 99 696            | 89 253            | 89 253            | 87 113            | 91 356            | 95 822            |
| <i>Solid Waste Infrastructure</i>                                   |   | 29 386            | 25 165            | 28 256            | 21 484            | 32 856            | 32 856            | 5 000             | 5 245             | 5 492             |
| <i>Rail Infrastructure</i>                                          |   | -                 | -                 | -                 | -                 | -                 | -                 | -                 | -                 | -                 |
| <i>Coastal Infrastructure</i>                                       |   | -                 | -                 | -                 | -                 | 260               | 260               | -                 | -                 | -                 |
| <i>Information and Communication Infrastructure</i>                 |   | -                 | -                 | -                 | -                 | -                 | -                 | -                 | -                 | -                 |
| <b>Infrastructure</b>                                               |   | <b>168 824</b>    | <b>756 359</b>    | <b>472 881</b>    | <b>458 984</b>    | <b>483 467</b>    | <b>483 467</b>    | <b>419 906</b>    | <b>445 817</b>    | <b>460 408</b>    |
| <b>Community Facilities</b>                                         |   | -                 | 7                 | 2 723             | 2 181             | 231               | 231               | 3 994             | 4 168             | 4 090             |
| <b>Sport and Recreation Facilities</b>                              |   | -                 | -                 | -                 | -                 | 150               | 150               | -                 | -                 | -                 |
| <b>Community Assets</b>                                             |   | -                 | 7                 | 2 723             | 2 181             | 381               | 381               | 3 994             | 4 168             | 4 090             |
| <b>Heritage Assets</b>                                              |   | -                 | -                 | -                 | -                 | -                 | -                 | -                 | -                 | -                 |
| <b>Revenue Generating</b>                                           |   | -                 | -                 | -                 | -                 | -                 | -                 | -                 | -                 | -                 |
| <b>Non-revenue Generating</b>                                       |   | -                 | -                 | -                 | -                 | -                 | -                 | -                 | -                 | -                 |
| <b>Investment properties</b>                                        |   | -                 | -                 | -                 | -                 | -                 | -                 | -                 | -                 | -                 |
| <b>Operational Buildings</b>                                        |   | 1 901             | 5 630             | 9 593             | 7 870             | 16 140            | 16 140            | 12 600            | 13 217            | 13 839            |
| <b>Housing</b>                                                      |   | -                 | -                 | -                 | -                 | -                 | -                 | -                 | -                 | -                 |
| <b>Other Assets</b>                                                 |   | 1 901             | 5 630             | 9 593             | 7 870             | 16 140            | 16 140            | 12 600            | 13 217            | 13 839            |
| <b>Biological or Cultivated Assets</b>                              |   | -                 | -                 | -                 | -                 | -                 | -                 | -                 | -                 | -                 |
| <b>Servitudes</b>                                                   |   | -                 | -                 | -                 | -                 | -                 | -                 | -                 | -                 | -                 |
| <b>Licences and Rights</b>                                          |   | -                 | -                 | -                 | -                 | -                 | -                 | -                 | -                 | -                 |
| <b>Intangible Assets</b>                                            |   | -                 | -                 | -                 | -                 | -                 | -                 | -                 | -                 | -                 |
| <b>Computer Equipment</b>                                           |   | 13                | -                 | 1 309             | 1 572             | 372               | 372               | -                 | -                 | -                 |
| <b>Furniture and Office Equipment</b>                               |   | 2 914             | 10 084            | 9 935             | 12 576            | 17 813            | 17 813            | 24 243            | 24 688            | 25 144            |
| <b>Machinery and Equipment</b>                                      |   | -                 | -                 | 1 134             | -                 | 1 003             | 1 003             | -                 | -                 | -                 |
| <b>Transport Assets</b>                                             |   | 9 320             | 3 223             | 2 887             | 20 890            | 2 301             | 2 301             | -                 | -                 | -                 |
| <b>Land</b>                                                         |   | -                 | -                 | -                 | -                 | -                 | -                 | -                 | -                 | -                 |
| <b>Zoo's, Marine and Non-biological Animals</b>                     |   | -                 | -                 | -                 | -                 | -                 | -                 | -                 | -                 | -                 |
| <b>Mature</b>                                                       |   | -                 | -                 | -                 | -                 | -                 | -                 | -                 | -                 | -                 |
| <b>Immature</b>                                                     |   | -                 | -                 | -                 | -                 | -                 | -                 | -                 | -                 | -                 |
| <b>Living Resources</b>                                             |   | -                 | -                 | -                 | -                 | -                 | -                 | -                 | -                 | -                 |
| <b>TOTAL EXPENDITURE OTHER ITEMS</b>                                |   | <b>534 509</b>    | <b>1 279 392</b>  | <b>1 135 651</b>  | <b>991 585</b>    | <b>1 008 989</b>  | <b>1 008 989</b>  | <b>974 092</b>    | <b>1 026 393</b>  | <b>1 067 293</b>  |
| <b>Renewal and upgrading of Existing Assets as % of total capex</b> |   | 33.4%             | 97.0%             | 77.7%             | 43.7%             | 36.7%             | 36.7%             | 47.7%             | 41.1%             | 27.4%             |
| <b>Renewal and upgrading of Existing Assets as % of deprecn</b>     |   | 16.4%             | 253.4%            | 67.1%             | 38.1%             | 32.9%             | 32.9%             | 50.2%             | 45.8%             | 26.6%             |
| <b>R&amp;M as a % of PPE</b>                                        |   | 1.8%              | 7.3%              | 4.7%              | 5.1%              | 4.7%              | 4.7%              | 4.4%              | 4.2%              | 4.3%              |
| <b>Renewal and upgrading and R&amp;M as a % of PPE</b>              |   | 2.0%              | 18.0%             | 8.0%              | 6.0%              | 6.0%              | 6.0%              | 6.0%              | 6.0%              | 6.0%              |

**References**

1. Detail of new assets provided in Table SA34a
2. Detail of renewal of existing assets provided in Table SA34b
3. Detail of Repairs and Maintenance by Asset Class provided in Table SA34c
4. Must reconcile to total capital expenditure on Budgeted Capital Expenditure
5. Must reconcile to 'Budgeted Financial Position' (written down value)
6. Detail of upgrading of existing assets provided in Table SA34e
7. Detail of depreciation provided in Table SA34d

GT421 Emfuleni - Table A10 Basic service delivery measurement

| Description                                                                                                 | Ref | 2019/20        | 2020/21          | 2021/22        | Current Year 2022/23 |                 |                    | 2023/24 Medium Term Revenue & Expenditure Framework |                        |                        |
|-------------------------------------------------------------------------------------------------------------|-----|----------------|------------------|----------------|----------------------|-----------------|--------------------|-----------------------------------------------------|------------------------|------------------------|
|                                                                                                             |     | Outcome        | Outcome          | Outcome        | Original Budget      | Adjusted Budget | Full Year Forecast | Budget Year 2023/24                                 | Budget Year +1 2024/25 | Budget Year +2 2025/26 |
| <b>Household service targets</b>                                                                            | 1   |                |                  |                |                      |                 |                    |                                                     |                        |                        |
| <b>Water:</b>                                                                                               |     |                |                  |                |                      |                 |                    |                                                     |                        |                        |
| Piped water inside dwelling                                                                                 |     | -              | -                | -              | -                    | -               | -                  | -                                                   | -                      | -                      |
| Piped water inside yard (but not in dwelling)                                                               |     | -              | -                | -              | -                    | -               | -                  | -                                                   | -                      | -                      |
| Using public tap (at least min.service level)                                                               | 2   | -              | -                | -              | -                    | -               | -                  | -                                                   | -                      | -                      |
| Other water supply (at least min.service level)                                                             | 4   | -              | -                | -              | -                    | -               | -                  | -                                                   | -                      | -                      |
| <i>Minimum Service Level and Above sub-total</i>                                                            |     | -              | -                | -              | -                    | -               | -                  | -                                                   | -                      | -                      |
| Using public tap (< min.service level)                                                                      | 3   | -              | -                | -              | -                    | -               | -                  | -                                                   | -                      | -                      |
| Other water supply (< min.service level)                                                                    | 4   | -              | -                | -              | -                    | -               | -                  | -                                                   | -                      | -                      |
| No water supply                                                                                             |     | -              | -                | -              | -                    | -               | -                  | -                                                   | -                      | -                      |
| <i>Below Minimum Service Level sub-total</i>                                                                |     | -              | -                | -              | -                    | -               | -                  | -                                                   | -                      | -                      |
| <b>Total number of households</b>                                                                           | 5   | -              | -                | -              | -                    | -               | -                  | -                                                   | -                      | -                      |
| <b>Sanitation/sewerage:</b>                                                                                 |     |                |                  |                |                      |                 |                    |                                                     |                        |                        |
| Flush toilet (connected to sewerage)                                                                        |     | -              | -                | -              | -                    | -               | -                  | -                                                   | -                      | -                      |
| Flush toilet (with septic tank)                                                                             |     | -              | -                | -              | -                    | -               | -                  | -                                                   | -                      | -                      |
| Chemical toilet                                                                                             |     | -              | -                | -              | -                    | -               | -                  | -                                                   | -                      | -                      |
| Pit toilet (ventilated)                                                                                     |     | -              | -                | -              | -                    | -               | -                  | -                                                   | -                      | -                      |
| Other toilet provisions (> min.service level)                                                               |     | -              | -                | -              | -                    | -               | -                  | -                                                   | -                      | -                      |
| <i>Minimum Service Level and Above sub-total</i>                                                            |     | -              | -                | -              | -                    | -               | -                  | -                                                   | -                      | -                      |
| Bucket toilet                                                                                               |     | -              | -                | -              | -                    | -               | -                  | -                                                   | -                      | -                      |
| Other toilet provisions (< min.service level)                                                               |     | -              | -                | -              | -                    | -               | -                  | -                                                   | -                      | -                      |
| No toilet provisions                                                                                        |     | -              | -                | -              | -                    | -               | -                  | -                                                   | -                      | -                      |
| <i>Below Minimum Service Level sub-total</i>                                                                |     | -              | -                | -              | -                    | -               | -                  | -                                                   | -                      | -                      |
| <b>Total number of households</b>                                                                           | 5   | -              | -                | -              | -                    | -               | -                  | -                                                   | -                      | -                      |
| <b>Energy:</b>                                                                                              |     |                |                  |                |                      |                 |                    |                                                     |                        |                        |
| Electricity (at least min.service level)                                                                    |     | -              | -                | -              | -                    | -               | -                  | -                                                   | -                      | -                      |
| Electricity - prepaid (min.service level)                                                                   |     | -              | -                | -              | -                    | -               | -                  | -                                                   | -                      | -                      |
| <i>Minimum Service Level and Above sub-total</i>                                                            |     | -              | -                | -              | -                    | -               | -                  | -                                                   | -                      | -                      |
| Electricity (< min.service level)                                                                           |     | -              | -                | -              | -                    | -               | -                  | -                                                   | -                      | -                      |
| Electricity - prepaid (< min. service level)                                                                |     | -              | -                | -              | -                    | -               | -                  | -                                                   | -                      | -                      |
| Other energy sources                                                                                        |     | -              | -                | -              | -                    | -               | -                  | -                                                   | -                      | -                      |
| <i>Below Minimum Service Level sub-total</i>                                                                |     | -              | -                | -              | -                    | -               | -                  | -                                                   | -                      | -                      |
| <b>Total number of households</b>                                                                           | 5   | -              | -                | -              | -                    | -               | -                  | -                                                   | -                      | -                      |
| <b>Refuse:</b>                                                                                              |     |                |                  |                |                      |                 |                    |                                                     |                        |                        |
| Removed at least once a week                                                                                |     | -              | -                | -              | -                    | -               | -                  | -                                                   | -                      | -                      |
| <i>Minimum Service Level and Above sub-total</i>                                                            |     | -              | -                | -              | -                    | -               | -                  | -                                                   | -                      | -                      |
| Removed less frequently than once a week                                                                    |     | -              | -                | -              | -                    | -               | -                  | -                                                   | -                      | -                      |
| Using communal refuse dump                                                                                  |     | -              | -                | -              | -                    | -               | -                  | -                                                   | -                      | -                      |
| Using own refuse dump                                                                                       |     | -              | -                | -              | -                    | -               | -                  | -                                                   | -                      | -                      |
| Other rubbish disposal                                                                                      |     | -              | -                | -              | -                    | -               | -                  | -                                                   | -                      | -                      |
| No rubbish disposal                                                                                         |     | -              | -                | -              | -                    | -               | -                  | -                                                   | -                      | -                      |
| <i>Below Minimum Service Level sub-total</i>                                                                |     | -              | -                | -              | -                    | -               | -                  | -                                                   | -                      | -                      |
| <b>Total number of households</b>                                                                           | 5   | -              | -                | -              | -                    | -               | -                  | -                                                   | -                      | -                      |
| <b>Households receiving Free Basic Service</b>                                                              | 7   |                |                  |                |                      |                 |                    |                                                     |                        |                        |
| Water (6 kilolitres per household per month)                                                                |     | -              | -                | -              | -                    | -               | -                  | -                                                   | -                      | -                      |
| Sanitation (free minimum level service)                                                                     |     | -              | -                | -              | -                    | -               | -                  | -                                                   | -                      | -                      |
| Electricity/other energy (50kwh per household per month)                                                    |     | -              | -                | -              | -                    | -               | -                  | -                                                   | -                      | -                      |
| Refuse (removed at least once a week)                                                                       |     | -              | -                | -              | -                    | -               | -                  | -                                                   | -                      | -                      |
| <i>Informal Settlements</i>                                                                                 |     | -              | -                | -              | -                    | -               | -                  | -                                                   | -                      | -                      |
| <b>Cost of Free Basic Services provided - Formal Settlements (R'000)</b>                                    |     |                |                  |                |                      |                 |                    |                                                     |                        |                        |
| Water (6 kilolitres per indigent household per month)                                                       |     | 186 605        | 11 029           | 104 809        | 104 632              | 107 550         | 107 550            | 117 444                                             | 128 249                | 140 048                |
| Sanitation (free sanitation service to indigent households)                                                 |     | 184 851        | 17 641           | 184 631        | 210 491              | 203 382         | 203 382            | 214 161                                             | 224 655                | 235 214                |
| Electricity/other energy (50kwh per indigent household per month)                                           |     | (160 888)      | (178 282)        | (207 896)      | (225 992)            | (216 005)       | (216 005)          | (251 970)                                           | (279 032)              | (309 000)              |
| Refuse (removed once a week for indigent households)                                                        |     | 86 949         | (13 900)         | 113 151        | 137 000              | 142 833         | 142 833            | 150 403                                             | 157 773                | 165 189                |
| <b>Cost of Free Basic Services provided - Informal Formal Settlements (R'000)</b>                           |     | -              | -                | -              | -                    | -               | -                  | -                                                   | -                      | -                      |
| <b>Total cost of FBS provided</b>                                                                           | 8   | <b>297 518</b> | <b>(163 512)</b> | <b>194 695</b> | <b>226 131</b>       | <b>237 760</b>  | <b>237 760</b>     | <b>230 039</b>                                      | <b>231 646</b>         | <b>231 451</b>         |
| <b>Highest level of free service provided per household</b>                                                 |     |                |                  |                |                      |                 |                    |                                                     |                        |                        |
| Property rates (R value threshold)                                                                          |     |                |                  |                |                      |                 |                    |                                                     |                        |                        |
| Water (kilolitres per household per month)                                                                  |     |                |                  |                |                      |                 |                    |                                                     |                        |                        |
| Sanitation (kilolitres per household per month)                                                             |     |                |                  |                |                      |                 |                    |                                                     |                        |                        |
| Sanitation (Rand per household per month)                                                                   |     |                |                  |                |                      |                 |                    |                                                     |                        |                        |
| Electricity (kwh per household per month)                                                                   |     |                |                  |                |                      |                 |                    |                                                     |                        |                        |
| Refuse (average litres per week)                                                                            |     |                |                  |                |                      |                 |                    |                                                     |                        |                        |
| <b>Revenue cost of subsidised services provided (R'000)</b>                                                 | 9   |                |                  |                |                      |                 |                    |                                                     |                        |                        |
| Property rates (tariff adjustment) ( impermissible values per section 17 of MPRA)                           |     |                |                  |                |                      |                 |                    |                                                     |                        |                        |
| Property rates exemptions, reductions and rebates and impermissible values in excess of section 17 of MPRA) |     | 492 528        | 511 496          | 517 674        | 517 568              | 612 941         | 612 941            | 645 427                                             | 677 053                | 708 875                |
| Water (in excess of 6 kilolitres per indigent household per month)                                          |     | -              | -                | -              | -                    | -               | -                  | -                                                   | -                      | -                      |
| Sanitation (in excess of free sanitation service to indigent households)                                    |     | -              | -                | -              | -                    | -               | -                  | -                                                   | -                      | -                      |
| Electricity/other energy (in excess of 50 kwh per indigent household per month)                             |     | -              | -                | -              | -                    | -               | -                  | -                                                   | -                      | -                      |
| Refuse (in excess of one removal a week for indigent households)                                            |     | -              | -                | -              | -                    | -               | -                  | -                                                   | -                      | -                      |
| Municipal Housing - rental rebates                                                                          |     | -              | -                | -              | -                    | -               | -                  | -                                                   | -                      | -                      |
| Housing - top structure subsidies                                                                           |     | -              | -                | -              | -                    | -               | -                  | -                                                   | -                      | -                      |
| Other                                                                                                       |     | -              | -                | -              | -                    | -               | -                  | -                                                   | -                      | -                      |
| <b>Total revenue cost of subsidised services provided</b>                                                   | 6   | <b>492 528</b> | <b>511 496</b>   | <b>517 674</b> | <b>517 568</b>       | <b>612 941</b>  | <b>612 941</b>     | <b>645 427</b>                                      | <b>677 053</b>         | <b>708 875</b>         |

**References**

1. Include services provided by another entity; e.g. Eskom
2. Stand distance <= 200m from dwelling
3. Stand distance > 200m from dwelling
4. Borehole, spring, rain-water tank etc.
5. Must agree to total number of households in municipal area (informal settlements receiving services must be included)
6. Include value of subsidy provided by municipality above provincial subsidy level
7. Show number of households receiving at least these levels of services completely free (informal settlements must be included)
8. Must reflect the cost to the municipality of providing the Free Basic Service
9. Reflect the cost of free or subsidised services in excess to the National policy that are not funded from the Free Basic Services component of the Equitable Share



GT421 Emfuleni - Supporting Table SA1 Supporting detail to 'Budgeted Financial Performance'

| Description                                                                                                         | Ref | 2019/20         | 2020/21         | 2021/22         | Current Year 2022/23 |                 |                    |                   | 2023/24 Medium Term Revenue & Expenditure Framework |                        |                        |
|---------------------------------------------------------------------------------------------------------------------|-----|-----------------|-----------------|-----------------|----------------------|-----------------|--------------------|-------------------|-----------------------------------------------------|------------------------|------------------------|
|                                                                                                                     |     | Audited Outcome | Audited Outcome | Audited Outcome | Original Budget      | Adjusted Budget | Full Year Forecast | Pre-audit outcome | Budget Year 2023/24                                 | Budget Year +1 2024/25 | Budget Year +2 2025/26 |
| <b>R thousand</b>                                                                                                   |     |                 |                 |                 |                      |                 |                    |                   |                                                     |                        |                        |
| <b>REVENUE ITEMS:</b>                                                                                               |     |                 |                 |                 |                      |                 |                    |                   |                                                     |                        |                        |
| <b>Non-exchange revenue by source</b>                                                                               |     |                 |                 |                 |                      |                 |                    |                   |                                                     |                        |                        |
| <b>Exchange Revenue</b>                                                                                             |     |                 |                 |                 |                      |                 |                    |                   |                                                     |                        |                        |
| Total Property Rates                                                                                                | 6   | 1 388 625       | 1 448 467       | 1 534 474       | 1 487 634            | 1 761 762       | 1 761 762          | 1 478 732         | 1 855 135                                           | 1 946 037              | 2 037 500              |
| Less Revenue Foregone (exemptions, reductions and rebates and impermissible values in excess of section 17 of MPRA) |     | 492 528         | 511 496         | 517 674         | 517 568              | 612 941         | 612 941            | 512 971           | 645 427                                             | 677 053                | 708 875                |
| Net Property Rates                                                                                                  |     | 896 097         | 936 972         | 1 016 800       | 970 066              | 1 148 821       | 1 148 821          | 965 761           | 1 209 708                                           | 1 268 984              | 1 328 626              |
| <b>Exchange revenue service charges</b>                                                                             |     |                 |                 |                 |                      |                 |                    |                   |                                                     |                        |                        |
| <b>Service charges - Electricity</b>                                                                                |     |                 |                 |                 |                      |                 |                    |                   |                                                     |                        |                        |
| Total Service charges - Electricity                                                                                 | 6   | 2 223 238       | 2 396 002       | 2 689 217       | 3 051 213            | 2 916 379       | 2 916 379          | 2 378 582         | 3 514 457                                           | 3 891 909              | 4 309 900              |
| Less Revenue Foregone (in excess of 50 kwh per indigent household per month)                                        |     |                 |                 |                 |                      |                 |                    |                   |                                                     |                        |                        |
| Less Cost of Free Basis Services (50 kwh per indigent household per month)                                          |     | (160 888)       | (178 282)       | (207 896)       | (225 992)            | (216 005)       | (216 005)          | (183 668)         | (251 970)                                           | (279 032)              | (309 000)              |
| Net Service charges - Electricity                                                                                   |     | 2 384 126       | 2 574 284       | 2 897 113       | 3 277 205            | 3 132 385       | 3 132 385          | 2 562 250         | 3 766 427                                           | 4 170 941              | 4 618 900              |
| <b>Service charges - Water</b>                                                                                      |     |                 |                 |                 |                      |                 |                    |                   |                                                     |                        |                        |
| Total Service charges - Water                                                                                       | 6   | 1 242 927       | 874 963         | 1 058 100       | 987 797              | 1 015 347       | 1 015 347          | 891 710           | 1 108 759                                           | 1 210 765              | 1 322 155              |
| Less Revenue Foregone (in excess of 6 kilolitres per indigent household per month)                                  |     |                 |                 |                 |                      |                 |                    |                   |                                                     |                        |                        |
| Less Cost of Free Basis Services (6 kilolitres per indigent household per month)                                    |     | 186 605         | 11 029          | 104 809         | 104 632              | 107 550         | 107 550            | 106 212           | 117 444                                             | 128 249                | 140 048                |
| Net Service charges - Water                                                                                         |     | 1 056 322       | 863 934         | 953 291         | 883 166              | 907 798         | 907 798            | 785 498           | 991 315                                             | 1 082 516              | 1 182 107              |
| <b>Service charges - Waste Water Management</b>                                                                     |     |                 |                 |                 |                      |                 |                    |                   |                                                     |                        |                        |
| Total Service charges - Waste Water Management                                                                      |     | 489 374         | 430 206         | 491 997         | 527 893              | 510 063         | 510 063            | 403 461           | 537 096                                             | 563 414                | 589 895                |
| Less Revenue Foregone (in excess of free sanitation service to indigent households)                                 |     |                 |                 |                 |                      |                 |                    |                   |                                                     |                        |                        |
| Less Cost of Free Basis Services (free sanitation service to indigent households)                                   |     | 184 851         | 17 641          | 184 631         | 210 491              | 203 382         | 203 382            | 147 737           | 214 161                                             | 224 655                | 235 214                |
| Net Service charges - Waste Water Management                                                                        |     | 304 523         | 412 565         | 307 366         | 317 402              | 306 681         | 306 681            | 255 725           | 322 935                                             | 338 759                | 354 681                |
| <b>Service charges - Waste Management</b>                                                                           |     |                 |                 |                 |                      |                 |                    |                   |                                                     |                        |                        |
| Total refuse removal revenue                                                                                        | 6   | 248 316         | 263 484         | 303 642         | 345 849              | 360 576         | 360 576            | 245 623           | 379 686                                             | 398 291                | 417 010                |
| Total landfill revenue                                                                                              |     |                 |                 |                 |                      |                 |                    |                   |                                                     |                        |                        |
| Less Revenue Foregone (in excess of one removal a week to indigent households)                                      |     |                 |                 |                 |                      |                 |                    |                   |                                                     |                        |                        |
| Less Cost of Free Basis Services (removed once a week to indigent households)                                       |     | 86 949          | (13 900)        | 113 151         | 137 000              | 142 833         | 142 833            | 93 094            | 150 403                                             | 157 773                | 165 189                |
| Net Service charges - Waste Management                                                                              |     | 161 367         | 277 384         | 190 491         | 208 849              | 217 742         | 217 742            | 152 529           | 229 283                                             | 240 518                | 251 822                |
| <b>EXPENDITURE ITEMS:</b>                                                                                           |     |                 |                 |                 |                      |                 |                    |                   |                                                     |                        |                        |
| <b>Employee related costs</b>                                                                                       |     |                 |                 |                 |                      |                 |                    |                   |                                                     |                        |                        |
| Basic Salaries and Wages                                                                                            | 2   | 640 807         | 660 171         | 666 626         | 820 805              | 750 829         | 750 829            | 608 071           | 798 197                                             | 836 510                | 875 826                |
| Pension and UIF Contributions                                                                                       |     | 123 766         | 127 251         | 129 233         | 142 970              | 133 795         | 133 795            | 112 281           | 149 637                                             | 156 819                | 164 190                |
| Medical Aid Contributions                                                                                           |     | 57 610          | 60 034          | 60 895          | 66 731               | 62 089          | 62 089             | 52 455            | 66 336                                              | 69 520                 | 72 788                 |
| Overtime                                                                                                            |     | 100 999         | 102 696         | 124 489         | 122 424              | 118 406         | 118 406            | 99 654            | 124 997                                             | 130 997                | 137 154                |
| Performance Bonus                                                                                                   |     | 50 183          | 46 846          | 49 029          | 62 380               | 62 380          | 62 380             | 44 561            | 63 054                                              | 66 081                 | 69 187                 |
| Motor Vehicle Allowance                                                                                             |     | 34 086          | 39 030          | 54 276          | 60 955               | 52 535          | 52 535             | 47 860            | 80 341                                              | 80 905                 | 80 905                 |
| Cellphone Allowance                                                                                                 |     | 3 867           | 3 879           | 3 810           | 4 487                | 4 252           | 4 252              | 3 572             | 4 769                                               | 4 998                  | 5 233                  |
| Housing Allowances                                                                                                  |     | 4 203           | 4 529           | 4 336           | 9 407                | 4 510           | 4 510              | 3 669             | 4 301                                               | 4 507                  | 4 719                  |
| Other benefits and allowances                                                                                       |     | 45 622          | 41 614          | 50 561          | 43 280               | 47 184          | 47 184             | 37 385            | 48 350                                              | 52 206                 | 57 086                 |
| Payments in lieu of leave                                                                                           |     | 15 446          | 26 434          | 53 159          | 1 146                | 1 146           | 1 146              | 4 870             | 6 371                                               | 10 015                 | 15 729                 |
| Long service awards                                                                                                 |     | 2 816           | 4 311           | (1 859)         | 5 359                | 5 359           | 5 359              | 7 089             | 5 000                                               | 5 240                  | 5 486                  |
| Post-retirement benefit obligations                                                                                 | 4   | (17 794)        | 40 962          | 12 653          | -                    | -               | -                  | -                 | -                                                   | -                      | -                      |
| Entertainment                                                                                                       |     |                 |                 |                 |                      |                 |                    |                   |                                                     |                        |                        |
| Scarcity                                                                                                            |     |                 |                 |                 |                      |                 |                    |                   |                                                     |                        |                        |
| Acting and post related allowance                                                                                   |     |                 |                 |                 |                      |                 |                    |                   | 15                                                  | 16                     | 17                     |
| In kind benefits                                                                                                    |     |                 |                 |                 |                      |                 |                    |                   |                                                     |                        |                        |
| sub-total                                                                                                           | 5   | 1 061 609       | 1 157 757       | 1 207 208       | 1 339 943            | 1 242 484       | 1 242 484          | 1 021 468         | 1 351 369                                           | 1 417 817              | 1 488 320              |
| Less: Employees costs capitalised to PPE                                                                            |     |                 |                 |                 |                      |                 |                    |                   |                                                     |                        |                        |
| Total Employee related costs                                                                                        | 1   | 1 061 609       | 1 157 757       | 1 207 208       | 1 339 943            | 1 242 484       | 1 242 484          | 1 021 468         | 1 351 369                                           | 1 417 817              | 1 488 320              |

|                                                      |                  |                  |                  |                  |                  |                  |                  |                  |                  |                  |
|------------------------------------------------------|------------------|------------------|------------------|------------------|------------------|------------------|------------------|------------------|------------------|------------------|
| <b>Depreciation and amortisation</b>                 |                  |                  |                  |                  |                  |                  |                  |                  |                  |                  |
| Depreciation of Property, Plant & Equipment          | 338 313          | 490 858          | 430 398          | 484 962          | 484 962          | 484 962          | 305 365          | 510 665          | 535 688          | 560 865          |
| Lease amortisation                                   | 2 163            | 2 127            | 1 377            | 2 549            | 2 549            | 2 549            | 1 160            | 2 684            | 2 815            | 2 948            |
| Capital asset impairment                             | 11 060           | 11 105           | 203 413          | -                | -                | -                | 6 136            | -                | -                | -                |
| <b>Total Depreciation and amortisation</b>           | <b>351 537</b>   | <b>504 090</b>   | <b>635 189</b>   | <b>487 511</b>   | <b>487 511</b>   | <b>487 511</b>   | <b>312 661</b>   | <b>513 349</b>   | <b>538 503</b>   | <b>563 813</b>   |
| <b>Bulk purchases - electricity</b>                  |                  |                  |                  |                  |                  |                  |                  |                  |                  |                  |
| Electricity bulk purchases                           | 1 955 057        | 2 166 320        | 2 513 980        | 2 070 926        | 2 070 926        | 2 070 926        | 1 974 593        | 2 778 367        | 2 994 654        | 3 444 925        |
| <b>Total bulk purchases</b>                          | <b>1 955 057</b> | <b>2 166 320</b> | <b>2 513 980</b> | <b>2 070 926</b> | <b>2 070 926</b> | <b>2 070 926</b> | <b>1 974 593</b> | <b>2 778 367</b> | <b>2 994 654</b> | <b>3 444 925</b> |
| <b>Transfers and grants</b>                          |                  |                  |                  |                  |                  |                  |                  |                  |                  |                  |
| Cash transfers and grants                            | -                | -                | 1 424            | 2 000            | 2 100            | 2 100            | 289              | 2 200            | 2 200            | 2 200            |
| Non-cash transfers and grants                        | 1 448            | 3 032            | 30               | -                | 300              | 300              | 130              | -                | -                | -                |
| <b>Total transfers and grants</b>                    | <b>1 448</b>     | <b>3 032</b>     | <b>1 454</b>     | <b>2 000</b>     | <b>2 400</b>     | <b>2 400</b>     | <b>419</b>       | <b>2 200</b>     | <b>2 200</b>     | <b>2 200</b>     |
| <b>Contracted Services</b>                           |                  |                  |                  |                  |                  |                  |                  |                  |                  |                  |
| Outsourced Services                                  | 252 103          | 244 212          | 344 772          | 238 001          | 234 275          | 234 275          | 195 101          | 179 628          | 189 498          | 198 378          |
| Consultants and Professional Services                | 93 508           | 57 793           | 532 028          | 31 440           | 33 852           | 33 852           | 21 086           | 2 986            | 3 132            | 3 280            |
| Contractors                                          | 143 620          | 477 969          | 196 948          | 172 303          | 187 829          | 187 829          | 125 101          | 187 516          | 202 384          | 205 105          |
| <b>Total contracted services</b>                     | <b>489 231</b>   | <b>779 975</b>   | <b>1 073 748</b> | <b>441 744</b>   | <b>455 956</b>   | <b>455 956</b>   | <b>341 288</b>   | <b>370 129</b>   | <b>395 014</b>   | <b>406 763</b>   |
| <b>Operational Costs</b>                             |                  |                  |                  |                  |                  |                  |                  |                  |                  |                  |
| Collection costs                                     | 6 107            | 231              | 603              | -                | -                | -                | 22               | 3 914            | 4 334            | 4 799            |
| Contributions to 'other' provisions                  | 13 228           | 22 743           | 24 264           | -                | -                | -                | -                | -                | -                | -                |
| Audit fees                                           | 9 182            | 8 713            | 7 936            | 9 138            | 8 763            | 8 763            | 7 919            | 9 227            | 8 601            | 8 971            |
| Other Operational Costs                              | 237 050          | 529 855          | 215 870          | 208 160          | 249 589          | 249 589          | 157 676          | 160 900          | 168 459          | 175 885          |
| <b>Total Operational Costs</b>                       | <b>265 567</b>   | <b>561 542</b>   | <b>248 673</b>   | <b>217 298</b>   | <b>258 352</b>   | <b>258 352</b>   | <b>165 617</b>   | <b>174 041</b>   | <b>181 395</b>   | <b>189 655</b>   |
| <b>Repairs and Maintenance by Expenditure Item</b>   |                  |                  |                  |                  |                  |                  |                  |                  |                  |                  |
| Employee related costs                               | -                | 238 694          | 221 830          | 206 663          | 228 482          | 228 482          | 189 941          | 223 432          | 234 254          | 245 643          |
| Inventory Consumed (Project Maintenance)             | 1 000            | 11 827           | 12 188           | 83 000           | 18 040           | 18 040           | 12 172           | 34 164           | 34 846           | 35 544           |
| Contracted Services                                  | 126 801          | 475 856          | 193 095          | 178 696          | 187 001          | 187 001          | 121 757          | 176 801          | 191 139          | 193 332          |
| Other Expenditure                                    | 55 171           | 48 925           | 73 350           | 35 715           | 87 955           | 87 955           | 75 219           | 26 345           | 27 650           | 28 960           |
| <b>Total Repairs and Maintenance Expenditure</b>     | <b>182 973</b>   | <b>775 302</b>   | <b>500 462</b>   | <b>504 074</b>   | <b>521 478</b>   | <b>521 478</b>   | <b>399 089</b>   | <b>460 742</b>   | <b>487 890</b>   | <b>503 480</b>   |
| <b>Inventory Consumed</b>                            |                  |                  |                  |                  |                  |                  |                  |                  |                  |                  |
| Inventory Consumed - Water                           | -                | -                | -                | 957 440          | 957 440          | 957 440          | -                | 1 046 294        | 1 240 718        | 1 342 749        |
| Inventory Consumed - Other                           | 29 375           | 28 706           | 40 547           | 211 839          | 126 464          | 126 464          | 46 324           | 61 562           | 63 560           | 65 283           |
| <b>Total Inventory Consumed &amp; Other Material</b> | <b>29 375</b>    | <b>28 706</b>    | <b>40 547</b>    | <b>1 169 279</b> | <b>1 083 904</b> | <b>1 083 904</b> | <b>46 324</b>    | <b>1 107 856</b> | <b>1 304 278</b> | <b>1 408 032</b> |
| check                                                | -                | -                | -                | -                | -                | -                | -                | -                | -                | -                |

**References**

1. Must reconcile with 'Budgeted Financial Performance (Revenue and Expenditure)

2. Must reconcile to supporting documentation on staff salaries

4. Expenditure to meet any 'unfunded obligations'

5 This sub-total must agree with the total on SA22, but excluding councillor and board member items

6. Include a note for each revenue item that is affected by 'revenue foregone'

8. Repairs and Maintenance is not a GRAP item. However to facilitate transparency, municipalities must provide a breakdown of the amounts included in the relevant GRAP items that will be spent on Repairs and Maintenance.

9. Must reconcile with Repairs and Maintenance by Asset Class (Total Repairs and Maintenance) on Table SA34c.

GT421 Emfuleni - Supporting Table SA2 Matrix Financial Performance Budget (revenue source/expenditure type and dept.)

| Description                                                          | Ref | Vote 01 - Executive & Council | Vote 02 - Municipal Manager | Vote 03 - Financial Services | Vote 04 - Corporate Services | Vote 05 - Basic Services | Vote 06 - Agriculture, Economic Development Planning & | Vote 07 - Public Safety & Community Development | Vote 08 - | Vote 09 - | Vote 10 - | Vote 11 - | Vote 12 - | Vote 13 - | Vote 14 - | Vote 15 - Other | Total     |
|----------------------------------------------------------------------|-----|-------------------------------|-----------------------------|------------------------------|------------------------------|--------------------------|--------------------------------------------------------|-------------------------------------------------|-----------|-----------|-----------|-----------|-----------|-----------|-----------|-----------------|-----------|
| <b>R thousand</b>                                                    | 1   |                               |                             |                              |                              |                          |                                                        |                                                 |           |           |           |           |           |           |           |                 |           |
| <b>Revenue</b>                                                       |     |                               |                             |                              |                              |                          |                                                        |                                                 |           |           |           |           |           |           |           |                 |           |
| <b>Exchange Revenue</b>                                              |     |                               |                             |                              |                              |                          |                                                        |                                                 |           |           |           |           |           |           |           |                 |           |
| Service charges - Electricity                                        |     |                               |                             | -                            | -                            | 3 766 427                |                                                        | -                                               |           |           |           |           |           |           |           |                 | 3 766 427 |
| Service charges - Water                                              |     |                               |                             |                              |                              | 991 315                  |                                                        |                                                 |           |           |           |           |           |           |           |                 | 991 315   |
| Service charges - Waste Water Management                             |     |                               |                             |                              |                              | 322 935                  |                                                        |                                                 |           |           |           |           |           |           |           |                 | 322 935   |
| Service charges - Waste Management                                   |     |                               |                             |                              |                              | 229 283                  |                                                        |                                                 |           |           |           |           |           |           |           |                 | 229 283   |
| Sale of Goods and Rendering of Services                              |     | -                             |                             | 1 105                        | -                            | 33 672                   | 8 344                                                  | 6 248                                           |           |           |           |           |           |           |           |                 | 49 369    |
| Agency services                                                      |     |                               |                             |                              |                              |                          |                                                        |                                                 |           |           |           |           |           |           |           |                 | -         |
| Interest                                                             |     |                               |                             |                              |                              |                          |                                                        |                                                 |           |           |           |           |           |           |           |                 | -         |
| Interest earned from Receivables                                     |     |                               |                             | 749                          |                              | 127 291                  |                                                        | 95                                              |           |           |           |           |           |           |           |                 | 128 135   |
| Interest earned from Current and Non Current Assets                  |     |                               |                             | 89                           |                              |                          |                                                        |                                                 |           |           |           |           |           |           |           |                 | 89        |
| Dividends                                                            |     |                               |                             |                              |                              |                          |                                                        |                                                 |           |           |           |           |           |           |           |                 | -         |
| Rent on Land                                                         |     |                               |                             |                              |                              |                          |                                                        |                                                 |           |           |           |           |           |           |           |                 | -         |
| Rental from Fixed Assets                                             |     |                               |                             | 27 792                       |                              |                          | 9 609                                                  | 46                                              |           |           |           |           |           |           |           |                 | 37 448    |
| Licence and permits                                                  |     |                               |                             |                              |                              |                          | 65                                                     | 92                                              |           |           |           |           |           |           |           |                 | 157       |
| Operational Revenue                                                  |     | -                             | -                           | 509                          | -                            | 2 762                    | 1                                                      | 395                                             |           |           |           |           |           |           |           |                 | 3 668     |
| <b>Non-Exchange Revenue</b>                                          |     |                               |                             |                              |                              |                          |                                                        |                                                 |           |           |           |           |           |           |           |                 |           |
| Property rates                                                       |     |                               |                             | 1 209 708                    |                              |                          |                                                        |                                                 |           |           |           |           |           |           |           |                 | 1 209 708 |
| Surcharges and Taxes                                                 |     |                               |                             |                              |                              |                          |                                                        |                                                 |           |           |           |           |           |           |           |                 | -         |
| Fines, penalties and forfeits                                        |     |                               |                             |                              |                              | 192                      | 85                                                     | 111 119                                         |           |           |           |           |           |           |           |                 | 111 396   |
| Licences or permits                                                  |     |                               |                             |                              |                              |                          |                                                        |                                                 |           |           |           |           |           |           |           |                 | -         |
| Transfer and subsidies - Operational                                 |     | -                             | -                           | 1 068 045                    | 2 500                        | 11 404                   |                                                        | 80 129                                          |           |           |           |           |           |           |           |                 | 1 162 079 |
| Interest                                                             |     |                               |                             | 18 345                       |                              |                          |                                                        |                                                 |           |           |           |           |           |           |           |                 | 18 345    |
| Fuel Levy                                                            |     |                               |                             |                              |                              |                          |                                                        |                                                 |           |           |           |           |           |           |           |                 | -         |
| Operational Revenue                                                  |     |                               |                             |                              |                              |                          |                                                        |                                                 |           |           |           |           |           |           |           |                 | -         |
| Gains on disposal of Assets                                          |     |                               |                             |                              |                              |                          |                                                        |                                                 |           |           |           |           |           |           |           |                 | -         |
| Other Gains                                                          |     |                               |                             |                              |                              |                          |                                                        |                                                 |           |           |           |           |           |           |           |                 | -         |
| Discontinued Operations                                              |     |                               |                             |                              |                              |                          |                                                        |                                                 |           |           |           |           |           |           |           |                 | -         |
| <b>Total Revenue (excluding capital transfers and contributions)</b> |     | -                             | -                           | 2 326 342                    | 2 500                        | 5 485 282                | 18 198                                                 | 198 030                                         | -         | -         | -         | -         | -         | -         | -         | -               | 8 030 352 |
| <b>Expenditure</b>                                                   |     |                               |                             |                              |                              |                          |                                                        |                                                 |           |           |           |           |           |           |           |                 |           |
| Employee related costs                                               |     | 80 862                        | 64 881                      | 137 499                      | 134 472                      | 442 364                  | 78 745                                                 | 412 547                                         |           |           |           |           |           |           |           |                 | 1 351 369 |
| Remuneration of councillors                                          |     | 70 192                        |                             |                              |                              |                          |                                                        |                                                 |           |           |           |           |           |           |           |                 | 70 192    |
| Bulk purchases - electricity                                         |     |                               |                             |                              |                              | 2 778 367                |                                                        |                                                 |           |           |           |           |           |           |           |                 | 2 778 367 |
| Inventory consumed                                                   |     |                               |                             | 61 562                       |                              | 1 046 294                |                                                        |                                                 |           |           |           |           |           |           |           |                 | 1 107 856 |
| Debt Impairment                                                      |     |                               |                             | 218 108                      |                              | 1 019 095                |                                                        | 101 284                                         |           |           |           |           |           |           |           |                 | 1 338 488 |
| Depreciation and amortisation                                        |     | 2 314                         | 617                         | 4 904                        | 6 035                        | 443 012                  | 39 805                                                 | 16 662                                          |           |           |           |           |           |           |           |                 | 513 349   |
| Interest                                                             |     |                               |                             |                              |                              |                          |                                                        |                                                 |           |           |           |           |           |           |           |                 | -         |
| Contracted services                                                  |     |                               | 2 467                       | 30 600                       | 32 585                       | 190 602                  | 2 181                                                  | 111 694                                         |           |           |           |           |           |           |           |                 | 370 129   |
| Transfers and subsidies                                              |     | 2 200                         |                             |                              |                              |                          |                                                        |                                                 |           |           |           |           |           |           |           |                 | 2 200     |
| Irrecoverable debts written off                                      |     |                               |                             |                              |                              |                          |                                                        |                                                 |           |           |           |           |           |           |           |                 | -         |
| Operational costs                                                    |     | 7 633                         | 55 288                      | 19 094                       | 53 726                       | 19 832                   | 578                                                    | 17 891                                          |           |           |           |           |           |           |           |                 | 174 041   |
| Losses on disposal of Assets                                         |     |                               |                             |                              |                              |                          |                                                        |                                                 |           |           |           |           |           |           |           |                 | -         |
| Other Losses                                                         |     |                               |                             |                              |                              |                          |                                                        |                                                 |           |           |           |           |           |           |           |                 | -         |
| <b>Total Expenditure</b>                                             |     | 163 202                       | 123 253                     | 471 768                      | 226 817                      | 5 939 566                | 121 309                                                | 660 077                                         | -         | -         | -         | -         | -         | -         | -         | -               | 7 705 992 |
| <b>Surplus/(Deficit)</b>                                             |     | (163 202)                     | (123 253)                   | 1 854 574                    | (224 317)                    | (454 284)                | (103 111)                                              | (462 047)                                       | -         | -         | -         | -         | -         | -         | -         | -               | 324 360   |
| Transfers and subsidies - capital (monetary allocations)             |     |                               |                             |                              |                              |                          |                                                        |                                                 |           |           |           |           |           |           |           |                 | -         |
| Transfers and subsidies - capital (in-kind)                          |     |                               |                             |                              |                              |                          |                                                        |                                                 |           |           |           |           |           |           |           |                 | -         |
| <b>Surplus/(Deficit) after capital transfers &amp; contributions</b> |     | (163 202)                     | (123 253)                   | 1 854 574                    | (224 317)                    | (454 284)                | (103 111)                                              | (462 047)                                       | -         | -         | -         | -         | -         | -         | -         | -               | 324 360   |

References

1. Departmental columns to be based on municipal organisation structure



GT421 Emfuleni - Supporting Table SA4 Reconciliation of IDP strategic objectives and budget (revenue)

| Strategic Objective                                                  | Goal | Goal Code | Ref | 2019/20          | 2020/21          | 2021/22          | Current Year 2022/23 |                  |                    | 2023/24 Medium Term Revenue & Expenditure Framework |                        |                        |
|----------------------------------------------------------------------|------|-----------|-----|------------------|------------------|------------------|----------------------|------------------|--------------------|-----------------------------------------------------|------------------------|------------------------|
|                                                                      |      |           |     | Audited Outcome  | Audited Outcome  | Audited Outcome  | Original Budget      | Adjusted Budget  | Full Year Forecast | Budget Year 2023/24                                 | Budget Year +1 2024/25 | Budget Year +2 2025/26 |
| R thousand                                                           |      |           |     |                  |                  |                  |                      |                  |                    |                                                     |                        |                        |
| Allocations to Other Priorities                                      |      |           |     | -                | -                | -                | -                    | -                | -                  | -                                                   | -                      | -                      |
| DEPEENING DEMOCRACY                                                  |      |           |     | 729              | 525              | 152              | 170                  | -                | -                  | -                                                   | -                      | -                      |
| GOOD AND SUSTAINABLE FINANCIAL GOVERNANCE                            |      |           |     | 5 735 376        | 6 582 910        | 6 447 172        | 6 779 999            | 6 905 517        | 6 905 517          | 7 811 624                                           | 8 502 693              | 9 241 897              |
| RELEASING HUMAN POTENTIAL                                            |      |           |     | 6                | -                | 937              | 15 523               | -                | -                  | -                                                   | -                      | -                      |
| REVIVING A SUSTAINABLE ENVIRONMENT                                   |      |           |     | -                | 12 924           | 73 860           | 5 514                | 3 503            | 3 503              | 2 500                                               | 2 500                  | 2 500                  |
| RENEWING OUR COMMUNITIES                                             |      |           |     | 271 523          | 74 883           | 109 749          | 193 571              | 185 700          | 185 700            | 198 030                                             | 204 662                | 210 475                |
| RE-INVENTING OUR ECONOMY                                             |      |           |     | 56 334           | 60 994           | 58 119           | 6 958                | 17 282           | 17 282             | 18 198                                              | 19 090                 | 19 987                 |
| Allocations to other priorities                                      |      |           | 2   |                  |                  |                  |                      |                  |                    |                                                     |                        |                        |
| <b>Total Revenue (excluding capital transfers and contributions)</b> |      |           | 1   | <b>6 063 968</b> | <b>6 732 236</b> | <b>6 689 989</b> | <b>7 001 734</b>     | <b>7 112 002</b> | <b>7 112 002</b>   | <b>8 030 352</b>                                    | <b>8 728 945</b>       | <b>9 474 859</b>       |

References

1. Total revenue must reconcile to Table A4 Budgeted Financial Performance (revenue and expenditure)

2. Balance of allocations not directly linked to an IDP strategic objective

|                          |   |   |   |   |   |   |   |   |           |         |         |
|--------------------------|---|---|---|---|---|---|---|---|-----------|---------|---------|
| check op revenue balance | - | - | - | - | - | - | - | - | 2 094 958 | 698 593 | 745 914 |
|--------------------------|---|---|---|---|---|---|---|---|-----------|---------|---------|

GT421 Emfuleni - Supporting Table SA5 Reconciliation of IDP strategic objectives and budget (operating expenditure)

| Strategic Objective                       | Goal | Goal Code | Ref | 2019/20         | 2020/21         | 2021/22         | Current Year 2022/23 |                 |                    | 2023/24 Medium Term Revenue & Expenditure Framework |                        |                        |           |
|-------------------------------------------|------|-----------|-----|-----------------|-----------------|-----------------|----------------------|-----------------|--------------------|-----------------------------------------------------|------------------------|------------------------|-----------|
|                                           |      |           |     | Audited Outcome | Audited Outcome | Audited Outcome | Original Budget      | Adjusted Budget | Full Year Forecast | Budget Year 2023/24                                 | Budget Year +1 2024/25 | Budget Year +2 2025/26 |           |
| Allocations to Other Priorities           |      |           |     | 162             | 163             | 1 649           | 184                  | 184             | 184                | 193                                                 | 203                    | 212                    |           |
| DEPEENING DEMOCRACY                       |      |           |     | 145 473         | 237 978         | 116 735         | 136 251              | 139 950         | 139 950            | 163 399                                             | 171 344                | 179 158                |           |
| GOOD AND SUSTAINABLE FINANCIAL GOVERNANCE |      |           |     | 6 128 828       | 6 194 068       | 6 776 759       | 5 520 509            | 5 592 751       | 5 592 751          | 6 383 424                                           | 6 971 903              | 7 705 062              |           |
| RELEASING HUMAN POTENTIAL                 |      |           |     | 119 793         | 460 741         | 122 487         | 157 400              | 161 163         | 161 163            | 123 367                                             | 129 468                | 135 980                |           |
| REVIVING A SUSTAINABLE ENVIRONMENT        |      |           |     | 243 387         | 230 575         | 721 431         | 224 425              | 221 727         | 221 727            | 244 958                                             | 256 685                | 268 924                |           |
| RENEWING OUR COMMUNITIES                  |      |           |     | 843 489         | 591 996         | 729 699         | 664 435              | 652 896         | 652 896            | 665 320                                             | 704 647                | 742 379                |           |
| RE-INVENTING OUR ECONOMY                  |      |           |     | 84 379          | 61 250          | 117 971         | 113 875              | 112 843         | 112 843            | 121 582                                             | 127 221                | 133 121                |           |
| <b>Allocations to other priorities</b>    |      |           |     |                 |                 |                 |                      |                 |                    |                                                     |                        |                        |           |
| <b>Total Expenditure</b>                  |      |           |     | 1               | 7 565 510       | 7 776 773       | 8 586 732            | 6 817 079       | 6 881 514          | 6 881 514                                           | 7 702 242              | 8 361 471              | 9 164 837 |

References

1. Total expenditure must reconcile to Table A4 Budgeted Financial Performance (revenue and expenditure)

2. Balance of allocations not directly linked to an IDP strategic objective

|                              |           |           |           |     |          |          |         |         |         |
|------------------------------|-----------|-----------|-----------|-----|----------|----------|---------|---------|---------|
| check op expenditure balance | 1 058 409 | 1 052 586 | 1 039 762 | (0) | (27 671) | (27 671) | (3 750) | (3 934) | (4 119) |
|------------------------------|-----------|-----------|-----------|-----|----------|----------|---------|---------|---------|

GT421 Emfuleni - Supporting Table SA6 Reconciliation of IDP strategic objectives and budget (capital expenditure)

| Strategic Objective                       | Goal | Goal Code | Ref | 2019/20         | 2020/21          | 2021/22         | Current Year 2022/23 |                 |                    | 2023/24 Medium Term Revenue & Expenditure Framework |                        |                        |
|-------------------------------------------|------|-----------|-----|-----------------|------------------|-----------------|----------------------|-----------------|--------------------|-----------------------------------------------------|------------------------|------------------------|
|                                           |      |           |     | Audited Outcome | Audited Outcome  | Audited Outcome | Original Budget      | Adjusted Budget | Full Year Forecast | Budget Year 2023/24                                 | Budget Year +1 2024/25 | Budget Year +2 2025/26 |
| DEPEENING DEMOCRACY                       |      |           |     | 925             | -                | -               | -                    | -               | -                  | -                                                   | -                      | -                      |
| GOOD AND SUSTAINABLE FINANCIAL GOVERNANCE |      |           |     | 119 240         | 453 454          | 487 958         | 378 964              | 386 005         | 386 005            | 501 550                                             | 595 962                | 527 981                |
| RELEASING HUMAN POTENTIAL                 |      |           |     | -               | -                | -               | -                    | 300             | 300                | 2 500                                               | -                      | -                      |
| REVIVING A SUSTAINABLE ENVIRONMENT        |      |           |     | 32 033          | 3 980            | 46 752          | 38 255               | 38 255          | 38 255             | 28 310                                              | -                      | 10                     |
| RENEWING OUR COMMUNITIES                  |      |           |     | 12 867          | 13 614           | 13 932          | 7 800                | 9 950           | 9 950              | 7 550                                               | 3 724                  | 18 762                 |
| RE-INVENTING OUR ECONOMY                  |      |           |     | 8 165           | 845 639          | -               | -                    | 3 000           | 3 000              | -                                                   | -                      | -                      |
| <b>Allocations to other priorities</b>    |      |           | 3   |                 |                  |                 |                      |                 |                    |                                                     |                        |                        |
| <b>Total Capital Expenditure</b>          |      |           | 1   | <b>173 230</b>  | <b>1 316 687</b> | <b>548 642</b>  | <b>425 019</b>       | <b>437 510</b>  | <b>437 510</b>     | <b>539 910</b>                                      | <b>599 686</b>         | <b>546 753</b>         |

References

- Total capital expenditure must reconcile to Budgeted Capital Expenditure
- Goal code must be used on Table SA36
- Balance of allocations not directly linked to an IDP strategic objective  
check capital balance

- - - - -

GT421 Emfuleni - Supporting Table SA7 Measureable performance objectives

| Description                                      | Unit of measurement | 2019/20         | 2020/21         | 2021/22         | Current Year 2022/23 |                 |                    | 2023/24 Medium Term Revenue Framework |                        |
|--------------------------------------------------|---------------------|-----------------|-----------------|-----------------|----------------------|-----------------|--------------------|---------------------------------------|------------------------|
|                                                  |                     | Audited Outcome | Audited Outcome | Audited Outcome | Original Budget      | Adjusted Budget | Full Year Forecast | Budget Year 2023/24                   | Budget Year +1 2024/25 |
| <b>03 - Financial Services</b>                   |                     |                 |                 |                 |                      |                 |                    |                                       |                        |
| <b>Energy Sources</b>                            |                     |                 |                 |                 |                      |                 |                    |                                       |                        |
| <b>Electricity</b>                               |                     |                 |                 |                 |                      |                 |                    |                                       |                        |
| <i>Electricity (At Least Min. Service Level)</i> | Households          | -               | -               | -               | -                    | -               | -                  | -                                     | -                      |
| <i>Electricity</i>                               | Households          | -               | -               | -               | -                    | -               | -                  | -                                     | -                      |
| <b>05 - Basic Services</b>                       |                     |                 |                 |                 |                      |                 |                    |                                       |                        |
| <b>Waste Management</b>                          |                     |                 |                 |                 |                      |                 |                    |                                       |                        |
| <b>Solid Waste Disposal (Landfill Sites)</b>     |                     |                 |                 |                 |                      |                 |                    |                                       |                        |
| <i>Removal</i>                                   | Households          | -               | -               | -               | -                    | -               | -                  | -                                     | -                      |
| <i>Removed At Least Once A Week</i>              | Households          | -               | -               | -               | -                    | -               | -                  | -                                     | -                      |
| <b>Waste Water Management</b>                    |                     |                 |                 |                 |                      |                 |                    |                                       |                        |
| <b>Sewerage</b>                                  |                     |                 |                 |                 |                      |                 |                    |                                       |                        |
| <i>Flush Toilet (Connected To Sewerage)</i>      | Households          | -               | -               | -               | -                    | -               | -                  | -                                     | -                      |
| <i>Sanitation</i>                                | Households          | -               | -               | -               | -                    | -               | -                  | -                                     | -                      |
| <b>Water Management</b>                          |                     |                 |                 |                 |                      |                 |                    |                                       |                        |
| <b>Water Distribution</b>                        |                     |                 |                 |                 |                      |                 |                    |                                       |                        |
| <i>Water</i>                                     | Households          | -               | -               | -               | -                    | -               | -                  | -                                     | -                      |
| <i>Piped Water Inside Dwelling</i>               | Households          | -               | -               | -               | -                    | -               | -                  | -                                     | -                      |

1. Include a measurable performance objective for each revenue source (within a relevant function) and each vote (MFMA s17(3)(b))
2. Include all Basic Services performance targets from 'Basic Service Delivery' to ensure Table SA7 represents all strategic responsibilities
3. Only include prior year comparative information for individual measures where relevant activity occurred in that year/s



**GT421 Emfuleni - Entities measurable performance objectives**

| Description                                                               | Unit of measurement | 2019/20         | 2020/21         | 2021/22         | Current Year 2022/23 |                 |                    | 2023/24 Medium Term Revenue Framework |                        |
|---------------------------------------------------------------------------|---------------------|-----------------|-----------------|-----------------|----------------------|-----------------|--------------------|---------------------------------------|------------------------|
|                                                                           |                     | Audited Outcome | Audited Outcome | Audited Outcome | Original Budget      | Adjusted Budget | Full Year Forecast | Budget Year 2023/24                   | Budget Year +1 2024/25 |
| <b>Entity 1 - (name of entity)</b><br><i>Insert measure/s description</i> |                     |                 |                 |                 |                      |                 |                    |                                       |                        |
|                                                                           |                     |                 |                 |                 |                      |                 |                    |                                       |                        |
| <b>Entity 2 - (name of entity)</b><br>#REF!                               |                     |                 |                 |                 |                      |                 |                    |                                       |                        |
|                                                                           |                     |                 |                 |                 |                      |                 |                    |                                       |                        |
| <b>Entity 3 - (name of entity)</b><br>#REF!                               |                     |                 |                 |                 |                      |                 |                    |                                       |                        |
|                                                                           |                     |                 |                 |                 |                      |                 |                    |                                       |                        |
| <b>And so on for the rest of the Entities</b>                             |                     |                 |                 |                 |                      |                 |                    |                                       |                        |

1. Include a measurable performance objective as agreed with the parent municipality (MFMA s87(5)(d))
2. Only include prior year comparative information for individual measures where relevant activity occurred in that year/s



|                           |
|---------------------------|
| & Expenditure             |
| Budget Year +2<br>2025/26 |
|                           |
|                           |
|                           |

**GT421 Emfuleni - Supporting Table SA8 Performance indicators and benchmarks**

| Description of financial indicator                                             | Basis of calculation                                                                          | 2019/20         | 2020/21         | 2021/22         | Current Year 2022/23 |                 |                    |                   | 2023/24 Medium Term Revenue & Expenditure Framework |                        |                        |
|--------------------------------------------------------------------------------|-----------------------------------------------------------------------------------------------|-----------------|-----------------|-----------------|----------------------|-----------------|--------------------|-------------------|-----------------------------------------------------|------------------------|------------------------|
|                                                                                |                                                                                               | Audited Outcome | Audited Outcome | Audited Outcome | Original Budget      | Adjusted Budget | Full Year Forecast | Pre-audit outcome | Budget Year 2023/24                                 | Budget Year +1 2024/25 | Budget Year +2 2025/26 |
| <b>Borrowing Management</b>                                                    |                                                                                               |                 |                 |                 |                      |                 |                    |                   |                                                     |                        |                        |
| Credit Rating                                                                  |                                                                                               |                 |                 |                 |                      |                 |                    |                   |                                                     |                        |                        |
| Capital Charges to Operating Expenditure                                       | Interest & Principal Paid /Operating Expenditure                                              | 3.6%            | 2.9%            | 4.9%            | 1.4%                 | 1.4%            | 1.4%               | 8.8%              | 0.0%                                                | 0.0%                   | 0.0%                   |
| Capital Charges to Own Revenue                                                 | Finance charges & Repayment of borrowing /Own Revenue                                         | 3.8%            | 2.9%            | 5.5%            | 1.4%                 | 1.3%            | 1.3%               | 6.4%              | 0.0%                                                | 0.0%                   | 0.0%                   |
| Borrowed funding of 'own' capital expenditure                                  | Borrowing/Capital expenditure excl. transfers and grants and contributions                    | 0.0%            | 0.0%            | 0.0%            | 0.0%                 | 0.0%            | 0.0%               | 0.0%              | 0.0%                                                | 0.0%                   | 0.0%                   |
| <b>Safety of Capital</b>                                                       |                                                                                               |                 |                 |                 |                      |                 |                    |                   |                                                     |                        |                        |
| Gearing                                                                        | Long Term Borrowing/ Funds & Reserves                                                         | 0.0%            | 0.0%            | 0.0%            | 0.0%                 | 0.0%            | 0.0%               | 0.0%              | 0.0%                                                | 0.0%                   | 0.0%                   |
| <b>Liquidity</b>                                                               |                                                                                               |                 |                 |                 |                      |                 |                    |                   |                                                     |                        |                        |
| Current Ratio                                                                  | Current assets/current liabilities                                                            | 0.3             | 0.3             | 0.3             | 0.3                  | 0.9             | 0.9                | 0.9               | 0.0                                                 | 0.1                    | 0.1                    |
| Current Ratio adjusted for aged debtors                                        | Current assets less debtors > 90 days/current liabilities                                     | 0.3             | 0.3             | 0.3             | 0.3                  | 0.9             | 0.9                | 0.9               | 0.0                                                 | 0.1                    | 0.1                    |
| Liquidity Ratio                                                                | Monetary Assets/Current Liabilities                                                           | 0.1             | 0.1             | 0.1             | 0.2                  | 0.7             | 0.7                | 0.5               | 0.1                                                 | 0.1                    | 0.1                    |
| <b>Revenue Management</b>                                                      |                                                                                               |                 |                 |                 |                      |                 |                    |                   |                                                     |                        |                        |
| Annual Debtors Collection Rate (Payment Level %)                               | Last 12 Mths Receipts/Last 12 Mths Billing %                                                  |                 | 0.0%            | 83.5%           | 107.8%               | 106.2%          | 107.1%             | 107.1%            | 78.2%                                               | 99.2%                  | 98.4%                  |
| Current Debtors Collection Rate (Cash receipts % of Ratepayer & Other revenue) |                                                                                               | 0.0%            | 83.5%           | 107.8%          | 106.2%               | 107.1%          | 107.1%             | 78.2%             | 99.2%                                               | 98.4%                  | 0.0%                   |
| Outstanding Debtors to Revenue                                                 | Total Outstanding Debtors to Annual Revenue                                                   | 27.5%           | 29.1%           | 34.4%           | 23.5%                | 33.0%           | 33.0%              | 44.4%             | 8.7%                                                | 10.6%                  | 12.2%                  |
| Longstanding Debtors Recovered                                                 | Debtors > 12 Mths Recovered/Total Debtors > 12 Months Old                                     |                 |                 |                 |                      |                 |                    |                   |                                                     |                        |                        |
| <b>Creditors Management</b>                                                    |                                                                                               |                 |                 |                 |                      |                 |                    |                   |                                                     |                        |                        |
| Creditors System Efficiency                                                    | % of Creditors Paid Within Terms (within 'MFMA' s 65(e))                                      |                 |                 |                 |                      |                 |                    |                   |                                                     |                        |                        |
| Creditors to Cash and Investments                                              |                                                                                               | 2069.6%         | -23837.9%       | -530.9%         | 378.1%               | 2899.5%         | 2899.5%            | -3381.9%          | 1156.6%                                             | 535.8%                 | 1497.3%                |
| <b>Other Indicators</b>                                                        |                                                                                               |                 |                 |                 |                      |                 |                    |                   |                                                     |                        |                        |
|                                                                                | Total Volume Losses (kW) technical                                                            | 0               | 488336253       | 0               | 311339207            | 311339207       | 311339207          | 0                 | 321184852                                           | 330047546              | 0                      |
|                                                                                | Total Volume Losses (kW) non technical                                                        |                 |                 |                 |                      |                 |                    |                   |                                                     |                        |                        |
| Electricity Distribution Losses (2)                                            | Total Cost of Losses (Rand '000)                                                              | -               | 527 403         | -               | 411 302              | 411 302         | 411 302            | -                 | 465 085                                             | 477 919                | -                      |
|                                                                                | % Volume (units purchased and generated less units sold)/units purchased and generated        | -               | 2187.0%         | 0.0%            | 1986.0%              | 1986.0%         | 1986.0%            | 0.0%              | 2138.0%                                             | 2093.0%                | 0.0%                   |
|                                                                                | Bulk Purchase                                                                                 |                 |                 |                 |                      |                 |                    |                   |                                                     |                        |                        |
|                                                                                | Water treatment works                                                                         |                 |                 |                 |                      |                 |                    |                   |                                                     |                        |                        |
|                                                                                | Natural sources                                                                               |                 |                 |                 |                      |                 |                    |                   |                                                     |                        |                        |
|                                                                                | Total Volume Losses (kℓ)                                                                      | -               | 58 725          | -               | 7 721                | 7 721           | 7 721              | -                 | 8 185                                               | 7 721                  | -                      |
| Water Distribution Losses (2)                                                  | Total Cost of Losses (Rand '000)                                                              | 0               | 592530255       | 0               | 87223834             | 87223834        | 87223834           | 0                 | 98004677                                            | 98004677               | 0                      |
|                                                                                | % Volume (units purchased and generated less units sold)/units purchased and generated        | -               | 5700.0%         | 0.0%            | 7300.0%              | 7300.0%         | 7300.0%            | 0.0%              | 5600.0%                                             | 5400.0%                | 0.0%                   |
| Employee costs                                                                 | Employee costs/(Total Revenue - capital revenue)                                              | 17.5%           | 17.2%           | 18.0%           | 19.1%                | 17.5%           | 17.5%              | 17.2%             | 16.8%                                               | 16.2%                  | 15.7%                  |
| Remuneration                                                                   | Total remuneration/(Total Revenue - capital revenue)                                          | 18.4%           | 18.0%           | 18.9%           | 20.0%                | 18.4%           | 18.4%              |                   | 17.7%                                               | 17.1%                  | 16.5%                  |
| Repairs & Maintenance                                                          | R&M/(Total Revenue excluding capital revenue)                                                 | 3.0%            | 11.5%           | 7.5%            | 7.2%                 | 7.3%            | 7.3%               |                   | 5.7%                                                | 5.6%                   | 5.3%                   |
| Finance charges & Depreciation                                                 | FC&D/(Total Revenue - capital revenue)                                                        | 9.6%            | 10.4%           | 15.0%           | 8.3%                 | 8.2%            | 8.2%               | 11.7%             | 6.4%                                                | 6.2%                   | 6.0%                   |
| <b>IDP regulation financial viability indicators</b>                           |                                                                                               |                 |                 |                 |                      |                 |                    |                   |                                                     |                        |                        |
| i. Debt coverage                                                               | (Total Operating Revenue - Operating Grants)/Debt service payments due within financial year) | 1 046.7         | 1 799.3         | 78 815.8        | 65 536.0             | 65 536.0        | 65 536.0           | -                 | -                                                   | -                      | -                      |
| ii.O/S Service Debtors to Revenue                                              | Total outstanding service debtors/annual revenue received for services                        | 17.6%           | 22.8%           | 29.6%           | 13.5%                | 29.3%           | 29.3%              | 43.2%             | -5.6%                                               | -1.3%                  | 2.5%                   |
| iii. Cost coverage                                                             | (Available cash + Investments)/monthly fixed operational expenditure                          | 0.4             | (0.1)           | (2.5)           | 2.3                  | 0.5             | 0.5                | (0.8)             | 0.6                                                 | 1.3                    | 1.2                    |

**References**

1. Consumer debtors > 12 months old are excluded from current assets
2. Only include if services provided by the municipality





| Municipal entity services                    |  | Ref.                                                                 | 2019/20       | 2020/21       | 2021/22       | Current Year 2022/23 |                 |                    | 2023/24 Medium Term Revenue & Expenditure Framework |                        |                        |  |
|----------------------------------------------|--|----------------------------------------------------------------------|---------------|---------------|---------------|----------------------|-----------------|--------------------|-----------------------------------------------------|------------------------|------------------------|--|
|                                              |  |                                                                      | Outcome       | Outcome       | Outcome       | Original Budget      | Adjusted Budget | Full Year Forecast | Budget Year 2023/24                                 | Budget Year +1 2024/25 | Budget Year +2 2025/26 |  |
| Name of municipal entity                     |  | Household service targets (000)                                      |               |               |               |                      |                 |                    |                                                     |                        |                        |  |
|                                              |  | <b>Water:</b>                                                        |               |               |               |                      |                 |                    |                                                     |                        |                        |  |
|                                              |  | Piped water inside dwelling                                          |               |               |               |                      |                 |                    |                                                     |                        |                        |  |
|                                              |  | Piped water inside yard (but not in dwelling)                        |               |               |               |                      |                 |                    |                                                     |                        |                        |  |
|                                              |  | Using public tap (at least min.service level)                        |               |               |               |                      |                 |                    |                                                     |                        |                        |  |
|                                              |  | Other water supply (at least min.service level)                      |               |               |               |                      |                 |                    |                                                     |                        |                        |  |
|                                              |  | Minimum Service Level and Above sub-total                            |               |               |               |                      |                 |                    |                                                     |                        |                        |  |
|                                              |  | Using public tap (< min.service level)                               |               |               |               |                      |                 |                    |                                                     |                        |                        |  |
|                                              |  | Other water supply (< min.service level)                             |               |               |               |                      |                 |                    |                                                     |                        |                        |  |
|                                              |  | No water supply                                                      |               |               |               |                      |                 |                    |                                                     |                        |                        |  |
|                                              |  | Below Minimum Service Level sub-total                                |               |               |               |                      |                 |                    |                                                     |                        |                        |  |
|                                              |  | Total number of households                                           |               |               |               |                      |                 |                    |                                                     |                        |                        |  |
|                                              |  | <b>Sanitation/sewage:</b>                                            |               |               |               |                      |                 |                    |                                                     |                        |                        |  |
|                                              |  | Flush toilet (connected to sewerage)                                 |               |               |               |                      |                 |                    |                                                     |                        |                        |  |
|                                              |  | Flush toilet (with septic tank)                                      |               |               |               |                      |                 |                    |                                                     |                        |                        |  |
|                                              |  | Chemical toilet                                                      |               |               |               |                      |                 |                    |                                                     |                        |                        |  |
|                                              |  | Pit toilet (ventilated)                                              |               |               |               |                      |                 |                    |                                                     |                        |                        |  |
|                                              |  | Other toilet provisions (> min.service level)                        |               |               |               |                      |                 |                    |                                                     |                        |                        |  |
|                                              |  | Minimum Service Level and Above sub-total                            |               |               |               |                      |                 |                    |                                                     |                        |                        |  |
|                                              |  | Bucket toilet                                                        |               |               |               |                      |                 |                    |                                                     |                        |                        |  |
|                                              |  | Other toilet provisions (< min.service level)                        |               |               |               |                      |                 |                    |                                                     |                        |                        |  |
|                                              |  | No toilet provisions                                                 |               |               |               |                      |                 |                    |                                                     |                        |                        |  |
|                                              |  | Below Minimum Service Level sub-total                                |               |               |               |                      |                 |                    |                                                     |                        |                        |  |
|                                              |  | Total number of households                                           |               |               |               |                      |                 |                    |                                                     |                        |                        |  |
|                                              |  | <b>Energy:</b>                                                       |               |               |               |                      |                 |                    |                                                     |                        |                        |  |
|                                              |  | Electricity (at least min.service level)                             |               |               |               |                      |                 |                    |                                                     |                        |                        |  |
|                                              |  | Electricity - prepaid (min.service level)                            |               |               |               |                      |                 |                    |                                                     |                        |                        |  |
|                                              |  | Minimum Service Level and Above sub-total                            |               |               |               |                      |                 |                    |                                                     |                        |                        |  |
|                                              |  | Electricity (< min.service level)                                    |               |               |               |                      |                 |                    |                                                     |                        |                        |  |
|                                              |  | Electricity - prepaid (< min. service level)                         |               |               |               |                      |                 |                    |                                                     |                        |                        |  |
|                                              |  | Other energy sources                                                 |               |               |               |                      |                 |                    |                                                     |                        |                        |  |
|                                              |  | Below Minimum Service Level sub-total                                |               |               |               |                      |                 |                    |                                                     |                        |                        |  |
|                                              |  | Total number of households                                           |               |               |               |                      |                 |                    |                                                     |                        |                        |  |
|                                              |  | <b>Refuse:</b>                                                       |               |               |               |                      |                 |                    |                                                     |                        |                        |  |
|                                              |  | Removed at least once a week                                         |               |               |               |                      |                 |                    |                                                     |                        |                        |  |
|                                              |  | Minimum Service Level and Above sub-total                            |               |               |               |                      |                 |                    |                                                     |                        |                        |  |
|                                              |  | Removed less frequently than once a week                             |               |               |               |                      |                 |                    |                                                     |                        |                        |  |
|                                              |  | Using communal refuse dump                                           |               |               |               |                      |                 |                    |                                                     |                        |                        |  |
|                                              |  | Using own refuse dump                                                |               |               |               |                      |                 |                    |                                                     |                        |                        |  |
|                                              |  | Other rubbish disposal                                               |               |               |               |                      |                 |                    |                                                     |                        |                        |  |
|                                              |  | No rubbish disposal                                                  |               |               |               |                      |                 |                    |                                                     |                        |                        |  |
|                                              |  | Below Minimum Service Level sub-total                                |               |               |               |                      |                 |                    |                                                     |                        |                        |  |
|                                              |  | Total number of households                                           |               |               |               |                      |                 |                    |                                                     |                        |                        |  |
| Services provided by 'external mechanisms'   |  | Ref.                                                                 | 2019/20       | 2020/21       | 2021/22       | Current Year 2022/23 |                 |                    | 2023/24 Medium Term Revenue & Expenditure Framework |                        |                        |  |
| Names of service providers                   |  | Household service targets (000)                                      |               |               |               |                      |                 |                    |                                                     |                        |                        |  |
|                                              |  | <b>Water:</b>                                                        |               |               |               |                      |                 |                    |                                                     |                        |                        |  |
|                                              |  | Piped water inside dwelling                                          |               |               |               |                      |                 |                    |                                                     |                        |                        |  |
|                                              |  | Piped water inside yard (but not in dwelling)                        |               |               |               |                      |                 |                    |                                                     |                        |                        |  |
|                                              |  | Using public tap (at least min.service level)                        |               |               |               |                      |                 |                    |                                                     |                        |                        |  |
|                                              |  | Other water supply (at least min.service level)                      |               |               |               |                      |                 |                    |                                                     |                        |                        |  |
|                                              |  | Minimum Service Level and Above sub-total                            |               |               |               |                      |                 |                    |                                                     |                        |                        |  |
|                                              |  | Using public tap (< min.service level)                               |               |               |               |                      |                 |                    |                                                     |                        |                        |  |
|                                              |  | Other water supply (< min.service level)                             |               |               |               |                      |                 |                    |                                                     |                        |                        |  |
|                                              |  | No water supply                                                      |               |               |               |                      |                 |                    |                                                     |                        |                        |  |
|                                              |  | Below Minimum Service Level sub-total                                |               |               |               |                      |                 |                    |                                                     |                        |                        |  |
|                                              |  | Total number of households                                           |               |               |               |                      |                 |                    |                                                     |                        |                        |  |
|                                              |  | <b>Sanitation/sewage:</b>                                            |               |               |               |                      |                 |                    |                                                     |                        |                        |  |
|                                              |  | Flush toilet (connected to sewerage)                                 |               |               |               |                      |                 |                    |                                                     |                        |                        |  |
|                                              |  | Flush toilet (with septic tank)                                      |               |               |               |                      |                 |                    |                                                     |                        |                        |  |
|                                              |  | Chemical toilet                                                      |               |               |               |                      |                 |                    |                                                     |                        |                        |  |
|                                              |  | Pit toilet (ventilated)                                              |               |               |               |                      |                 |                    |                                                     |                        |                        |  |
|                                              |  | Other toilet provisions (> min.service level)                        |               |               |               |                      |                 |                    |                                                     |                        |                        |  |
|                                              |  | Minimum Service Level and Above sub-total                            |               |               |               |                      |                 |                    |                                                     |                        |                        |  |
|                                              |  | Bucket toilet                                                        |               |               |               |                      |                 |                    |                                                     |                        |                        |  |
|                                              |  | Other toilet provisions (< min.service level)                        |               |               |               |                      |                 |                    |                                                     |                        |                        |  |
|                                              |  | No toilet provisions                                                 |               |               |               |                      |                 |                    |                                                     |                        |                        |  |
|                                              |  | Below Minimum Service Level sub-total                                |               |               |               |                      |                 |                    |                                                     |                        |                        |  |
|                                              |  | Total number of households                                           |               |               |               |                      |                 |                    |                                                     |                        |                        |  |
|                                              |  | <b>Energy:</b>                                                       |               |               |               |                      |                 |                    |                                                     |                        |                        |  |
|                                              |  | Electricity (at least min.service level)                             |               |               |               |                      |                 |                    |                                                     |                        |                        |  |
|                                              |  | Electricity - prepaid (min.service level)                            |               |               |               |                      |                 |                    |                                                     |                        |                        |  |
|                                              |  | Minimum Service Level and Above sub-total                            |               |               |               |                      |                 |                    |                                                     |                        |                        |  |
|                                              |  | Electricity (< min.service level)                                    |               |               |               |                      |                 |                    |                                                     |                        |                        |  |
|                                              |  | Electricity - prepaid (< min. service level)                         |               |               |               |                      |                 |                    |                                                     |                        |                        |  |
|                                              |  | Other energy sources                                                 |               |               |               |                      |                 |                    |                                                     |                        |                        |  |
|                                              |  | Below Minimum Service Level sub-total                                |               |               |               |                      |                 |                    |                                                     |                        |                        |  |
|                                              |  | Total number of households                                           |               |               |               |                      |                 |                    |                                                     |                        |                        |  |
|                                              |  | <b>Refuse:</b>                                                       |               |               |               |                      |                 |                    |                                                     |                        |                        |  |
|                                              |  | Removed at least once a week                                         |               |               |               |                      |                 |                    |                                                     |                        |                        |  |
|                                              |  | Minimum Service Level and Above sub-total                            |               |               |               |                      |                 |                    |                                                     |                        |                        |  |
|                                              |  | Removed less frequently than once a week                             |               |               |               |                      |                 |                    |                                                     |                        |                        |  |
|                                              |  | Using communal refuse dump                                           |               |               |               |                      |                 |                    |                                                     |                        |                        |  |
|                                              |  | Using own refuse dump                                                |               |               |               |                      |                 |                    |                                                     |                        |                        |  |
|                                              |  | Other rubbish disposal                                               |               |               |               |                      |                 |                    |                                                     |                        |                        |  |
|                                              |  | No rubbish disposal                                                  |               |               |               |                      |                 |                    |                                                     |                        |                        |  |
|                                              |  | Below Minimum Service Level sub-total                                |               |               |               |                      |                 |                    |                                                     |                        |                        |  |
|                                              |  | Total number of households                                           |               |               |               |                      |                 |                    |                                                     |                        |                        |  |
| Detail of Free Basic Services (FBS) provided |  | Ref.                                                                 | 2019/20       | 2020/21       | 2021/22       | Current Year 2022/23 |                 |                    | 2023/24 Medium Term Revenue & Expenditure Framework |                        |                        |  |
| Electricity                                  |  | Location of households for each type of FBS                          |               |               |               |                      |                 |                    |                                                     |                        |                        |  |
| List type of FBS service                     |  | Formal settlements - (50 kwh per indigent household per month Rands) | (160 887 969) | (178 281 971) | (207 895 664) | (225 991 773)        | (216 005 155)   | (216 005 155)      | (251 970 014)                                       | (279 031 593)          | (308 999 586)          |  |

|                |      |                                                                           |             |              |             |             |             |             |             |             |             |   |
|----------------|------|---------------------------------------------------------------------------|-------------|--------------|-------------|-------------|-------------|-------------|-------------|-------------|-------------|---|
|                |      | Number of HH receiving this type of FBS                                   | -           | -            | -           | -           | -           | -           | -           | -           | -           | - |
|                |      | Informal settlements (Rands)                                              | -           | -            | -           | -           | -           | -           | -           | -           | -           | - |
|                |      | Number of HH receiving this type of FBS                                   | -           | -            | -           | -           | -           | -           | -           | -           | -           | - |
|                |      | Informal settlements targeted for upgrading (Rands)                       | -           | -            | -           | -           | -           | -           | -           | -           | -           | - |
|                |      | Number of HH receiving this type of FBS                                   | -           | -            | -           | -           | -           | -           | -           | -           | -           | - |
|                |      | Living in informal backyard rental agreement (Rands)                      | -           | -            | -           | -           | -           | -           | -           | -           | -           | - |
|                |      | Number of HH receiving this type of FBS                                   | -           | -            | -           | -           | -           | -           | -           | -           | -           | - |
|                |      | Other (Rands)                                                             | -           | -            | -           | -           | -           | -           | -           | -           | -           | - |
|                |      | Number of HH receiving this type of FBS                                   | -           | -            | -           | -           | -           | -           | -           | -           | -           | - |
|                |      | Total cost of FBS - Electricity for informal settlements                  | -           | -            | -           | -           | -           | -           | -           | -           | -           | - |
| Water          | Ref. | Location of households for each type of FBS                               | -           | -            | -           | -           | -           | -           | -           | -           | -           | - |
|                |      | Formal settlements - (6 kilolitre per indigent household per month Rands) | 186 605 123 | 11 029 345   | 104 809 500 | 104 631 543 | 107 549 768 | 107 549 768 | 117 444 347 | 128 249 227 | 140 048 155 | - |
|                |      | Number of HH receiving this type of FBS                                   | -           | -            | -           | -           | -           | -           | -           | -           | -           | - |
|                |      | Informal settlements (Rands)                                              | -           | -            | -           | -           | -           | -           | -           | -           | -           | - |
|                |      | Number of HH receiving this type of FBS                                   | -           | -            | -           | -           | -           | -           | -           | -           | -           | - |
|                |      | Informal settlements targeted for upgrading (Rands)                       | -           | -            | -           | -           | -           | -           | -           | -           | -           | - |
|                |      | Number of HH receiving this type of FBS                                   | -           | -            | -           | -           | -           | -           | -           | -           | -           | - |
|                |      | Living in informal backyard rental agreement (Rands)                      | -           | -            | -           | -           | -           | -           | -           | -           | -           | - |
|                |      | Number of HH receiving this type of FBS                                   | -           | -            | -           | -           | -           | -           | -           | -           | -           | - |
|                |      | Other (Rands)                                                             | -           | -            | -           | -           | -           | -           | -           | -           | -           | - |
|                |      | Number of HH receiving this type of FBS                                   | -           | -            | -           | -           | -           | -           | -           | -           | -           | - |
|                |      | Total cost of FBS - Water for informal settlements                        | -           | -            | -           | -           | -           | -           | -           | -           | -           | - |
| Sanitation     | Ref. | Location of households for each type of FBS                               | -           | -            | -           | -           | -           | -           | -           | -           | -           | - |
|                |      | Formal settlements - (free sanitation service to indigent households)     | 184 851 341 | 17 640 952   | 184 630 789 | 210 491 475 | 203 381 825 | 203 381 825 | 214 161 062 | 224 654 954 | 235 213 737 | - |
|                |      | Number of HH receiving this type of FBS                                   | -           | -            | -           | -           | -           | -           | -           | -           | -           | - |
|                |      | Informal settlements (Rands)                                              | -           | -            | -           | -           | -           | -           | -           | -           | -           | - |
|                |      | Number of HH receiving this type of FBS                                   | -           | -            | -           | -           | -           | -           | -           | -           | -           | - |
|                |      | Informal settlements targeted for upgrading (Rands)                       | -           | -            | -           | -           | -           | -           | -           | -           | -           | - |
|                |      | Number of HH receiving this type of FBS                                   | -           | -            | -           | -           | -           | -           | -           | -           | -           | - |
|                |      | Living in informal backyard rental agreement (Rands)                      | -           | -            | -           | -           | -           | -           | -           | -           | -           | - |
|                |      | Number of HH receiving this type of FBS                                   | -           | -            | -           | -           | -           | -           | -           | -           | -           | - |
|                |      | Other (Rands)                                                             | -           | -            | -           | -           | -           | -           | -           | -           | -           | - |
|                |      | Number of HH receiving this type of FBS                                   | -           | -            | -           | -           | -           | -           | -           | -           | -           | - |
|                |      | Total cost of FBS - Sanitation for informal settlements                   | -           | -            | -           | -           | -           | -           | -           | -           | -           | - |
| Refuse Removal | Ref. | Location of households for each type of FBS                               | -           | -            | -           | -           | -           | -           | -           | -           | -           | - |
|                |      | Formal settlements - (removed once a week to indigent households)         | 86 949 365  | (13 900 265) | 113 150 552 | 136 999 746 | 142 833 295 | 142 833 295 | 150 403 460 | 157 773 229 | 165 188 571 | - |
|                |      | Number of HH receiving this type of FBS                                   | -           | -            | -           | -           | -           | -           | -           | -           | -           | - |
|                |      | Informal settlements (Rands)                                              | -           | -            | -           | -           | -           | -           | -           | -           | -           | - |
|                |      | Number of HH receiving this type of FBS                                   | -           | -            | -           | -           | -           | -           | -           | -           | -           | - |
|                |      | Informal settlements targeted for upgrading (Rands)                       | -           | -            | -           | -           | -           | -           | -           | -           | -           | - |
|                |      | Number of HH receiving this type of FBS                                   | -           | -            | -           | -           | -           | -           | -           | -           | -           | - |
|                |      | Living in informal backyard rental agreement (Rands)                      | -           | -            | -           | -           | -           | -           | -           | -           | -           | - |
|                |      | Number of HH receiving this type of FBS                                   | -           | -            | -           | -           | -           | -           | -           | -           | -           | - |
|                |      | Other (Rands)                                                             | -           | -            | -           | -           | -           | -           | -           | -           | -           | - |
|                |      | Number of HH receiving this type of FBS                                   | -           | -            | -           | -           | -           | -           | -           | -           | -           | - |
|                |      | Total cost of FBS - Refuse Removal for informal settlements               | -           | -            | -           | -           | -           | -           | -           | -           | -           | - |

**References**

1. Monthly household income threshold. Should include all sources of income.
2. Show the poverty analysis the municipality uses to determine its indigents policy and the provision of services
3. Include total of all housing units within the municipality
4. Number of subsidised dwellings to be constructed by the municipality under agency agreement with province
5. Provide estimate based on building approval information. Include any non-subsidised dwellings constructed by the municipality
6. Insert actual or estimated % increases assumed as a basis for budget calculations
7. Insert actual or estimated % collection rate assumed as a basis for budget calculations for each revenue group
8. Stand distance <= 200m from dwelling
9. Stand distance > 200m from dwelling
10. Borehole, spring, rain-water tank etc.
11. Must agree to total number of households in municipal area
12. Household income categories assume an average 4 person household. Stats SA - Census 2011 Questionnaire
13. Based on National poverty line of R515 per capita per month (2008 prices), assuming an average household size of 4 persons





**GT421 Emfuleni - Supporting Table SA11 Property rates summary**

| Description                                                         | Ref | 2019/20         | 2020/21         | 2021/22         | Current Year 2022/23 |                 |                    | 2023/24 Medium Term Revenue & Expenditure Framework |                        |                        |
|---------------------------------------------------------------------|-----|-----------------|-----------------|-----------------|----------------------|-----------------|--------------------|-----------------------------------------------------|------------------------|------------------------|
|                                                                     |     | Audited Outcome | Audited Outcome | Audited Outcome | Original Budget      | Adjusted Budget | Full Year Forecast | Budget Year 2023/24                                 | Budget Year +1 2024/25 | Budget Year +2 2025/26 |
| <b>Valuation:</b>                                                   | 1   | 2000/01/01      | 2000/01/01      | 2000/01/01      | 2000/01/01           |                 |                    |                                                     |                        |                        |
| Date of valuation:                                                  |     |                 |                 |                 |                      |                 |                    |                                                     |                        |                        |
| Financial year valuation used                                       |     |                 |                 |                 |                      |                 |                    |                                                     |                        |                        |
| Municipal by-laws s6 in place? (Y/N)                                | 2   |                 |                 |                 |                      |                 |                    |                                                     |                        |                        |
| Municipal/assistant valuer appointed? (Y/N)                         |     |                 |                 |                 |                      |                 |                    |                                                     |                        |                        |
| Municipal partnership s38 used? (Y/N)                               |     |                 |                 |                 |                      |                 |                    |                                                     |                        |                        |
| No. of assistant valuers (FTE)                                      | 3   |                 |                 |                 |                      |                 |                    |                                                     |                        |                        |
| No. of data collectors (FTE)                                        | 3   |                 |                 |                 |                      |                 |                    |                                                     |                        |                        |
| No. of internal valuers (FTE)                                       | 3   |                 |                 |                 |                      |                 |                    |                                                     |                        |                        |
| No. of external valuers (FTE)                                       | 3   |                 |                 |                 |                      |                 |                    |                                                     |                        |                        |
| No. of additional valuers (FTE)                                     | 4   |                 |                 |                 |                      |                 |                    |                                                     |                        |                        |
| Valuation appeal board established? (Y/N)                           |     |                 |                 |                 |                      |                 |                    |                                                     |                        |                        |
| Implementation time of new valuation roll (mths)                    |     |                 |                 |                 |                      |                 |                    |                                                     |                        |                        |
| No. of properties                                                   | 5   |                 |                 |                 |                      |                 |                    |                                                     |                        |                        |
| No. of sectional title values                                       | 5   |                 |                 |                 |                      |                 |                    |                                                     |                        |                        |
| No. of unreasonably difficult properties s7(2)                      |     |                 |                 |                 |                      |                 |                    |                                                     |                        |                        |
| No. of supplementary valuations                                     |     |                 |                 |                 |                      |                 |                    |                                                     |                        |                        |
| No. of valuation roll amendments                                    |     |                 |                 |                 |                      |                 |                    |                                                     |                        |                        |
| No. of objections by rate payers                                    |     |                 |                 |                 |                      |                 |                    |                                                     |                        |                        |
| No. of appeals by rate payers                                       |     |                 |                 |                 |                      |                 |                    |                                                     |                        |                        |
| No. of successful objections                                        | 8   |                 |                 |                 |                      |                 |                    |                                                     |                        |                        |
| No. of successful objections > 10%                                  | 8   |                 |                 |                 |                      |                 |                    |                                                     |                        |                        |
| Supplementary valuation                                             |     |                 |                 |                 |                      |                 |                    |                                                     |                        |                        |
| Public service infrastructure value (Rm)                            | 5   |                 |                 |                 |                      |                 |                    |                                                     |                        |                        |
| Municipality owned property value (Rm)                              |     |                 |                 |                 |                      |                 |                    |                                                     |                        |                        |
| <b>Valuation reductions:</b>                                        |     |                 |                 |                 |                      |                 |                    |                                                     |                        |                        |
| Valuation reductions-public infrastructure (Rm)                     |     |                 |                 |                 |                      |                 |                    |                                                     |                        |                        |
| Valuation reductions-nature reserves/park (Rm)                      |     |                 |                 |                 |                      |                 |                    |                                                     |                        |                        |
| Valuation reductions-mineral rights (Rm)                            |     |                 |                 |                 |                      |                 |                    |                                                     |                        |                        |
| Valuation reductions-R15,000 threshold (Rm)                         |     |                 |                 |                 |                      |                 |                    |                                                     |                        |                        |
| Valuation reductions-public worship (Rm)                            |     |                 |                 |                 |                      |                 |                    |                                                     |                        |                        |
| Valuation reductions-other (Rm)                                     |     |                 |                 |                 |                      |                 |                    |                                                     |                        |                        |
| <b>Total valuation reductions:</b>                                  |     | -               | -               | -               | -                    | -               | -                  | -                                                   | -                      | -                      |
| Total value used for rating (Rm)                                    | 5   |                 |                 |                 |                      |                 |                    |                                                     |                        |                        |
| Total land value (Rm)                                               | 5   |                 |                 |                 |                      |                 |                    |                                                     |                        |                        |
| Total value of improvements (Rm)                                    | 5   |                 |                 |                 |                      |                 |                    |                                                     |                        |                        |
| Total market value (Rm)                                             | 5   |                 |                 |                 |                      |                 |                    |                                                     |                        |                        |
| <b>Rating:</b>                                                      |     |                 |                 |                 |                      |                 |                    |                                                     |                        |                        |
| Residential rate used to determine rate for other categories? (Y/N) |     |                 |                 |                 |                      |                 |                    |                                                     |                        |                        |
| Differential rates used? (Y/N)                                      | 5   |                 |                 |                 |                      |                 |                    |                                                     |                        |                        |
| Limit on annual rate increase (s20)? (Y/N)                          |     |                 |                 |                 |                      |                 |                    |                                                     |                        |                        |
| Special rating area used? (Y/N)                                     |     |                 |                 |                 |                      |                 |                    |                                                     |                        |                        |
| Phasing-in properties s21 (number)                                  |     |                 |                 |                 |                      |                 |                    |                                                     |                        |                        |
| Rates policy accompanying budget? (Y/N)                             |     |                 |                 |                 |                      |                 |                    |                                                     |                        |                        |
| Fixed amount minimum value (R'000)                                  |     |                 |                 |                 |                      |                 |                    |                                                     |                        |                        |
| Non-residential prescribed ratio s19? (%)                           |     |                 |                 |                 |                      |                 |                    |                                                     |                        |                        |
| <b>Rate revenue:</b>                                                |     |                 |                 |                 |                      |                 |                    |                                                     |                        |                        |
| Rate revenue budget (R '000)                                        | 6   |                 |                 |                 |                      |                 |                    |                                                     |                        |                        |
| Rate revenue expected to collect (R'000)                            | 6   |                 |                 |                 |                      |                 |                    |                                                     |                        |                        |
| Expected cash collection rate (%)                                   |     |                 |                 |                 |                      |                 |                    |                                                     |                        |                        |
| Special rating areas (R'000)                                        | 7   |                 |                 |                 |                      |                 |                    |                                                     |                        |                        |
| Rebates, exemptions - indigent (R'000)                              |     |                 |                 |                 |                      |                 |                    |                                                     |                        |                        |
| Rebates, exemptions - pensioners (R'000)                            |     |                 |                 |                 |                      |                 |                    |                                                     |                        |                        |
| Rebates, exemptions - bona fide farm. (R'000)                       |     |                 |                 |                 |                      |                 |                    |                                                     |                        |                        |
| Rebates, exemptions - other (R'000)                                 |     |                 |                 |                 |                      |                 |                    |                                                     |                        |                        |
| Phase-in reductions/discounts (R'000)                               |     |                 |                 |                 |                      |                 |                    |                                                     |                        |                        |
| <b>Total rebates,exemptns,eductns,discs (R'000)</b>                 |     | -               | -               | -               | -                    | -               | -                  | -                                                   | -                      | -                      |

**References**

1. All numbers to be expressed as whole numbers except FTEs and Rates in the Rand
2. To give effect to rates policy
3. Full Time Equivalent (FTE) should be expressed to one decimal place and takes into account full time and part time staff
4. Required to implement new system (FTE)
5. Provide relevant information for historical comparisons. Must reconcile to the total of Table SA12
6. Current and budget year must reconcile to Table A4 Budgeted Financial Performance (revenue and expenditure)
7. Included in rate revenue budget
8. In favour of the rate-payer

**GT421 Emfuleni - Supporting Table SA12a Property rates by category (current year)**

| Description                                             | Ref | Business and commercial properties | Industrial properties | Mining properties | Residential properties | Agricultural properties | Public benefit organisations | Public service purpose properties | Public service infrastructure properties | Vacant land | Sport Clubs and Fields (Bitou only) | Sectional Title Garages (Drakenstein only) |
|---------------------------------------------------------|-----|------------------------------------|-----------------------|-------------------|------------------------|-------------------------|------------------------------|-----------------------------------|------------------------------------------|-------------|-------------------------------------|--------------------------------------------|
| <b>Current Year 2022/23</b>                             |     |                                    |                       |                   |                        |                         |                              |                                   |                                          |             |                                     |                                            |
| <b>Valuation:</b>                                       |     |                                    |                       |                   |                        |                         |                              |                                   |                                          |             |                                     |                                            |
| No. of properties                                       |     |                                    |                       |                   |                        |                         |                              |                                   |                                          |             |                                     |                                            |
| No. of sectional title property values                  |     |                                    |                       |                   |                        |                         |                              |                                   |                                          |             |                                     |                                            |
| No. of unreasonably difficult properties s7(2)          |     |                                    |                       |                   |                        |                         |                              |                                   |                                          |             |                                     |                                            |
| No. of supplementary valuations                         |     |                                    |                       |                   |                        |                         |                              |                                   |                                          |             |                                     |                                            |
| Supplementary valuation (Rm)                            |     |                                    |                       |                   |                        |                         |                              |                                   |                                          |             |                                     |                                            |
| No. of valuation roll amendments                        |     |                                    |                       |                   |                        |                         |                              |                                   |                                          |             |                                     |                                            |
| No. of objections by rate-payers                        |     |                                    |                       |                   |                        |                         |                              |                                   |                                          |             |                                     |                                            |
| No. of appeals by rate-payers                           |     |                                    |                       |                   |                        |                         |                              |                                   |                                          |             |                                     |                                            |
| No. of appeals by rate-payers finalised                 |     |                                    |                       |                   |                        |                         |                              |                                   |                                          |             |                                     |                                            |
| No. of successful objections                            | 5   |                                    |                       |                   |                        |                         |                              |                                   |                                          |             |                                     |                                            |
| No. of successful objections > 10%                      | 5   |                                    |                       |                   |                        |                         |                              |                                   |                                          |             |                                     |                                            |
| Estimated no. of properties not valued                  |     |                                    |                       |                   |                        |                         |                              |                                   |                                          |             |                                     |                                            |
| Years since last valuation (select)                     |     |                                    |                       |                   |                        |                         |                              |                                   |                                          |             |                                     |                                            |
| Frequency of valuation (select)                         |     |                                    |                       |                   |                        |                         |                              |                                   |                                          |             |                                     |                                            |
| Method of valuation used (select)                       |     |                                    |                       |                   |                        |                         |                              |                                   |                                          |             |                                     |                                            |
| Base of valuation (select)                              |     |                                    |                       |                   |                        |                         |                              |                                   |                                          |             |                                     |                                            |
| Phasing-in properties s21 (number)                      |     |                                    |                       |                   |                        |                         |                              |                                   |                                          |             |                                     |                                            |
| Combination of rating types used? (Y/N)                 |     |                                    |                       |                   |                        |                         |                              |                                   |                                          |             |                                     |                                            |
| Flat rate used? (Y/N)                                   |     |                                    |                       |                   |                        |                         |                              |                                   |                                          |             |                                     |                                            |
| Is balance rated by uniform rate/variable rate?         |     |                                    |                       |                   |                        |                         |                              |                                   |                                          |             |                                     |                                            |
| <b>Valuation reductions:</b>                            |     |                                    |                       |                   |                        |                         |                              |                                   |                                          |             |                                     |                                            |
| Valuation reductions-public infrastructure (Rm)         |     |                                    |                       |                   |                        |                         |                              |                                   |                                          |             |                                     |                                            |
| Valuation reductions-nature reserves/park (Rm)          |     |                                    |                       |                   |                        |                         |                              |                                   |                                          |             |                                     |                                            |
| Valuation reductions-mineral rights (Rm)                |     |                                    |                       |                   |                        |                         |                              |                                   |                                          |             |                                     |                                            |
| Valuation reductions-R15,000 threshold (Rm)             |     |                                    |                       |                   |                        |                         |                              |                                   |                                          |             |                                     |                                            |
| Valuation reductions-public worship (Rm)                |     |                                    |                       |                   |                        |                         |                              |                                   |                                          |             |                                     |                                            |
| Valuation reductions-other (Rm)                         | 2   |                                    |                       |                   |                        |                         |                              |                                   |                                          |             |                                     |                                            |
| <b>Total valuation reductions:</b>                      |     |                                    |                       |                   |                        |                         |                              |                                   |                                          |             |                                     |                                            |
| Total value used for rating (Rm)                        | 6   |                                    |                       |                   |                        |                         |                              |                                   |                                          |             |                                     |                                            |
| Total land value (Rm)                                   | 6   |                                    |                       |                   |                        |                         |                              |                                   |                                          |             |                                     |                                            |
| Total value of improvements (Rm)                        | 6   |                                    |                       |                   |                        |                         |                              |                                   |                                          |             |                                     |                                            |
| Total market value (Rm)                                 | 6   |                                    |                       |                   |                        |                         |                              |                                   |                                          |             |                                     |                                            |
| <b>Rating:</b>                                          |     |                                    |                       |                   |                        |                         |                              |                                   |                                          |             |                                     |                                            |
| Average rate                                            | 3   |                                    |                       |                   |                        |                         |                              |                                   |                                          |             |                                     |                                            |
| Rate revenue budget (R '000)                            |     |                                    |                       |                   |                        |                         |                              |                                   |                                          |             |                                     |                                            |
| Rate revenue expected to collect (R'000)                |     |                                    |                       |                   |                        |                         |                              |                                   |                                          |             |                                     |                                            |
| Expected cash collection rate (%)                       | 4   |                                    |                       |                   |                        |                         |                              |                                   |                                          |             |                                     |                                            |
| Special rating areas (R'000)                            |     |                                    |                       |                   |                        |                         |                              |                                   |                                          |             |                                     |                                            |
| Rebates, exemptions - indigent (R'000)                  |     |                                    |                       |                   |                        |                         |                              |                                   |                                          |             |                                     |                                            |
| Rebates, exemptions - pensioners (R'000)                |     |                                    |                       |                   |                        |                         |                              |                                   |                                          |             |                                     |                                            |
| Rebates, exemptions - bona fide farm. (R'000)           |     |                                    |                       |                   |                        |                         |                              |                                   |                                          |             |                                     |                                            |
| Rebates, exemptions - other (R'000)                     |     |                                    |                       |                   |                        |                         |                              |                                   |                                          |             |                                     |                                            |
| Phase-in reductions/discounts (R'000)                   |     |                                    |                       |                   |                        |                         |                              |                                   |                                          |             |                                     |                                            |
| <b>Total rebates, exemptns, reductns, discs (R'000)</b> |     |                                    |                       |                   |                        |                         |                              |                                   |                                          |             |                                     |                                            |

References

1. Land & Assistance Act, Restitution of Land Rights, Communal Property Associations
2. Include value of additional reductions is 'free' value greater than MPRA minimum.
3. Average rate - cents in the Rand. Eg 10.26 cents in the Rand is 0.1026, expressed to 6 decimal places maximum
4. Include arrears collections
5. In favour of the rate-payer
6. Provide relevant information for historical comparisons.

**GT421 Emfuleni - Supporting Table SA12b Property rates by category (budget year)**

| Description                                         | Ref | Business and commercial properties | Industrial properties | Mining properties | Residential properties | Agricultural properties | Public benefit organisations | Public service purpose properties | Public service infrastructure properties | Vacant land | Sport Clubs and Fields (Bitou only) | Sectional Title Garages (Drakenstein only) |
|-----------------------------------------------------|-----|------------------------------------|-----------------------|-------------------|------------------------|-------------------------|------------------------------|-----------------------------------|------------------------------------------|-------------|-------------------------------------|--------------------------------------------|
| <b>Budget Year 2023/24</b>                          |     |                                    |                       |                   |                        |                         |                              |                                   |                                          |             |                                     |                                            |
| <b>Valuation:</b>                                   |     |                                    |                       |                   |                        |                         |                              |                                   |                                          |             |                                     |                                            |
| No. of properties                                   |     |                                    |                       |                   |                        |                         |                              |                                   |                                          |             |                                     |                                            |
| No. of sectional title property values              |     |                                    |                       |                   |                        |                         |                              |                                   |                                          |             |                                     |                                            |
| No. of unreasonably difficult properties s7(2)      |     |                                    |                       |                   |                        |                         |                              |                                   |                                          |             |                                     |                                            |
| No. of supplementary valuations                     |     |                                    |                       |                   |                        |                         |                              |                                   |                                          |             |                                     |                                            |
| Supplementary valuation (Rm)                        |     |                                    |                       |                   |                        |                         |                              |                                   |                                          |             |                                     |                                            |
| No. of valuation roll amendments                    |     |                                    |                       |                   |                        |                         |                              |                                   |                                          |             |                                     |                                            |
| No. of objections by rate-payers                    |     |                                    |                       |                   |                        |                         |                              |                                   |                                          |             |                                     |                                            |
| No. of appeals by rate-payers                       |     |                                    |                       |                   |                        |                         |                              |                                   |                                          |             |                                     |                                            |
| No. of appeals by rate-payers finalised             |     |                                    |                       |                   |                        |                         |                              |                                   |                                          |             |                                     |                                            |
| No. of successful objections                        | 5   |                                    |                       |                   |                        |                         |                              |                                   |                                          |             |                                     |                                            |
| No. of successful objections > 10%                  | 5   |                                    |                       |                   |                        |                         |                              |                                   |                                          |             |                                     |                                            |
| Estimated no. of properties not valued              |     |                                    |                       |                   |                        |                         |                              |                                   |                                          |             |                                     |                                            |
| Years since last valuation (select)                 |     |                                    |                       |                   |                        |                         |                              |                                   |                                          |             |                                     |                                            |
| Frequency of valuation (select)                     |     |                                    |                       |                   |                        |                         |                              |                                   |                                          |             |                                     |                                            |
| Method of valuation used (select)                   |     |                                    |                       |                   |                        |                         |                              |                                   |                                          |             |                                     |                                            |
| Base of valuation (select)                          |     |                                    |                       |                   |                        |                         |                              |                                   |                                          |             |                                     |                                            |
| Phasing-in properties s21 (number)                  |     |                                    |                       |                   |                        |                         |                              |                                   |                                          |             |                                     |                                            |
| Combination of rating types used? (Y/N)             |     |                                    |                       |                   |                        |                         |                              |                                   |                                          |             |                                     |                                            |
| Fiat rate used? (Y/N)                               |     |                                    |                       |                   |                        |                         |                              |                                   |                                          |             |                                     |                                            |
| Is balance rated by uniform rate/variable rate?     |     |                                    |                       |                   |                        |                         |                              |                                   |                                          |             |                                     |                                            |
| <b>Valuation reductions:</b>                        |     |                                    |                       |                   |                        |                         |                              |                                   |                                          |             |                                     |                                            |
| Valuation reductions-public infrastructure (Rm)     |     |                                    |                       |                   |                        |                         |                              |                                   |                                          |             |                                     |                                            |
| Valuation reductions-nature reserves/park (Rm)      |     |                                    |                       |                   |                        |                         |                              |                                   |                                          |             |                                     |                                            |
| Valuation reductions-mineral rights (Rm)            |     |                                    |                       |                   |                        |                         |                              |                                   |                                          |             |                                     |                                            |
| Valuation reductions-R15,000 threshold (Rm)         |     |                                    |                       |                   |                        |                         |                              |                                   |                                          |             |                                     |                                            |
| Valuation reductions-public worship (Rm)            |     |                                    |                       |                   |                        |                         |                              |                                   |                                          |             |                                     |                                            |
| Valuation reductions-other (Rm)                     | 2   |                                    |                       |                   |                        |                         |                              |                                   |                                          |             |                                     |                                            |
| <b>Total valuation reductions:</b>                  |     |                                    |                       |                   |                        |                         |                              |                                   |                                          |             |                                     |                                            |
| Total value used for rating (Rm)                    | 6   |                                    |                       |                   |                        |                         |                              |                                   |                                          |             |                                     |                                            |
| Total land value (Rm)                               | 6   |                                    |                       |                   |                        |                         |                              |                                   |                                          |             |                                     |                                            |
| Total value of improvements (Rm)                    | 6   |                                    |                       |                   |                        |                         |                              |                                   |                                          |             |                                     |                                            |
| Total market value (Rm)                             | 6   |                                    |                       |                   |                        |                         |                              |                                   |                                          |             |                                     |                                            |
| <b>Rating:</b>                                      |     |                                    |                       |                   |                        |                         |                              |                                   |                                          |             |                                     |                                            |
| Average rate                                        | 3   |                                    |                       |                   |                        |                         |                              |                                   |                                          |             |                                     |                                            |
| Rate revenue budget (R '000)                        |     |                                    |                       |                   |                        |                         |                              |                                   |                                          |             |                                     |                                            |
| Rate revenue expected to collect (R'000)            |     |                                    |                       |                   |                        |                         |                              |                                   |                                          |             |                                     |                                            |
| Expected cash collection rate (%)                   | 4   |                                    |                       |                   |                        |                         |                              |                                   |                                          |             |                                     |                                            |
| Special rating areas (R'000)                        |     |                                    |                       |                   |                        |                         |                              |                                   |                                          |             |                                     |                                            |
| Rebates, exemptions - indigent (R'000)              |     |                                    |                       |                   |                        |                         |                              |                                   |                                          |             |                                     |                                            |
| Rebates, exemptions - pensioners (R'000)            |     |                                    |                       |                   |                        |                         |                              |                                   |                                          |             |                                     |                                            |
| Rebates, exemptions - bona fide farm. (R'000)       |     |                                    |                       |                   |                        |                         |                              |                                   |                                          |             |                                     |                                            |
| Rebates, exemptions - other (R'000)                 |     |                                    |                       |                   |                        |                         |                              |                                   |                                          |             |                                     |                                            |
| Phase-in reductions/discounts (R'000)               |     |                                    |                       |                   |                        |                         |                              |                                   |                                          |             |                                     |                                            |
| <b>Total rebates,exemptns,eductns,discs (R'000)</b> |     |                                    |                       |                   |                        |                         |                              |                                   |                                          |             |                                     |                                            |

References

1. Land & Assistance Act, Restitution of Land Rights, Communal Property Associations
2. Include value of additional reductions is 'free' value greater than MPRA minimum.
3. Average rate - cents in the Rand. Eg 10.26 cents in the Rand is 0.1026, expressed to 6 decimal places maximum
4. Include arrears collections
5. In favour of the rate-payer

6. *Provide relevant information for historical comparisons.*

GT421 Emfuleni - Supporting Table SA13a Service Tariffs by category

| Description                                       | Ref | Provide description of tariff structure where appropriate | 2019/20 | 2020/21 | 2021/22 | Current Year 2022/23 | 2023/24 Medium Term Revenue & Expenditure Framework |                        |                        |
|---------------------------------------------------|-----|-----------------------------------------------------------|---------|---------|---------|----------------------|-----------------------------------------------------|------------------------|------------------------|
|                                                   |     |                                                           |         |         |         |                      | Budget Year 2023/24                                 | Budget Year +1 2024/25 | Budget Year +2 2025/26 |
| <b>Property rates (rate in the Rand)</b>          | 1   |                                                           |         |         |         |                      |                                                     |                        |                        |
| Residential properties                            |     |                                                           |         |         |         |                      |                                                     |                        |                        |
| Residential properties - vacant land              |     |                                                           |         |         |         |                      |                                                     |                        |                        |
| Formal/informal settlements                       |     |                                                           |         |         |         |                      |                                                     |                        |                        |
| Small holdings                                    |     |                                                           |         |         |         |                      |                                                     |                        |                        |
| Farm properties - used                            |     |                                                           |         |         |         |                      |                                                     |                        |                        |
| Farm properties - not used                        |     |                                                           |         |         |         |                      |                                                     |                        |                        |
| Industrial properties                             |     |                                                           |         |         |         |                      |                                                     |                        |                        |
| Business and commercial properties                |     |                                                           |         |         |         |                      |                                                     |                        |                        |
| Communal land - residential                       |     |                                                           |         |         |         |                      |                                                     |                        |                        |
| Communal land - small holdings                    |     |                                                           |         |         |         |                      |                                                     |                        |                        |
| Communal land - farm property                     |     |                                                           |         |         |         |                      |                                                     |                        |                        |
| Communal land - business and commercial           |     |                                                           |         |         |         |                      |                                                     |                        |                        |
| Communal land - other                             |     |                                                           |         |         |         |                      |                                                     |                        |                        |
| State-owned properties                            |     |                                                           |         |         |         |                      |                                                     |                        |                        |
| Municipal properties                              |     |                                                           |         |         |         |                      |                                                     |                        |                        |
| Public service infrastructure                     |     |                                                           |         |         |         |                      |                                                     |                        |                        |
| Privately owned towns serviced by the owner       |     |                                                           |         |         |         |                      |                                                     |                        |                        |
| State trust land                                  |     |                                                           |         |         |         |                      |                                                     |                        |                        |
| Restitution and redistribution properties         |     |                                                           |         |         |         |                      |                                                     |                        |                        |
| Protected areas                                   |     |                                                           |         |         |         |                      |                                                     |                        |                        |
| National monuments properties                     |     |                                                           |         |         |         |                      |                                                     |                        |                        |
| <b>Property rates by usage</b>                    |     |                                                           |         |         |         |                      |                                                     |                        |                        |
| Business and commercial properties                |     |                                                           |         |         |         |                      |                                                     |                        |                        |
| Industrial properties                             |     |                                                           |         |         |         |                      |                                                     |                        |                        |
| Mining properties                                 |     |                                                           |         |         |         |                      |                                                     |                        |                        |
| Residential properties                            |     |                                                           |         |         |         |                      |                                                     |                        |                        |
| Agricultural properties                           |     |                                                           |         |         |         |                      |                                                     |                        |                        |
| Public benefit organisations                      |     |                                                           |         |         |         |                      |                                                     |                        |                        |
| Public service purpose properties                 |     |                                                           |         |         |         |                      |                                                     |                        |                        |
| Public service infrastructure properties          |     |                                                           |         |         |         |                      |                                                     |                        |                        |
| Vacant land                                       |     |                                                           |         |         |         |                      |                                                     |                        |                        |
| Sport Clubs and Fields (Bitou only)               |     |                                                           |         |         |         |                      |                                                     |                        |                        |
| Sectional Title Garages (Drakenstein only)        |     |                                                           |         |         |         |                      |                                                     |                        |                        |
| <b>Exemptions, reductions and rebates (Rands)</b> |     |                                                           |         |         |         |                      |                                                     |                        |                        |
| <b>Residential properties</b>                     |     |                                                           |         |         |         |                      |                                                     |                        |                        |
| R15 000 threshold rebate                          |     |                                                           | 15 000  | 15 000  | 15 000  | 15 000               | 15 000                                              | 15 000                 | 15 000                 |
| General residential rebate                        |     |                                                           |         |         |         |                      |                                                     |                        |                        |
| Indigent rebate or exemption                      |     |                                                           |         |         |         |                      |                                                     |                        |                        |
| Pensioners/social grants rebate or exemption      |     |                                                           |         |         |         |                      |                                                     |                        |                        |
| Temporary relief rebate or exemption              |     |                                                           |         |         |         |                      |                                                     |                        |                        |
| Bona fide farmers rebate or exemption             |     |                                                           |         |         |         |                      |                                                     |                        |                        |
| <b>Other rebates or exemptions</b>                | 2   |                                                           |         |         |         |                      |                                                     |                        |                        |
| <b>Water tariffs</b>                              |     |                                                           |         |         |         |                      |                                                     |                        |                        |
| <b>Domestic</b>                                   |     |                                                           |         |         |         |                      |                                                     |                        |                        |
| Basic charge/ fixed fee (Rands/month)             |     |                                                           |         |         |         |                      |                                                     |                        |                        |
| Service point - vacant land (Rands/month)         |     |                                                           |         |         |         |                      |                                                     |                        |                        |
| Water usage - flat rate tariff (c/k)              |     |                                                           |         |         |         |                      |                                                     |                        |                        |
| Water usage - life line tariff                    |     | (describe structure)                                      |         |         |         |                      |                                                     |                        |                        |
| Water usage - Block 1 (c/kl)                      |     | (fill in thresholds)                                      |         |         |         |                      |                                                     |                        |                        |
| Water usage - Block 2 (c/kl)                      |     | (fill in thresholds)                                      |         |         |         |                      |                                                     |                        |                        |

Water usage - Block 3 (c/kl)  
 Water usage - Block 4 (c/kl)  
 Water usage - Block 5 (c/kl)  
 Water usage - Block 6 (c/kl)

**Other**

**Waste water tariffs**

**Domestic**

Basic charge/ fixed fee (Rands/month)  
 Service point - vacant land (Rands/month)  
 Waste water - flat rate tariff (c/kl)  
 Volumetric charge - Block 1 (c/kl)  
 Volumetric charge - Block 2 (c/kl)  
 Volumetric charge - Block 3 (c/kl)

2

|                      |  |  |  |  |  |  |  |
|----------------------|--|--|--|--|--|--|--|
| (fill in thresholds) |  |  |  |  |  |  |  |
| (fill in thresholds) |  |  |  |  |  |  |  |
| (fill in thresholds) |  |  |  |  |  |  |  |
| (fill in thresholds) |  |  |  |  |  |  |  |
|                      |  |  |  |  |  |  |  |
|                      |  |  |  |  |  |  |  |
| (fill in structure)  |  |  |  |  |  |  |  |
| (fill in structure)  |  |  |  |  |  |  |  |
| (fill in structure)  |  |  |  |  |  |  |  |

|                                           |   |                         |  |  |  |  |  |  |  |
|-------------------------------------------|---|-------------------------|--|--|--|--|--|--|--|
| Volumetric charge - Block 4 (c/kl)        |   |                         |  |  |  |  |  |  |  |
| <b>Other</b>                              | 2 | (fill in structure)     |  |  |  |  |  |  |  |
| <b>Electricity tariffs</b>                |   |                         |  |  |  |  |  |  |  |
| <b>Domestic</b>                           |   |                         |  |  |  |  |  |  |  |
| Basic charge/ fixed fee (Rands/month)     |   |                         |  |  |  |  |  |  |  |
| Service point - vacant land (Rands/month) |   |                         |  |  |  |  |  |  |  |
| FBE                                       |   | (how is this targeted?) |  |  |  |  |  |  |  |
| Life-line tariff - meter                  |   | (describe structure)    |  |  |  |  |  |  |  |
| Life-line tariff - prepaid                |   | (describe structure)    |  |  |  |  |  |  |  |
| Flat rate tariff - meter (c/kwh)          |   |                         |  |  |  |  |  |  |  |
| Flat rate tariff - prepaid(c/kwh)         |   |                         |  |  |  |  |  |  |  |
| Meter - IBT Block 1 (c/kwh)               |   | (fill in thresholds)    |  |  |  |  |  |  |  |
| Meter - IBT Block 2 (c/kwh)               |   | (fill in thresholds)    |  |  |  |  |  |  |  |
| Meter - IBT Block 3 (c/kwh)               |   | (fill in thresholds)    |  |  |  |  |  |  |  |
| Meter - IBT Block 4 (c/kwh)               |   | (fill in thresholds)    |  |  |  |  |  |  |  |
| Meter - IBT Block 5 (c/kwh)               |   | (fill in thresholds)    |  |  |  |  |  |  |  |
| Prepaid - IBT Block 1 (c/kwh)             |   | (fill in thresholds)    |  |  |  |  |  |  |  |
| Prepaid - IBT Block 2 (c/kwh)             |   | (fill in thresholds)    |  |  |  |  |  |  |  |
| Prepaid - IBT Block 3 (c/kwh)             |   | (fill in thresholds)    |  |  |  |  |  |  |  |
| Prepaid - IBT Block 4 (c/kwh)             |   | (fill in thresholds)    |  |  |  |  |  |  |  |
| Prepaid - IBT Block 5 (c/kwh)             |   | (fill in thresholds)    |  |  |  |  |  |  |  |
| <b>Other</b>                              | 2 |                         |  |  |  |  |  |  |  |
| <b>Waste management tariffs</b>           |   |                         |  |  |  |  |  |  |  |
| <b>Domestic</b>                           |   |                         |  |  |  |  |  |  |  |
| Street cleaning charge                    |   |                         |  |  |  |  |  |  |  |
| Basic charge/ fixed fee                   |   |                         |  |  |  |  |  |  |  |
| 80l bin - once a week                     |   |                         |  |  |  |  |  |  |  |
| 250l bin - once a week                    |   |                         |  |  |  |  |  |  |  |

References

1. If properties are not rated or zero rated this must be indicated as such
2. Please provide detailed descriptions on Sheet SA13b



GT421 Emfuleni - Supporting Table SA13b Service Tariffs by category - explanatory

| Description                                       | Ref | Provide description of tariff structure where appropriate                                                                                                                                                                                                                                         | 2019/20 | 2020/21 | 2021/22 | Current Year 2022/23 | 2023/24 Medium Term Revenue & Expenditure Framework |                        |                        |
|---------------------------------------------------|-----|---------------------------------------------------------------------------------------------------------------------------------------------------------------------------------------------------------------------------------------------------------------------------------------------------|---------|---------|---------|----------------------|-----------------------------------------------------|------------------------|------------------------|
|                                                   |     |                                                                                                                                                                                                                                                                                                   |         |         |         |                      | Budget Year 2023/24                                 | Budget Year +1 2024/25 | Budget Year +2 2025/26 |
| <b>Exemptions, reductions and rebates (Rands)</b> |     |                                                                                                                                                                                                                                                                                                   |         |         |         |                      |                                                     |                        |                        |
| -<br>[Insert lines as applicable]                 |     | -                                                                                                                                                                                                                                                                                                 | -       | -       | -       | -                    | -                                                   | -                      | -                      |
| <b>Water tariffs</b>                              |     |                                                                                                                                                                                                                                                                                                   |         |         |         |                      |                                                     |                        |                        |
| -<br>[Insert blocks as applicable]                |     | 0<br>(fill in thresholds)<br>(fill in thresholds)<br>(fill in thresholds)<br>(fill in thresholds)<br>(fill in thresholds)<br>(fill in thresholds)<br>(fill in thresholds)<br>(fill in thresholds)<br>(fill in thresholds)                                                                         | -       | -       | -       | -                    | -                                                   | -                      | -                      |
| <b>Waste water tariffs</b>                        |     |                                                                                                                                                                                                                                                                                                   |         |         |         |                      |                                                     |                        |                        |
| -<br>[Insert blocks as applicable]                |     | 0<br>(fill in structure)<br>(fill in structure)<br>(fill in structure)<br>(fill in structure)<br>(fill in structure)<br>(fill in structure)<br>(fill in structure)<br>(fill in structure)                                                                                                         | -       | -       | -       | -                    | -                                                   | -                      | -                      |
| <b>Electricity tariffs</b>                        |     |                                                                                                                                                                                                                                                                                                   |         |         |         |                      |                                                     |                        |                        |
| -<br>[Insert blocks as applicable]                |     | 0<br>(fill in thresholds)<br>(fill in thresholds)<br>(fill in thresholds)<br>(fill in thresholds)<br>(fill in thresholds)<br>(fill in thresholds)<br>(fill in thresholds)<br>(fill in thresholds)<br>(fill in thresholds)<br>(fill in thresholds)<br>(fill in thresholds)<br>(fill in thresholds) | -       | -       | -       | -                    | -                                                   | -                      | -                      |

**GT421 Emfuleni - Supporting Table SA14 Household bills**

| Description                                                                               | Ref | 2019/20         | 2020/21         | 2021/22         | Current Year 2022/23 |                 |                    | 2023/24 Medium Term Revenue & Expenditure Framework |                     |                        |                        |
|-------------------------------------------------------------------------------------------|-----|-----------------|-----------------|-----------------|----------------------|-----------------|--------------------|-----------------------------------------------------|---------------------|------------------------|------------------------|
|                                                                                           |     | Audited Outcome | Audited Outcome | Audited Outcome | Original Budget      | Adjusted Budget | Full Year Forecast | Budget Year 2023/24 % incr.                         | Budget Year 2023/24 | Budget Year +1 2024/25 | Budget Year +2 2025/26 |
| <b>Rand/cent</b>                                                                          |     |                 |                 |                 |                      |                 |                    |                                                     |                     |                        |                        |
| <b>Monthly Account for Household - 'Middle Income Range'</b>                              | 1   |                 |                 |                 |                      |                 |                    |                                                     |                     |                        |                        |
| <b>Rates and services charges:</b>                                                        |     |                 |                 |                 |                      |                 |                    |                                                     |                     |                        |                        |
| Property rates                                                                            |     |                 |                 |                 |                      |                 |                    |                                                     |                     |                        |                        |
| Electricity: Basic levy                                                                   |     |                 |                 |                 |                      |                 |                    |                                                     |                     |                        |                        |
| Electricity: Consumption                                                                  |     |                 |                 |                 |                      |                 |                    |                                                     |                     |                        |                        |
| Water: Basic levy                                                                         |     |                 |                 |                 |                      |                 |                    |                                                     |                     |                        |                        |
| Water: Consumption                                                                        |     |                 |                 |                 |                      |                 |                    |                                                     |                     |                        |                        |
| Sanitation                                                                                |     |                 |                 |                 |                      |                 |                    |                                                     |                     |                        |                        |
| Refuse removal                                                                            |     |                 |                 |                 |                      |                 |                    |                                                     |                     |                        |                        |
| Other                                                                                     |     |                 |                 |                 |                      |                 |                    |                                                     |                     |                        |                        |
| <b>sub-total</b>                                                                          |     | -               | -               | -               | -                    | -               | -                  | -                                                   | -                   | -                      | -                      |
| VAT on Services                                                                           |     |                 |                 |                 |                      |                 |                    |                                                     |                     |                        |                        |
| <b>Total large household bill:</b>                                                        |     | -               | -               | -               | -                    | -               | -                  | -                                                   | -                   | -                      | -                      |
| <b>% increase/-decrease</b>                                                               |     |                 |                 |                 |                      |                 |                    |                                                     |                     |                        |                        |
| <b>Monthly Account for Household - 'Affordable Range'</b>                                 | 2   |                 |                 |                 |                      |                 |                    |                                                     |                     |                        |                        |
| <b>Rates and services charges:</b>                                                        |     |                 |                 |                 |                      |                 |                    |                                                     |                     |                        |                        |
| Property rates                                                                            |     |                 |                 |                 |                      |                 |                    |                                                     |                     |                        |                        |
| Electricity: Basic levy                                                                   |     |                 |                 |                 |                      |                 |                    |                                                     |                     |                        |                        |
| Electricity: Consumption                                                                  |     |                 |                 |                 |                      |                 |                    |                                                     |                     |                        |                        |
| Water: Basic levy                                                                         |     |                 |                 |                 |                      |                 |                    |                                                     |                     |                        |                        |
| Water: Consumption                                                                        |     |                 |                 |                 |                      |                 |                    |                                                     |                     |                        |                        |
| Sanitation                                                                                |     |                 |                 |                 |                      |                 |                    |                                                     |                     |                        |                        |
| Refuse removal                                                                            |     |                 |                 |                 |                      |                 |                    |                                                     |                     |                        |                        |
| Other                                                                                     |     |                 |                 |                 |                      |                 |                    |                                                     |                     |                        |                        |
| <b>sub-total</b>                                                                          |     | -               | -               | -               | -                    | -               | -                  | -                                                   | -                   | -                      | -                      |
| VAT on Services                                                                           |     |                 |                 |                 |                      |                 |                    |                                                     |                     |                        |                        |
| <b>Total small household bill:</b>                                                        |     | -               | -               | -               | -                    | -               | -                  | -                                                   | -                   | -                      | -                      |
| <b>% increase/-decrease</b>                                                               |     |                 |                 |                 |                      |                 |                    |                                                     |                     |                        |                        |
| <b>Monthly Account for Household - 'Indigent' Household receiving free basic services</b> | 3   |                 |                 |                 |                      |                 |                    |                                                     |                     |                        |                        |
| <b>Rates and services charges:</b>                                                        |     |                 |                 |                 |                      |                 |                    |                                                     |                     |                        |                        |
| Property rates                                                                            |     |                 |                 |                 |                      |                 |                    |                                                     |                     |                        |                        |
| Electricity: Basic levy                                                                   |     |                 |                 |                 |                      |                 |                    |                                                     |                     |                        |                        |
| Electricity: Consumption                                                                  |     |                 |                 |                 |                      |                 |                    |                                                     |                     |                        |                        |
| Water: Basic levy                                                                         |     |                 |                 |                 |                      |                 |                    |                                                     |                     |                        |                        |
| Water: Consumption                                                                        |     |                 |                 |                 |                      |                 |                    |                                                     |                     |                        |                        |
| Sanitation                                                                                |     |                 |                 |                 |                      |                 |                    |                                                     |                     |                        |                        |
| Refuse removal                                                                            |     |                 |                 |                 |                      |                 |                    |                                                     |                     |                        |                        |
| Other                                                                                     |     |                 |                 |                 |                      |                 |                    |                                                     |                     |                        |                        |
| <b>sub-total</b>                                                                          |     | -               | -               | -               | -                    | -               | -                  | -                                                   | -                   | -                      | -                      |
| VAT on Services                                                                           |     |                 |                 |                 |                      |                 |                    |                                                     |                     |                        |                        |
| <b>Total small household bill:</b>                                                        |     | -               | -               | -               | -                    | -               | -                  | -                                                   | -                   | -                      | -                      |
| <b>% increase/-decrease</b>                                                               |     |                 |                 |                 |                      |                 |                    |                                                     |                     |                        |                        |

References

1. Use as basis property value of R700 000, 1 000 kWh electricity and 30kl water
2. Use as basis property value of R500 000 and R700 000, 500 kWh electricity and 25kl water
3. Use as basis property value of R 300 000, 350kWh electricity and 20kl water (50 kWh electricity and 6 kl water free)

**GT421 Emfuleni - Supporting Table SA15 Investment particulars by type**

| Investment type                            | Ref | 2019/20         | 2020/21         | 2021/22         | Current Year 2022/23 |                 |                    | 2023/24 Medium Term Revenue & Expenditure Framework |                        |                        |
|--------------------------------------------|-----|-----------------|-----------------|-----------------|----------------------|-----------------|--------------------|-----------------------------------------------------|------------------------|------------------------|
|                                            |     | Audited Outcome | Audited Outcome | Audited Outcome | Original Budget      | Adjusted Budget | Full Year Forecast | Budget Year 2023/24                                 | Budget Year +1 2024/25 | Budget Year +2 2025/26 |
| <b>R thousand</b>                          |     |                 |                 |                 |                      |                 |                    |                                                     |                        |                        |
| <b>Parent municipality</b>                 |     |                 |                 |                 |                      |                 |                    |                                                     |                        |                        |
| Securities - National Government           |     | 16              | 17              | 14              | 17                   | 14              | 14                 | 14                                                  | 14                     | 14                     |
| Listed Corporate Bonds                     |     |                 |                 |                 |                      |                 |                    |                                                     |                        |                        |
| Deposits - Bank                            |     |                 |                 |                 |                      |                 |                    |                                                     |                        |                        |
| Deposits - Public Investment Commissioners |     |                 |                 |                 |                      |                 |                    |                                                     |                        |                        |
| Deposits - Corporation for Public Deposits |     | 248 269         | (73 027)        | 7 247           | –                    | 94 506          | 94 506             | –                                                   | –                      | –                      |
| Bankers Acceptance Certificates            |     |                 |                 |                 |                      |                 |                    |                                                     |                        |                        |
| Negotiable Certificates of Deposit - Banks |     |                 |                 |                 |                      |                 |                    |                                                     |                        |                        |
| Guaranteed Endowment Policies (sinking)    |     |                 |                 |                 |                      |                 |                    |                                                     |                        |                        |
| Repurchase Agreements - Banks              |     |                 |                 |                 |                      |                 |                    |                                                     |                        |                        |
| Municipal Bonds                            |     |                 |                 |                 |                      |                 |                    |                                                     |                        |                        |
| <b>Municipality sub-total</b>              | 1   | <b>248 285</b>  | <b>(73 010)</b> | <b>7 262</b>    | <b>17</b>            | <b>94 521</b>   | <b>94 521</b>      | <b>14</b>                                           | <b>14</b>              | <b>14</b>              |
| <b>Entities</b>                            |     |                 |                 |                 |                      |                 |                    |                                                     |                        |                        |
| Securities - National Government           |     |                 |                 |                 |                      |                 |                    |                                                     |                        |                        |
| Listed Corporate Bonds                     |     |                 |                 |                 |                      |                 |                    |                                                     |                        |                        |
| Deposits - Bank                            |     |                 |                 |                 |                      |                 |                    |                                                     |                        |                        |
| Deposits - Public Investment Commissioners |     |                 |                 |                 |                      |                 |                    |                                                     |                        |                        |
| Deposits - Corporation for Public Deposits |     |                 |                 |                 |                      |                 |                    |                                                     |                        |                        |
| Bankers Acceptance Certificates            |     |                 |                 |                 |                      |                 |                    |                                                     |                        |                        |
| Negotiable Certificates of Deposit - Banks |     |                 |                 |                 |                      |                 |                    |                                                     |                        |                        |
| Guaranteed Endowment Policies (sinking)    |     |                 |                 |                 |                      |                 |                    |                                                     |                        |                        |
| Repurchase Agreements - Banks              |     |                 |                 |                 |                      |                 |                    |                                                     |                        |                        |
| <b>Entities sub-total</b>                  |     | <b>–</b>        | <b>–</b>        | <b>–</b>        | <b>–</b>             | <b>–</b>        | <b>–</b>           | <b>–</b>                                            | <b>–</b>               | <b>–</b>               |
| <b>Consolidated total:</b>                 |     | <b>248 285</b>  | <b>(73 010)</b> | <b>7 262</b>    | <b>17</b>            | <b>94 521</b>   | <b>94 521</b>      | <b>14</b>                                           | <b>14</b>              | <b>14</b>              |

GT421 Emfuleni - Supporting Table SA16 Investment particulars by maturity

| Investments by Maturity<br>Name of institution & investment ID | Ref | Period of Investment | Type of Investment | Capital Guarantee<br>(Yes/ No) | Variable or Fixed<br>interest rate | Interest Rate * | Commission Paid<br>(Rands) | Commission Recipient | Expiry date of<br>investment | Opening balance | Interest to be realised | Partial / Premature<br>Withdrawal (4) | Investment Top Up | Closing Balance |
|----------------------------------------------------------------|-----|----------------------|--------------------|--------------------------------|------------------------------------|-----------------|----------------------------|----------------------|------------------------------|-----------------|-------------------------|---------------------------------------|-------------------|-----------------|
|                                                                |     | Yrs/Months           |                    |                                |                                    |                 |                            |                      |                              |                 |                         |                                       |                   |                 |
| <b>Parent municipality</b>                                     |     |                      |                    |                                |                                    |                 |                            |                      |                              |                 |                         |                                       |                   |                 |
| Nedbank                                                        |     | 1                    | EPWP               | No                             | Variable                           | 3.35            | 0                          |                      |                              | 756             | -                       | -                                     | -                 | 756             |
| Absa_Epwp_4100604479                                           |     | 1                    | EPWP               | No                             | Variable                           | 0               | 0                          |                      |                              | 1 363           | -                       | -                                     | -                 | 1 363           |
| Absa_Wsig_4096216150                                           |     | 10                   | WSIG               | No                             | Variable                           | 3               | 0                          |                      |                              | 5 000           | -                       | -                                     | -                 | 5 000           |
| Standard Bank_Bank Guarantee - Mayors Vehicle_028606           |     | 10                   | Mayors Vehicle     | No                             | Variable                           | 3.2             | 0                          |                      |                              | 760             | -                       | -                                     | -                 | 760             |
| Nedbank_Epwp_03/7881044284#015                                 |     | 10                   | EPWP               | No                             | Variable                           | 3.35            | 0                          |                      |                              | 3 000           | 11                      | 1 504                                 | -                 | 4 515           |
| Fnb_Fmg_62942054818                                            |     | 1                    | FMG                | No                             | Variable                           | 4.10%           | 0                          |                      |                              | 2 100           | 5                       | 1 895                                 | -                 | 4 000           |
| Fnb_Library Grant_62942053646                                  |     | 1                    | Library Grant      | No                             | Variable                           | 4.10%           | 0                          |                      |                              | 2 000           | 5                       | 2 028                                 | -                 | 4 033           |
| Nedbank_Insurancereserves_03/7881044284#025                    |     | 10                   | Insurance Reserves | No                             | Variable                           | 500.00%         | 0                          |                      |                              | 15 000          | 19                      | 6 389                                 | -                 | 21 408          |
| Absa_Mig_4100604699                                            |     | 1                    | MIG                | No                             | Variable                           | 0.00%           | 0                          |                      | 07 April 2022                | 76 897          | -                       | -                                     | -                 | 76 897          |
| <b>Municipality sub-total</b>                                  |     |                      |                    |                                |                                    |                 |                            |                      |                              | <b>106 876</b>  |                         | <b>11 816</b>                         | <b>-</b>          | <b>118 731</b>  |
| <b>Entities</b>                                                |     |                      |                    |                                |                                    |                 |                            |                      |                              |                 |                         |                                       |                   |                 |
| N/A                                                            |     |                      |                    |                                |                                    |                 |                            |                      |                              |                 |                         |                                       |                   | -               |
|                                                                |     |                      |                    |                                |                                    |                 |                            |                      |                              |                 |                         |                                       |                   | -               |
|                                                                |     |                      |                    |                                |                                    |                 |                            |                      |                              |                 |                         |                                       |                   | -               |
|                                                                |     |                      |                    |                                |                                    |                 |                            |                      |                              |                 |                         |                                       |                   | -               |
|                                                                |     |                      |                    |                                |                                    |                 |                            |                      |                              |                 |                         |                                       |                   | -               |
| <b>Entities sub-total</b>                                      |     |                      |                    |                                |                                    |                 |                            |                      |                              | <b>-</b>        |                         | <b>-</b>                              | <b>-</b>          | <b>-</b>        |
| <b>TOTAL INVESTMENTS AND INTEREST</b>                          | 1   |                      |                    |                                |                                    |                 |                            |                      |                              | <b>106 876</b>  |                         | <b>11 816</b>                         | <b>-</b>          | <b>118 731</b>  |

References

1. Total investments must reconcile to all items in Table SA15 for the Current Year (30 June)
2. List investments in expiry date order
3. If 'variable' is selected in column F, input interest rate range
4. Withdrawals to be entered as negative

**GT421 Emfuleni - Supporting Table SA17 Borrowing**

| Borrowing - Categorised by type           | Ref | 2019/20         | 2020/21         | 2021/22         | Current Year 2022/23 |                 |                    | 2023/24 Medium Term Revenue & Expenditure Framework |                        |                        |
|-------------------------------------------|-----|-----------------|-----------------|-----------------|----------------------|-----------------|--------------------|-----------------------------------------------------|------------------------|------------------------|
|                                           |     | Audited Outcome | Audited Outcome | Audited Outcome | Original Budget      | Adjusted Budget | Full Year Forecast | Budget Year 2023/24                                 | Budget Year +1 2024/25 | Budget Year +2 2025/26 |
| <b>R thousand</b>                         |     |                 |                 |                 |                      |                 |                    |                                                     |                        |                        |
| <b>Parent municipality</b>                |     |                 |                 |                 |                      |                 |                    |                                                     |                        |                        |
| Annuity and Bullet Loans                  |     | (0)             | (0)             | (0)             | -                    | -               | -                  | -                                                   | -                      | -                      |
| Long-Term Loans (non-annuity)             |     |                 |                 |                 |                      |                 |                    |                                                     |                        |                        |
| Local registered stock                    |     |                 |                 |                 |                      |                 |                    |                                                     |                        |                        |
| Instalment Credit                         |     |                 |                 |                 |                      |                 |                    |                                                     |                        |                        |
| Financial Leases                          |     | (0)             | -               | -               | -                    | -               | -                  | -                                                   | -                      | -                      |
| PPP liabilities                           |     |                 |                 |                 |                      |                 |                    |                                                     |                        |                        |
| Finance Granted By Cap Equipment Supplier |     |                 |                 |                 |                      |                 |                    |                                                     |                        |                        |
| Marketable Bonds                          |     |                 |                 |                 |                      |                 |                    |                                                     |                        |                        |
| Non-Marketable Bonds                      |     |                 |                 |                 |                      |                 |                    |                                                     |                        |                        |
| Bankers Acceptances                       |     |                 |                 |                 |                      |                 |                    |                                                     |                        |                        |
| Financial derivatives                     |     |                 |                 |                 |                      |                 |                    |                                                     |                        |                        |
| Other Securities                          |     |                 |                 |                 |                      |                 |                    |                                                     |                        |                        |
| <b>Municipality sub-total</b>             | 1   | (0)             | (0)             | (0)             | -                    | -               | -                  | -                                                   | -                      | -                      |
| <b>Entities</b>                           |     |                 |                 |                 |                      |                 |                    |                                                     |                        |                        |
| Annuity and Bullet Loans                  |     |                 |                 |                 |                      |                 |                    |                                                     |                        |                        |
| Long-Term Loans (non-annuity)             |     |                 |                 |                 |                      |                 |                    |                                                     |                        |                        |
| Local registered stock                    |     |                 |                 |                 |                      |                 |                    |                                                     |                        |                        |
| Instalment Credit                         |     |                 |                 |                 |                      |                 |                    |                                                     |                        |                        |
| Financial Leases                          |     |                 |                 |                 |                      |                 |                    |                                                     |                        |                        |
| PPP liabilities                           |     |                 |                 |                 |                      |                 |                    |                                                     |                        |                        |
| Finance Granted By Cap Equipment Supplier |     |                 |                 |                 |                      |                 |                    |                                                     |                        |                        |
| Marketable Bonds                          |     |                 |                 |                 |                      |                 |                    |                                                     |                        |                        |
| Non-Marketable Bonds                      |     |                 |                 |                 |                      |                 |                    |                                                     |                        |                        |
| Bankers Acceptances                       |     |                 |                 |                 |                      |                 |                    |                                                     |                        |                        |
| Financial derivatives                     |     |                 |                 |                 |                      |                 |                    |                                                     |                        |                        |
| Other Securities                          |     |                 |                 |                 |                      |                 |                    |                                                     |                        |                        |
| <b>Entities sub-total</b>                 | 1   | -               | -               | -               | -                    | -               | -                  | -                                                   | -                      | -                      |
| <b>Total Borrowing</b>                    | 1   | (0)             | (0)             | (0)             | -                    | -               | -                  | -                                                   | -                      | -                      |

|                                                |   |   |   |   |   |   |   |   |   |   |
|------------------------------------------------|---|---|---|---|---|---|---|---|---|---|
| <b>Unspent Borrowing - Categorised by type</b> |   |   |   |   |   |   |   |   |   |   |
| <b>Parent municipality</b>                     |   |   |   |   |   |   |   |   |   |   |
| Long-Term Loans (annuity/reducing balance)     |   |   |   |   |   |   |   |   |   |   |
| Long-Term Loans (non-annuity)                  |   |   |   |   |   |   |   |   |   |   |
| Local registered stock                         |   |   |   |   |   |   |   |   |   |   |
| Instalment Credit                              |   |   |   |   |   |   |   |   |   |   |
| Financial Leases                               |   |   |   |   |   |   |   |   |   |   |
| PPP liabilities                                |   |   |   |   |   |   |   |   |   |   |
| Finance Granted By Cap Equipment Supplier      |   |   |   |   |   |   |   |   |   |   |
| Marketable Bonds                               |   |   |   |   |   |   |   |   |   |   |
| Non-Marketable Bonds                           |   |   |   |   |   |   |   |   |   |   |
| Bankers Acceptances                            |   |   |   |   |   |   |   |   |   |   |
| Financial derivatives                          |   |   |   |   |   |   |   |   |   |   |
| Other Securities                               |   |   |   |   |   |   |   |   |   |   |
| <b>Municipality sub-total</b>                  | 1 | - | - | - | - | - | - | - | - | - |
| <b>Entities</b>                                |   |   |   |   |   |   |   |   |   |   |
| Long-Term Loans (annuity/reducing balance)     |   |   |   |   |   |   |   |   |   |   |
| Long-Term Loans (non-annuity)                  |   |   |   |   |   |   |   |   |   |   |
| Local registered stock                         |   |   |   |   |   |   |   |   |   |   |
| Instalment Credit                              |   |   |   |   |   |   |   |   |   |   |
| Financial Leases                               |   |   |   |   |   |   |   |   |   |   |
| PPP liabilities                                |   |   |   |   |   |   |   |   |   |   |
| Finance Granted By Cap Equipment Supplier      |   |   |   |   |   |   |   |   |   |   |
| Marketable Bonds                               |   |   |   |   |   |   |   |   |   |   |
| Non-Marketable Bonds                           |   |   |   |   |   |   |   |   |   |   |
| Bankers Acceptances                            |   |   |   |   |   |   |   |   |   |   |
| Financial derivatives                          |   |   |   |   |   |   |   |   |   |   |
| Other Securities                               |   |   |   |   |   |   |   |   |   |   |
| <b>Entities sub-total</b>                      | 1 | - | - | - | - | - | - | - | - | - |
| <b>Total Unspent Borrowing</b>                 | 1 | - | - | - | - | - | - | - | - | - |

**References**

1. Total borrowing must reconcile to Budgeted Financial Position (Borrowing - non-current)  
 check borrowing balance

(0) - - - - -

GT421 Emfuleni - Supporting Table SA18 Transfers and grant receipts

| Description                                              | Ref  | 2019/20         | 2020/21         | 2021/22         | Current Year 2022/23 |                 |                    | 2023/24 Medium Term Revenue & Expenditure Framework |                        |                        |
|----------------------------------------------------------|------|-----------------|-----------------|-----------------|----------------------|-----------------|--------------------|-----------------------------------------------------|------------------------|------------------------|
|                                                          |      | Audited Outcome | Audited Outcome | Audited Outcome | Original Budget      | Adjusted Budget | Full Year Forecast | Budget Year 2023/24                                 | Budget Year +1 2024/25 | Budget Year +2 2025/26 |
| <b>RECEIPTS:</b>                                         | 1, 2 |                 |                 |                 |                      |                 |                    |                                                     |                        |                        |
| <b>Operating Transfers and Grants</b>                    |      |                 |                 |                 |                      |                 |                    |                                                     |                        |                        |
| <b>National Government:</b>                              |      | 783 491         | 968 018         | 880 219         | 988 770              | 988 770         | 988 770            | 1 079 449                                           | 1 178 056              | 1 272 364              |
| Local Government Equitable Share                         |      | 772 335         | 959 113         | 863 881         | 971 061              | 971 061         | 971 061            | 1 066 025                                           | 1 159 213              | 1 258 882              |
| Energy Efficiency and Demand Side Management             |      | 5 000           | 3 600           | 4 400           | 4 000                | 4 000           | 4 000              | -                                                   | 6 000                  | -                      |
| Expanded Public Works Programme Integrated Gr            |      | 3 559           | 3 306           | 2 016           | 1 799                | 1 799           | 1 799              | 1 242                                               | -                      | -                      |
| Local Government Financial Management Grant              |      | 2 001           | 2 000           | 2 100           | 2 200                | 2 200           | 2 200              | 2 020                                               | 2 200                  | 2 338                  |
| Municipal Disaster Relief Grant                          |      | 596             | -               | -               | -                    | -               | -                  | -                                                   | -                      | -                      |
| Municipal Infrastructure Grant                           |      | -               | -               | 7 822           | 9 710                | 9 710           | 9 710              | 10 162                                              | 10 643                 | 11 144                 |
| <b>Provincial Government:</b>                            |      | 33 498          | 371 042         | 79 330          | 60 186               | 58 047          | 58 047             | 64 443                                              | 65 298                 | 65 298                 |
| Capacity Building and Other Grants                       |      | 33 492          | 42 020          | 38 584          | 60 186               | 58 047          | 58 047             | 64 443                                              | 65 298                 | 65 298                 |
| Infrastructure Grant                                     |      | 6               | 329 022         | 40 746          | -                    | -               | -                  | -                                                   | -                      | -                      |
| <b>District Municipality:</b>                            |      | 13 750          | 10 866          | 12 006          | 15 686               | 16 689          | 16 689             | 15 686                                              | 15 686                 | 15 686                 |
| <i>Specify (Add grant description)</i>                   |      | 13 750          | 10 866          | 12 006          | 15 686               | 16 689          | 16 689             | 15 686                                              | 15 686                 | 15 686                 |
| <b>Other grant providers:</b>                            |      | 0               | 66              | 2 900           | 7 009                | 4 009           | 4 009              | 2 500                                               | 2 500                  | 2 500                  |
| <i>Compensation Commissioner (Compensation Fund)</i>     |      | -               | -               | -               | 1 509                | 1 509           | 1 509              | -                                                   | -                      | -                      |
| <i>Developers Contribution</i>                           |      | -               | -               | 450             | -                    | -               | -                  | -                                                   | -                      | -                      |
| <i>Education Training and Development Practices SETA</i> |      | -               | -               | 2 450           | 5 500                | 2 500           | 2 500              | 2 500                                               | 2 500                  | 2 500                  |
| <i>Registration of Deeds Trade Account</i>               |      | 0               | 66              | -               | -                    | -               | -                  | -                                                   | -                      | -                      |
| <b>Total Operating Transfers and Grants</b>              | 5    | 830 740         | 1 349 993       | 974 455         | 1 071 652            | 1 067 516       | 1 067 516          | 1 162 079                                           | 1 261 540              | 1 355 848              |
| <b>Capital Transfers and Grants</b>                      |      |                 |                 |                 |                      |                 |                    |                                                     |                        |                        |
| <b>National Government:</b>                              |      | 12 401          | 40 953          | 53 103          | 232 564              | 197 072         | 197 072            | 211 800                                             | 232 212                | 236 731                |
| Integrated National Electrification Programme Grant      |      | 6 000           | 699             | 17 976          | 38 066               | 12 574          | 12 574             | 3 540                                               | 20 000                 | 20 000                 |
| Local Government Financial Management Grant              |      | -               | -               | -               | -                    | -               | -                  | 180                                                 | -                      | -                      |
| Municipal Infrastructure Grant                           |      | 4 914           | 40 254          | 35 127          | 184 498              | 184 498         | 184 498            | 193 080                                             | 202 212                | 211 731                |
| Neighbourhood Development Partnership Grant              |      | -               | -               | -               | 10 000               | -               | -                  | 15 000                                              | 10 000                 | 5 000                  |
| Water Services Infrastructure Grant                      |      | 1 487           | -               | -               | -                    | -               | -                  | -                                                   | -                      | -                      |
| <b>Provincial Government:</b>                            |      | 22 525          | 1 163 551       | 209 831         | 7 800                | 9 950           | 9 950              | -                                                   | -                      | -                      |
| Capacity Building and Other Grants                       |      | 17 153          | -               | 7 994           | 7 800                | 9 950           | 9 950              | -                                                   | -                      | -                      |
| Infrastructure Grant                                     |      | 5 372           | 1 163 551       | 201 837         | -                    | -               | -                  | -                                                   | -                      | -                      |
| <b>District Municipality:</b>                            |      | -               | -               | -               | -                    | -               | -                  | -                                                   | -                      | -                      |
| <b>Other grant providers:</b>                            |      | 59 961          | 26 171          | 71 759          | -                    | -               | -                  | -                                                   | -                      | -                      |
| <i>Education Training and Development Practices SETA</i> |      | 1 877           | 1 354           | -               | -                    | -               | -                  | -                                                   | -                      | -                      |
| <i>National Library South Africa</i>                     |      | 2 867           | -               | -               | -                    | -               | -                  | -                                                   | -                      | -                      |
| <i>Product</i>                                           |      | 23 514          | 22 464          | 69 742          | -                    | -               | -                  | -                                                   | -                      | -                      |
| <i>South African Development Partnership Agency</i>      |      | 31 703          | 2 353           | 2 017           | -                    | -               | -                  | -                                                   | -                      | -                      |
| <i>Traditional Affairs</i>                               |      | -               | -               | -               | -                    | -               | -                  | -                                                   | -                      | -                      |
| <b>Total Capital Transfers and Grants</b>                | 5    | 94 887          | 1 230 675       | 334 693         | 240 364              | 207 022         | 207 022            | 211 800                                             | 232 212                | 236 731                |
| <b>TOTAL RECEIPTS OF TRANSFERS &amp; GRANTS</b>          |      | 925 627         | 2 580 668       | 1 309 148       | 1 312 016            | 1 274 538       | 1 274 538          | 1 373 878                                           | 1 493 752              | 1 592 579              |

References

- Each transfer/grant is listed by name as gazetted together with the name of the transferring department or municipality, donor or other organisation
- Amounts actually RECEIVED; not revenue recognised (objective is to confirm grants transferred)
- Replacement of RSC levies
- Housing subsidies for housing where ownership transferred to organisations or persons outside the control of the municipality
- Total transfers and grants must reconcile to Budgeted Cash Flows
- Motor vehicle licensing refunds to be included under 'agency' services (Not Grant Receipts)

GT421 Emfuleni - Supporting Table SA19 Expenditure on transfers and grant programme

| Description                                                 | Ref | 2019/20         | 2020/21         | 2021/22         | Current Year 2022/23 |                 |                    | 2023/24 Medium Term Revenue & Expenditure Framework |                        |                        |
|-------------------------------------------------------------|-----|-----------------|-----------------|-----------------|----------------------|-----------------|--------------------|-----------------------------------------------------|------------------------|------------------------|
|                                                             |     | Audited Outcome | Audited Outcome | Audited Outcome | Original Budget      | Adjusted Budget | Full Year Forecast | Budget Year 2023/24                                 | Budget Year +1 2024/25 | Budget Year +2 2025/26 |
| <b>EXPENDITURE:</b>                                         |     |                 |                 |                 |                      |                 |                    |                                                     |                        |                        |
| <b>Operating expenditure of Transfers and Grants</b>        |     |                 |                 |                 |                      |                 |                    |                                                     |                        |                        |
| <b>National Government:</b>                                 |     | 1 337 722       | 1 206 881       | 1 673 424       | 734 611              | 720 239         | 720 239            | 728 685                                             | 772 603                | 839 916                |
| Local Government Equitable Share                            |     | 1 323 435       | 1 192 498       | 1 655 184       | 716 901              | 702 619         | 702 619            | 715 260                                             | 753 760                | 826 434                |
| Energy Efficiency and Demand Side Management Grant          |     | 4 348           | 900             | 3 826           | 4 000                | 4 000           | 4 000              | -                                                   | 6 000                  | -                      |
| Expanded Public Works Programme Integrated Grant            |     | 3 446           | 2 875           | 1 753           | 1 799                | 1 799           | 1 799              | 1 242                                               | -                      | -                      |
| Local Government Financial Management Grant                 |     | 1 976           | 2 002           | 2 277           | 2 200                | 2 110           | 2 110              | 2 020                                               | 2 200                  | 2 338                  |
| Municipal Disaster Relief Grant                             |     | 600             | -               | -               | -                    | -               | -                  | -                                                   | -                      | -                      |
| Municipal Infrastructure Grant                              |     | 3 918           | 8 607           | 10 384          | 9 710                | 9 710           | 9 710              | 10 162                                              | 10 643                 | 11 144                 |
| <b>Provincial Government:</b>                               |     | 59 502          | 362 501         | 71 759          | 54 618               | 37 860          | 37 860             | 64 443                                              | 65 298                 | 65 298                 |
| Capacity Building and Other Grants                          |     | 59 495          | 33 478          | 31 012          | 54 618               | 37 860          | 37 860             | 64 443                                              | 65 298                 | 65 298                 |
| Infrastructure Grant                                        |     | 6               | 329 022         | 40 746          | -                    | -               | -                  | -                                                   | -                      | -                      |
| <b>District Municipality:</b>                               |     | 11 818          | -               | 1 139           | 15 686               | 2 270           | 2 270              | 15 686                                              | 15 686                 | 15 686                 |
| <i>Specify (Add grant description)</i>                      |     | 11 818          | -               | 1 139           | 15 686               | 2 270           | 2 270              | 15 686                                              | 15 686                 | 15 686                 |
| <b>Other grant providers:</b>                               |     | -               | -               | 1 200           | 5 500                | 2 500           | 2 500              | 2 500                                               | 2 500                  | 2 500                  |
| <i>Education Training and Development Practices SETA</i>    |     | -               | -               | 1 200           | 5 500                | 2 500           | 2 500              | 2 500                                               | 2 500                  | 2 500                  |
| <b>Total operating expenditure of Transfers and Grants:</b> |     | 1 409 042       | 1 569 382       | 1 747 521       | 810 415              | 762 869         | 762 869            | 811 314                                             | 856 087                | 923 401                |
| <b>Capital expenditure of Transfers and Grants</b>          |     |                 |                 |                 |                      |                 |                    |                                                     |                        |                        |
| <b>National Government:</b>                                 |     | 11 220          | 28 515          | 49 979          | 232 564              | 197 162         | 197 162            | 211 800                                             | 232 212                | 236 731                |
| Integrated National Electrification Programme Grant         |     | 5 219           | 608             | 16 528          | 38 066               | 12 574          | 12 574             | 3 540                                               | 20 000                 | 20 000                 |
| Local Government Financial Management Grant                 |     | -               | -               | -               | -                    | 90              | 90                 | 180                                                 | -                      | -                      |
| Municipal Infrastructure Grant                              |     | 6 002           | 27 908          | 33 451          | 184 498              | 184 498         | 184 498            | 193 080                                             | 202 212                | 211 731                |
| Neighbourhood Development Partnership Grant                 |     | -               | -               | -               | 10 000               | -               | -                  | 15 000                                              | 10 000                 | 5 000                  |
| Water Services Infrastructure Grant                         |     | -               | -               | -               | -                    | -               | -                  | -                                                   | -                      | -                      |
| <b>Provincial Government:</b>                               |     | 4 862           | 1 159 821       | 208 919         | 7 800                | 9 950           | 9 950              | -                                                   | -                      | -                      |
| Capacity Building and Other Grants                          |     | 159             | -               | 7 082           | 7 800                | 9 950           | 9 950              | -                                                   | -                      | -                      |
| Infrastructure Grant                                        |     | 4 703           | 1 159 821       | 201 837         | -                    | -               | -                  | -                                                   | -                      | -                      |
| <b>District Municipality:</b>                               |     | -               | -               | -               | -                    | -               | -                  | -                                                   | -                      | -                      |
| <b>Other grant providers:</b>                               |     | 57 925          | 23 903          | 71 759          | -                    | -               | -                  | -                                                   | -                      | -                      |
| <i>Discount Benefit Scheme (Housing</i>                     |     | -               | -               | -               | -                    | -               | -                  | -                                                   | -                      | -                      |
| <i>National Library South Africa</i>                        |     | 2 708           | -               | -               | -                    | -               | -                  | -                                                   | -                      | -                      |
| <i>Product</i>                                              |     | 23 514          | 21 550          | 69 742          | -                    | -               | -                  | -                                                   | -                      | -                      |
| <i>South African Development Partnership Agency</i>         |     | 31 703          | 2 353           | 2 017           | -                    | -               | -                  | -                                                   | -                      | -                      |
| <b>Total capital expenditure of Transfers and Grants</b>    |     | 74 008          | 1 212 240       | 330 658         | 240 364              | 207 112         | 207 112            | 211 800                                             | 232 212                | 236 731                |
| <b>TOTAL EXPENDITURE OF TRANSFERS AND GRANTS</b>            |     | 1 483 049       | 2 781 621       | 2 078 179       | 1 050 779            | 969 980         | 969 980            | 1 023 114                                           | 1 088 299              | 1 160 132              |

References

1. Expenditure must be separately listed for each transfer or grant received or recognised

GT421 Emfuleni - Supporting Table SA20 Reconciliation of transfers, grant receipts and unspent funds

| Description                                             | Ref | 2019/20         | 2020/21         | 2021/22         | Current Year 2022/23 |                 |                    | 2023/24 Medium Term Revenue & Expenditure Framework |                        |                        |
|---------------------------------------------------------|-----|-----------------|-----------------|-----------------|----------------------|-----------------|--------------------|-----------------------------------------------------|------------------------|------------------------|
|                                                         |     | Audited Outcome | Audited Outcome | Audited Outcome | Original Budget      | Adjusted Budget | Full Year Forecast | Budget Year 2023/24                                 | Budget Year +1 2024/25 | Budget Year +2 2025/26 |
| <b>Operating transfers and grants:</b>                  | 1,3 |                 |                 |                 |                      |                 |                    |                                                     |                        |                        |
| <b>National Government:</b>                             |     | (1 003)         | (2 603)         | (1 609)         | (154 153)            | (1 609)         | (1 609)            | -                                                   | -                      | -                      |
| Balance unspent at beginning of the year                |     | -               | (14)            | (637)           | -                    | -               | -                  | -                                                   | -                      | -                      |
| Current year receipts                                   |     | (11 170)        | (9 543)         | (9 116)         | (17 709)             | (17 709)        | (17 709)           | (13 604)                                            | (18 843)               | (13 482)               |
| <b>Conditions met - transferred to revenue</b>          |     | 11 156          | 8 906           | 8 516           | 17 709               | 17 709          | 17 709             | 13 604                                              | 18 843                 | 13 482                 |
| Conditions still to be met - transferred to liabilities |     | (14)            | (664)           | (2 474)         | -                    | -               | -                  | -                                                   | -                      | -                      |
| <b>Provincial Government:</b>                           |     |                 |                 |                 |                      |                 |                    |                                                     |                        |                        |
| Balance unspent at beginning of the year                |     |                 |                 |                 |                      |                 |                    |                                                     |                        |                        |
| Current year receipts                                   |     |                 |                 |                 |                      |                 |                    |                                                     |                        |                        |
| <b>Conditions met - transferred to revenue</b>          |     | -               | -               | -               | -                    | -               | -                  | -                                                   | -                      | -                      |
| Conditions still to be met - transferred to liabilities |     |                 |                 |                 |                      |                 |                    |                                                     |                        |                        |
| <b>District Municipality:</b>                           |     |                 |                 |                 |                      |                 |                    |                                                     |                        |                        |
| Balance unspent at beginning of the year                |     |                 |                 |                 |                      |                 |                    |                                                     |                        |                        |
| Current year receipts                                   |     |                 |                 |                 |                      |                 |                    |                                                     |                        |                        |
| <b>Conditions met - transferred to revenue</b>          |     | -               | -               | -               | -                    | -               | -                  | -                                                   | -                      | -                      |
| Conditions still to be met - transferred to liabilities |     |                 |                 |                 |                      |                 |                    |                                                     |                        |                        |
| <b>Other grant providers:</b>                           |     |                 |                 |                 |                      |                 |                    |                                                     |                        |                        |
| Balance unspent at beginning of the year                |     | -               | -               | -               | -                    | -               | -                  | -                                                   | -                      | -                      |
| Current year receipts                                   |     | -               | -               | -               | (4 000)              | -               | -                  | (2 500)                                             | (2 500)                | (2 500)                |
| <b>Conditions met - transferred to revenue</b>          |     | -               | -               | -               | 4 000                | -               | -                  | 2 500                                               | 2 500                  | 2 500                  |
| Conditions still to be met - transferred to liabilities |     | -               | -               | -               | -                    | -               | -                  | -                                                   | -                      | -                      |
| <b>Total operating transfers and grants revenue</b>     |     | 11 156          | 8 906           | 8 516           | 21 709               | 17 709          | 17 709             | 16 104                                              | 21 343                 | 15 982                 |
| <b>Total operating transfers and grants - CTBM</b>      | 2   | (14)            | (664)           | (2 474)         | -                    | -               | -                  | -                                                   | -                      | -                      |
| <b>Capital transfers and grants:</b>                    | 1,3 |                 |                 |                 |                      |                 |                    |                                                     |                        |                        |
| <b>National Government:</b>                             |     |                 |                 |                 |                      |                 |                    |                                                     |                        |                        |
| Balance unspent at beginning of the year                |     | (40 689)        | (117 084)       | (55 344)        | -                    | (16 349)        | (16 349)           | -                                                   | -                      | -                      |
| Current year receipts                                   |     | (93 222)        | (96 297)        | (77 274)        | (232 564)            | (222 564)       | (222 564)          | (211 620)                                           | (232 212)              | (236 731)              |
| <b>Conditions met - transferred to revenue</b>          |     | 12 401          | 40 953          | 60 925          | 232 564              | 222 564         | 222 564            | 211 620                                             | 232 212                | 236 731                |
| Conditions still to be met - transferred to liabilities |     | (125 934)       | (289 512)       | (127 037)       | -                    | (33 293)        | (33 293)           | -                                                   | -                      | -                      |
| <b>Provincial Government:</b>                           |     |                 |                 |                 |                      |                 |                    |                                                     |                        |                        |
| Balance unspent at beginning of the year                |     |                 |                 |                 |                      |                 |                    |                                                     |                        |                        |
| Current year receipts                                   |     |                 |                 |                 |                      |                 |                    |                                                     |                        |                        |
| <b>Conditions met - transferred to revenue</b>          |     | -               | -               | -               | -                    | -               | -                  | -                                                   | -                      | -                      |
| Conditions still to be met - transferred to liabilities |     |                 |                 |                 |                      |                 |                    |                                                     |                        |                        |
| <b>District Municipality:</b>                           |     |                 |                 |                 |                      |                 |                    |                                                     |                        |                        |
| Balance unspent at beginning of the year                |     |                 |                 |                 |                      |                 |                    |                                                     |                        |                        |
| Current year receipts                                   |     |                 |                 |                 |                      |                 |                    |                                                     |                        |                        |
| <b>Conditions met - transferred to revenue</b>          |     | -               | -               | -               | -                    | -               | -                  | -                                                   | -                      | -                      |
| Conditions still to be met - transferred to liabilities |     |                 |                 |                 |                      |                 |                    |                                                     |                        |                        |
| <b>Other grant providers:</b>                           |     |                 |                 |                 |                      |                 |                    |                                                     |                        |                        |
| Balance unspent at beginning of the year                |     | (6)             | -               | -               | -                    | -               | -                  | -                                                   | -                      | -                      |
| Current year receipts                                   |     | -               | -               | -               | -                    | -               | -                  | -                                                   | -                      | -                      |
| <b>Conditions met - transferred to revenue</b>          |     | 6               | -               | -               | -                    | -               | -                  | -                                                   | -                      | -                      |
| Conditions still to be met - transferred to liabilities |     | -               | -               | -               | -                    | -               | -                  | -                                                   | -                      | -                      |
| <b>Total capital transfers and grants revenue</b>       |     | 12 408          | 40 953          | 60 925          | 232 564              | 222 564         | 222 564            | 211 620                                             | 232 212                | 236 731                |
| <b>Total capital transfers and grants - CTBM</b>        | 2   | (125 934)       | (289 512)       | (127 037)       | -                    | (33 293)        | (33 293)           | -                                                   | -                      | -                      |
| <b>TOTAL TRANSFERS AND GRANTS REVENUE</b>               |     | 23 564          | 49 859          | 69 441          | 254 273              | 240 273         | 240 273            | 227 724                                             | 253 555                | 252 713                |
| <b>TOTAL TRANSFERS AND GRANTS - CTBM</b>                |     | (125 948)       | (290 177)       | (129 511)       | -                    | (33 293)        | (33 293)           | -                                                   | -                      | -                      |

References

- Total capital transfers and grants revenue must reconcile to Budgeted Financial Performance and Financial Position; total recurrent grants revenue must reconcile to Budgeted Financial Performance
- CTBM = conditions to be met
- National Treasury database will require this reconciliation for each transfer/grant

|             |          |             |           |         |        |        |        |        |        |
|-------------|----------|-------------|-----------|---------|--------|--------|--------|--------|--------|
| Check opex  | 11 156   | (4 018)     | (53 616)  | 21 709  | 17 709 | 17 709 | 16 104 | 21 343 | 15 982 |
| Check capex | (61 600) | (1 171 286) | (269 733) | (7 800) | 15 452 | 15 452 | (180)  | 0      | -      |



GT421 Emfuleni - Supporting Table SA21 Transfers and grants made by the municipality

| Description                                                     | Ref | 2019/20         | 2020/21         | 2021/22         | Current Year 2022/23 |                 |                    |                   | 2023/24 Medium Term Revenue & Expenditure Framework |                        |                        |
|-----------------------------------------------------------------|-----|-----------------|-----------------|-----------------|----------------------|-----------------|--------------------|-------------------|-----------------------------------------------------|------------------------|------------------------|
|                                                                 |     | Audited Outcome | Audited Outcome | Audited Outcome | Original Budget      | Adjusted Budget | Full Year Forecast | Pre-audit outcome | Budget Year 2023/24                                 | Budget Year +1 2024/25 | Budget Year +2 2025/26 |
| <b>Cash Transfers to other municipalities</b>                   |     |                 |                 |                 |                      |                 |                    |                   |                                                     |                        |                        |
| <i>Insert description</i>                                       | 1   |                 |                 |                 |                      |                 |                    |                   |                                                     |                        |                        |
| <b>Total Cash Transfers To Municipalities:</b>                  |     | -               | -               | -               | -                    | -               | -                  | -                 | -                                                   | -                      | -                      |
| <b>Cash Transfers to Entities/Other External Mechanisms</b>     |     |                 |                 |                 |                      |                 |                    |                   |                                                     |                        |                        |
|                                                                 | 2   |                 |                 |                 |                      |                 |                    |                   |                                                     |                        |                        |
| <b>Total Cash Transfers To Entities/Ems'</b>                    |     | -               | -               | -               | -                    | -               | -                  | -                 | -                                                   | -                      | -                      |
| <b>Cash Transfers to other Organs of State</b>                  |     |                 |                 |                 |                      |                 |                    |                   |                                                     |                        |                        |
|                                                                 | 3   |                 |                 |                 |                      |                 |                    |                   |                                                     |                        |                        |
| <b>Total Cash Transfers To Other Organs Of State:</b>           |     | -               | -               | -               | -                    | -               | -                  | -                 | -                                                   | -                      | -                      |
| <b>Cash Transfers to Organisations</b>                          |     |                 |                 |                 |                      |                 |                    |                   |                                                     |                        |                        |
| <i>Priv Ent: Oth Trf-Mayors' Charity</i>                        |     | -               | -               | -               | -                    | 100             | 100                | -                 | -                                                   | -                      | -                      |
| <b>Total Cash Transfers To Organisations</b>                    |     | -               | -               | -               | -                    | 100             | 100                | -                 | -                                                   | -                      | -                      |
| <b>Cash Transfers to Groups of Individuals</b>                  |     |                 |                 |                 |                      |                 |                    |                   |                                                     |                        |                        |
| <i>Ts_O_M_Hh_Cash_Bursaries (Non-Employee)</i>                  |     | -               | -               | 1 424           | 2 000                | 2 000           | 2 000              | 289               | 2 200                                               | 2 200                  | 2 200                  |
| <b>Total Cash Transfers To Groups Of Individuals:</b>           |     | -               | -               | 1 424           | 2 000                | 2 000           | 2 000              | 289               | 2 200                                               | 2 200                  | 2 200                  |
| <b>TOTAL CASH TRANSFERS AND GRANTS</b>                          | 6   | -               | -               | 1 424           | 2 000                | 2 100           | 2 100              | 289               | 2 200                                               | 2 200                  | 2 200                  |
| <b>Non-Cash Transfers to other municipalities</b>               |     |                 |                 |                 |                      |                 |                    |                   |                                                     |                        |                        |
| <i>T&amp;S_Caik_Dc42_Sedibeng Portion Fencing</i>               | 1   | -               | 196             | -               | -                    | -               | -                  | -                 | -                                                   | -                      | -                      |
| <b>Total Non-Cash Transfers To Municipalities:</b>              |     | -               | 196             | -               | -                    | -               | -                  | -                 | -                                                   | -                      | -                      |
| <b>Non-Cash Transfers to Entities/Other External Mechanisms</b> |     |                 |                 |                 |                      |                 |                    |                   |                                                     |                        |                        |
|                                                                 | 2   |                 |                 |                 |                      |                 |                    |                   |                                                     |                        |                        |
| <b>Total Non-Cash Transfers To Entities/Ems'</b>                |     | -               | -               | -               | -                    | -               | -                  | -                 | -                                                   | -                      | -                      |
| <b>Non-Cash Transfers to other Organs of State</b>              |     |                 |                 |                 |                      |                 |                    |                   |                                                     |                        |                        |
| <i>Nat Dpt Agen - Independent Elect Comm</i>                    | 3   | -               | -               | -               | -                    | -               | -                  | -                 | -                                                   | -                      | -                      |
| <i>Nat Dpt Agen - Regist Of Deeds Trade Acc</i>                 |     | -               | -               | -               | -                    | -               | -                  | -                 | -                                                   | -                      | -                      |
| <i>Nat Dpt Agen - Independent Elect Comm</i>                    |     | -               | -               | -               | -                    | -               | -                  | -                 | -                                                   | -                      | -                      |
| <i>T&amp;S_Oaik_Dc42_Vereeniging Rates Hall</i>                 |     | -               | 1 018           | -               | -                    | -               | -                  | -                 | -                                                   | -                      | -                      |
| <b>Total Non-Cash Transfers To Other Organs Of State:</b>       |     | -               | 1 018           | -               | -                    | -               | -                  | -                 | -                                                   | -                      | -                      |
| <b>Non-Cash Grants to Organisations</b>                         |     |                 |                 |                 |                      |                 |                    |                   |                                                     |                        |                        |
| <i>Ts_C_Ik_Np_Ins_Pub_Sch_Sec21_Maint</i>                       | 4   | -               | -               | -               | -                    | -               | -                  | -                 | -                                                   | -                      | -                      |
| <b>Total Non-Cash Grants To Organisations</b>                   |     | -               | -               | -               | -                    | -               | -                  | -                 | -                                                   | -                      | -                      |
| <b>Groups of Individuals</b>                                    |     |                 |                 |                 |                      |                 |                    |                   |                                                     |                        |                        |
| <i>Funerals For Former Councillors</i>                          | 5   | -               | -               | 30              | -                    | 300             | 300                | 185               | -                                                   | -                      | -                      |
| <i>Hh: Bursaries Non-Employee Cash</i>                          |     | 1 448           | 1 045           | -               | -                    | -               | -                  | (55)              | -                                                   | -                      | -                      |
| <i>Hh: Bursaries Non-Employee Cash</i>                          |     | -               | 772             | -               | -                    | -               | -                  | -                 | -                                                   | -                      | -                      |
| <b>Total Non-Cash Grants To Groups Of Individuals:</b>          |     | 1 448           | 1 818           | 30              | -                    | 300             | 300                | 130               | -                                                   | -                      | -                      |
| <b>TOTAL NON-CASH TRANSFERS AND GRANTS</b>                      |     | 1 448           | 3 032           | 30              | -                    | 300             | 300                | 130               | -                                                   | -                      | -                      |
| <b>TOTAL TRANSFERS AND GRANTS</b>                               | 6   | 1 448           | 3 032           | 1 454           | 2 000                | 2 400           | 2 400              | 419               | 2 200                                               | 2 200                  | 2 200                  |

References

1. Insert description listed by municipal name and demarcation code of recipient
2. Insert description of each entity or external mechanism (an external mechanism may be provided with resources to ensure a minimum level of service)
3. Insert description of each Organ of State (e.g. transfer to electricity provider to compensate for FBS provided)
4. Insert description of each other organisation (e.g. charity)
5. Insert description of each other organisation (e.g. the aged, child-headed households)
6. All descriptions should separate transfers for 'capital purposes' and 'operating purposes'



|                                                |     |           |           |           |           |           |           |           |           |
|------------------------------------------------|-----|-----------|-----------|-----------|-----------|-----------|-----------|-----------|-----------|
| <b>Senior Managers of Entities</b>             |     |           |           |           |           |           |           |           |           |
| Basic Salaries and Wages                       |     |           |           |           |           |           |           |           |           |
| Pension and UIF Contributions                  |     |           |           |           |           |           |           |           |           |
| Medical Aid Contributions                      |     |           |           |           |           |           |           |           |           |
| Overtime                                       |     |           |           |           |           |           |           |           |           |
| Performance Bonus                              |     |           |           |           |           |           |           |           |           |
| Motor Vehicle Allowance                        | 3   |           |           |           |           |           |           |           |           |
| Cellphone Allowance                            | 3   |           |           |           |           |           |           |           |           |
| Housing Allowances                             | 3   |           |           |           |           |           |           |           |           |
| Other benefits and allowances                  | 3   |           |           |           |           |           |           |           |           |
| Payments in lieu of leave                      |     |           |           |           |           |           |           |           |           |
| Long service awards                            |     |           |           |           |           |           |           |           |           |
| Post-retirement benefit obligations            | 6   |           |           |           |           |           |           |           |           |
| Entertainment                                  |     |           |           |           |           |           |           |           |           |
| Scarcity                                       |     |           |           |           |           |           |           |           |           |
| Acting and post related allowance              |     |           |           |           |           |           |           |           |           |
| In kind benefits                               |     |           |           |           |           |           |           |           |           |
| <b>Sub Total - Senior Managers of Entities</b> |     | -         | -         | -         | -         | -         | -         | -         | -         |
| <b>% increase</b>                              | 4   |           | -         | -         | -         | -         | -         | -         | -         |
| <b>Other Staff of Entities</b>                 |     |           |           |           |           |           |           |           |           |
| Basic Salaries and Wages                       |     |           |           |           |           |           |           |           |           |
| Pension and UIF Contributions                  |     |           |           |           |           |           |           |           |           |
| Medical Aid Contributions                      |     |           |           |           |           |           |           |           |           |
| Overtime                                       |     |           |           |           |           |           |           |           |           |
| Performance Bonus                              |     |           |           |           |           |           |           |           |           |
| Motor Vehicle Allowance                        | 3   |           |           |           |           |           |           |           |           |
| Cellphone Allowance                            | 3   |           |           |           |           |           |           |           |           |
| Housing Allowances                             | 3   |           |           |           |           |           |           |           |           |
| Other benefits and allowances                  | 3   |           |           |           |           |           |           |           |           |
| Payments in lieu of leave                      |     |           |           |           |           |           |           |           |           |
| Long service awards                            |     |           |           |           |           |           |           |           |           |
| Post-retirement benefit obligations            | 6   |           |           |           |           |           |           |           |           |
| Entertainment                                  |     |           |           |           |           |           |           |           |           |
| Scarcity                                       |     |           |           |           |           |           |           |           |           |
| Acting and post related allowance              |     |           |           |           |           |           |           |           |           |
| In kind benefits                               |     |           |           |           |           |           |           |           |           |
| <b>Sub Total - Other Staff of Entities</b>     |     | -         | -         | -         | -         | -         | -         | -         | -         |
| <b>% increase</b>                              | 4   |           | -         | -         | -         | -         | -         | -         | -         |
| <b>Total Municipal Entities</b>                |     | -         | -         | -         | -         | -         | -         | -         | -         |
| <b>TOTAL SALARY, ALLOWANCES &amp; BENEFITS</b> |     | 1 118 200 | 1 214 402 | 1 264 037 | 1 402 334 | 1 308 819 | 1 308 819 | 1 421 562 | 1 491 378 |
| <b>% increase</b>                              | 4   |           | 8.6%      | 4.1%      | 10.9%     | (6.7%)    | -         | 8.6%      | 4.9%      |
| <b>TOTAL MANAGERS AND STAFF</b>                | 5,7 | 1 061 609 | 1 157 757 | 1 207 208 | 1 339 943 | 1 242 484 | 1 242 484 | 1 351 369 | 1 417 817 |

References

1. Include 'Loans and advances' where applicable if any reportable amounts until phased compliance with s164 of MFMA achieved
2. s57 of the Systems Act
3. In kind benefits (e.g. provision of living quarters) must be shown as the cost (full market value) to the municipality, as part of the relevant allowance
4. B/A, C/B, D/C, E/C, F/C, G/D, H/D, I/D
5. Must agree to the sub-total appearing on Table A1 (Employee costs)
6. Includes pension payments and employer contributions to medical aid
7. Correct as at 30 June

Column Definitions:

- A, B and C. Audited actual as per the audited financial statements. If audited amounts are unavailable, unaudited amounts must be provided with a note stating these are unaudited
- D. The original budget approved by council for the budget year.
- E. The budget for the budget year as adjusted by council resolution in terms of section 28 of the MFMA.
- F. An estimate of final actual amounts (pre audit) for the current year at the point in time of preparing the budget for the budget year. This may differ from E.
- G. The amount to be appropriated for the budget year.
- H and I. The indicative projection

**& Expenditure**

**Budget Year +2  
2025/26**

|        |
|--------|
|        |
| 54 676 |
| 7 916  |
| 1 160  |
| 9 692  |
| 3 575  |
| -      |
| -      |
| 77 019 |
| 4.7%   |

|   |
|---|
| - |
| - |
| - |
| - |
| - |
| - |
| - |
| - |
| - |
| - |
| - |
| - |

|   |
|---|
| - |
| - |

|         |
|---------|
| 875 826 |
| 164 190 |
| 72 788  |
| 137 154 |
| 69 187  |
| 80 905  |
| 5 233   |
| 4 719   |
| 57 086  |
| 15 729  |
| 5 486   |
| -       |
| 17      |

|           |
|-----------|
| 1 488 320 |
| 5.0%      |

|           |
|-----------|
| 1 565 339 |
| 5.0%      |

|   |
|---|
| - |
| - |

|   |           |
|---|-----------|
|   |           |
|   |           |
| - |           |
|   |           |
| - |           |
|   |           |
| - |           |
|   |           |
| - |           |
|   |           |
|   |           |
|   | 1 565 339 |
|   | 5.0%      |
|   | 1 488 320 |

**GT421 Emfuleni - Supporting Table SA23 Salaries, allowances & benefits (political office bearers/councillors/senior managers)**

| Disclosure of Salaries, Allowances & Benefits 1.                     | Ref         | No.      | Salary            | Contributions    | Allowances        | Performance Bonuses | In-kind benefits | Total Package     |
|----------------------------------------------------------------------|-------------|----------|-------------------|------------------|-------------------|---------------------|------------------|-------------------|
| Rand per annum                                                       |             |          |                   | 1.               |                   |                     |                  | 2.                |
| <b>Councillors</b>                                                   | 3           |          |                   |                  |                   |                     |                  |                   |
| Speaker                                                              | 4           |          | 875 338           | 163 659          | 366 186           |                     |                  | 1 405 183         |
| Chief Whip                                                           |             |          | 872 219           | 123 832          | 350 660           |                     |                  | 1 346 711         |
| Executive Mayor                                                      |             |          | 1 452 719         | 264 577          | 34 201            |                     |                  | 1 751 497         |
| Deputy Executive Mayor                                               |             |          |                   |                  |                   |                     |                  | -                 |
| Executive Committee                                                  |             |          | 9 631 327         | 1 592 766        | 2 065 682         |                     |                  | 13 289 775        |
| Total for all other councillors                                      |             |          | 36 997 965        | 6 126 954        | 9 274 302         |                     |                  | 52 399 221        |
| <b>Total Councillors</b>                                             | <b>8</b>    | <b>-</b> | <b>49 829 568</b> | <b>8 271 788</b> | <b>12 091 031</b> |                     |                  | <b>70 192 387</b> |
| <b>Senior Managers of the Municipality</b>                           | 5           |          |                   |                  |                   |                     |                  |                   |
| Municipal Manager (MM)                                               |             |          | -                 | -                | -                 | -                   | -                | -                 |
| Chief Finance Officer                                                |             |          | -                 | -                | -                 | -                   | -                | -                 |
| SM                                                                   |             |          | -                 | -                | -                 | -                   | -                | -                 |
| SM D01                                                               |             |          | -                 | -                | -                 | -                   | -                | -                 |
| SM D02                                                               |             |          | -                 | -                | -                 | -                   | -                | -                 |
| SM D03                                                               |             |          | -                 | -                | -                 | -                   | -                | -                 |
| SM D04                                                               |             |          | -                 | -                | -                 | -                   | -                | -                 |
| SM D05                                                               |             |          | -                 | -                | -                 | -                   | -                | -                 |
| SM D06                                                               |             |          | -                 | -                | -                 | -                   | -                | -                 |
| SM D08                                                               |             |          | -                 | -                | -                 | -                   | -                | -                 |
| SM D09                                                               |             |          | -                 | -                | -                 | -                   | -                | -                 |
| SM D10                                                               |             |          | -                 | -                | -                 | -                   | -                | -                 |
| SM D15                                                               |             |          | -                 | -                | -                 | -                   | -                | -                 |
| SM DCH                                                               |             |          | -                 | -                | -                 | -                   | -                | -                 |
| SM DCS                                                               |             |          | -                 | -                | -                 | -                   | -                | -                 |
| SM DPS                                                               |             |          | -                 | -                | -                 | -                   | -                | -                 |
| SM DTS                                                               |             |          | -                 | -                | -                 | -                   | -                | -                 |
|                                                                      |             |          | -                 | -                | -                 | -                   | -                | -                 |
| List of each official with packages >= senior manager                |             |          |                   |                  |                   |                     |                  |                   |
|                                                                      |             |          |                   |                  |                   |                     |                  |                   |
|                                                                      |             |          |                   |                  |                   |                     |                  |                   |
|                                                                      |             |          |                   |                  |                   |                     |                  |                   |
|                                                                      |             |          |                   |                  |                   |                     |                  |                   |
|                                                                      |             |          |                   |                  |                   |                     |                  |                   |
|                                                                      |             |          |                   |                  |                   |                     |                  |                   |
|                                                                      |             |          |                   |                  |                   |                     |                  |                   |
|                                                                      |             |          |                   |                  |                   |                     |                  |                   |
|                                                                      |             |          |                   |                  |                   |                     |                  |                   |
|                                                                      |             |          |                   |                  |                   |                     |                  |                   |
|                                                                      |             |          |                   |                  |                   |                     |                  |                   |
|                                                                      |             |          |                   |                  |                   |                     |                  |                   |
|                                                                      |             |          |                   |                  |                   |                     |                  |                   |
|                                                                      |             |          |                   |                  |                   |                     |                  |                   |
|                                                                      |             |          |                   |                  |                   |                     |                  |                   |
|                                                                      |             |          |                   |                  |                   |                     |                  |                   |
|                                                                      |             |          |                   |                  |                   |                     |                  |                   |
|                                                                      |             |          |                   |                  |                   |                     |                  |                   |
|                                                                      |             |          |                   |                  |                   |                     |                  |                   |
|                                                                      |             |          |                   |                  |                   |                     |                  |                   |
|                                                                      |             |          |                   |                  |                   |                     |                  |                   |
|                                                                      |             |          |                   |                  |                   |                     |                  |                   |
|                                                                      |             |          |                   |                  |                   |                     |                  |                   |
|                                                                      |             |          |                   |                  |                   |                     |                  |                   |
|                                                                      |             |          |                   |                  |                   |                     |                  |                   |
| <b>Total Senior Managers of the Municipality</b>                     | <b>8,10</b> | <b>-</b> | <b>-</b>          | <b>-</b>         | <b>-</b>          | <b>-</b>            | <b>-</b>         | <b>-</b>          |
| <b>A Heading for Each Entity</b>                                     | 6,7         |          |                   |                  |                   |                     |                  |                   |
| List each member of board by designation                             |             |          |                   |                  |                   |                     |                  |                   |
|                                                                      |             |          |                   |                  |                   |                     |                  |                   |
|                                                                      |             |          |                   |                  |                   |                     |                  |                   |
|                                                                      |             |          |                   |                  |                   |                     |                  |                   |
|                                                                      |             |          |                   |                  |                   |                     |                  |                   |
|                                                                      |             |          |                   |                  |                   |                     |                  |                   |
|                                                                      |             |          |                   |                  |                   |                     |                  |                   |
|                                                                      |             |          |                   |                  |                   |                     |                  |                   |
|                                                                      |             |          |                   |                  |                   |                     |                  |                   |
|                                                                      |             |          |                   |                  |                   |                     |                  |                   |
|                                                                      |             |          |                   |                  |                   |                     |                  |                   |
|                                                                      |             |          |                   |                  |                   |                     |                  |                   |
|                                                                      |             |          |                   |                  |                   |                     |                  |                   |
|                                                                      |             |          |                   |                  |                   |                     |                  |                   |
|                                                                      |             |          |                   |                  |                   |                     |                  |                   |
|                                                                      |             |          |                   |                  |                   |                     |                  |                   |
|                                                                      |             |          |                   |                  |                   |                     |                  |                   |
|                                                                      |             |          |                   |                  |                   |                     |                  |                   |
|                                                                      |             |          |                   |                  |                   |                     |                  |                   |
|                                                                      |             |          |                   |                  |                   |                     |                  |                   |
|                                                                      |             |          |                   |                  |                   |                     |                  |                   |
|                                                                      |             |          |                   |                  |                   |                     |                  |                   |
|                                                                      |             |          |                   |                  |                   |                     |                  |                   |
|                                                                      |             |          |                   |                  |                   |                     |                  |                   |
|                                                                      |             |          |                   |                  |                   |                     |                  |                   |
|                                                                      |             |          |                   |                  |                   |                     |                  |                   |
| <b>Total for municipal entities</b>                                  | <b>8,10</b> | <b>-</b> | <b>-</b>          | <b>-</b>         | <b>-</b>          | <b>-</b>            | <b>-</b>         | <b>-</b>          |
| <b>TOTAL COST OF COUNCILLOR, DIRECTOR and EXECUTIVE REMUNERATION</b> | <b>10</b>   | <b>-</b> | <b>49 829 568</b> | <b>8 271 788</b> | <b>12 091 031</b> | <b>-</b>            | <b>-</b>         | <b>70 192 387</b> |

References

1. Pension and medical aid
2. Total package must equal the total cost to the municipality
3. List each political office bearer by designation. Provide a total for all other councillors
4. Political office bearer is defined in MFMA s 1: speaker, executive mayor, deputy executive mayor, member of executive committee, mayor, deputy mayor, member of mayoral committee, the councillor designated to exercise powers and duties of mayor (MSA s 57)
5. Also list each senior manager reporting to MM by designation and each official with package >= senior manager by designation
6. List each entity where municipality has an interest and state percentage ownership and control
7. List each senior manager reporting to the CEO of an Entity by designation
8. Must reconcile to relevant section of Table SA24
9. Must reconcile to totals shown for the budget year of Table SA22
10. Correct as at 30 June

GT421 Emfuleni - Supporting Table SA24 Summary of personnel numbers

| Summary of Personnel Numbers                                  | Ref   | 2021/22   |                     |                    | Current Year 2022/23 |                     |                    | Budget Year 2023/24 |                     |                    |
|---------------------------------------------------------------|-------|-----------|---------------------|--------------------|----------------------|---------------------|--------------------|---------------------|---------------------|--------------------|
|                                                               |       | Positions | Permanent employees | Contract employees | Positions            | Permanent employees | Contract employees | Positions           | Permanent employees | Contract employees |
| <b>Municipal Council and Boards of Municipal Entities</b>     |       |           |                     |                    |                      |                     |                    |                     |                     |                    |
| Councillors (Political Office Bearers plus Other Councillors) |       |           |                     |                    |                      |                     |                    |                     |                     |                    |
| Board Members of municipal entities                           | 4     |           |                     |                    |                      |                     |                    |                     |                     |                    |
| <b>Municipal employees</b>                                    | 5     |           |                     |                    |                      |                     |                    |                     |                     |                    |
| Municipal Manager and Senior Managers                         | 3     |           |                     |                    |                      |                     |                    |                     |                     |                    |
| Other Managers                                                | 7     |           |                     |                    |                      |                     |                    |                     |                     |                    |
| Professionals                                                 |       | -         | -                   | -                  | -                    | -                   | -                  | -                   | -                   | -                  |
| Finance                                                       |       |           |                     |                    |                      |                     |                    |                     |                     |                    |
| Spatial/town planning                                         |       |           |                     |                    |                      |                     |                    |                     |                     |                    |
| Information Technology                                        |       |           |                     |                    |                      |                     |                    |                     |                     |                    |
| Roads                                                         |       |           |                     |                    |                      |                     |                    |                     |                     |                    |
| Electricity                                                   |       |           |                     |                    |                      |                     |                    |                     |                     |                    |
| Water                                                         |       |           |                     |                    |                      |                     |                    |                     |                     |                    |
| Sanitation                                                    |       |           |                     |                    |                      |                     |                    |                     |                     |                    |
| Refuse                                                        |       |           |                     |                    |                      |                     |                    |                     |                     |                    |
| Other                                                         |       |           |                     |                    |                      |                     |                    |                     |                     |                    |
| Technicians                                                   |       | -         | -                   | -                  | -                    | -                   | -                  | -                   | -                   | -                  |
| Finance                                                       |       |           |                     |                    |                      |                     |                    |                     |                     |                    |
| Spatial/town planning                                         |       |           |                     |                    |                      |                     |                    |                     |                     |                    |
| Information Technology                                        |       |           |                     |                    |                      |                     |                    |                     |                     |                    |
| Roads                                                         |       |           |                     |                    |                      |                     |                    |                     |                     |                    |
| Electricity                                                   |       |           |                     |                    |                      |                     |                    |                     |                     |                    |
| Water                                                         |       |           |                     |                    |                      |                     |                    |                     |                     |                    |
| Sanitation                                                    |       |           |                     |                    |                      |                     |                    |                     |                     |                    |
| Refuse                                                        |       |           |                     |                    |                      |                     |                    |                     |                     |                    |
| Other                                                         |       |           |                     |                    |                      |                     |                    |                     |                     |                    |
| Clerks (Clerical and administrative)                          |       |           |                     |                    |                      |                     |                    |                     |                     |                    |
| Service and sales workers                                     |       |           |                     |                    |                      |                     |                    |                     |                     |                    |
| Skilled agricultural and fishery workers                      |       |           |                     |                    |                      |                     |                    |                     |                     |                    |
| Craft and related trades                                      |       |           |                     |                    |                      |                     |                    |                     |                     |                    |
| Plant and Machine Operators                                   |       |           |                     |                    |                      |                     |                    |                     |                     |                    |
| Elementary Occupations                                        |       |           |                     |                    |                      |                     |                    |                     |                     |                    |
| <b>TOTAL PERSONNEL NUMBERS</b>                                | 9     | -         | -                   | -                  | -                    | -                   | -                  | -                   | -                   | -                  |
| <b>% increase</b>                                             |       |           |                     |                    | -                    | -                   | -                  | -                   | -                   | -                  |
| <b>Total municipal employees headcount</b>                    | 6, 10 |           |                     |                    |                      |                     |                    |                     |                     |                    |
| Finance personnel headcount                                   | 8, 10 |           |                     |                    |                      |                     |                    |                     |                     |                    |
| Human Resources personnel headcount                           | 8, 10 |           |                     |                    |                      |                     |                    |                     |                     |                    |

References

1. Positions must be funded and aligned to the municipality's current organisational structure
2. Full Time Equivalent (FTE). E.g. One full time person = 1FTE. A person working half time (say 4 hours out of 8) = 0.5FTE.
3. s57 of the Systems Act
4. Include only in Consolidated Statements
5. Include municipal entity employees in Consolidated Statements
6. Include headcount (number of persons, Not FTE) of managers and staff only (exclude councillors)
7. Managers who provide the direction of a critical technical function
8. Total number of employees working on these functions

GT421 Emfuleni - Supporting Table SA25 Budgeted monthly revenue and expenditure

| Description                                                          | Ref | Budget Year 2023/24 |                |                |                |                |                |                |                |                |                |                |                | Medium Term Revenue and Expenditure Framework |                        |                        |  |
|----------------------------------------------------------------------|-----|---------------------|----------------|----------------|----------------|----------------|----------------|----------------|----------------|----------------|----------------|----------------|----------------|-----------------------------------------------|------------------------|------------------------|--|
|                                                                      |     | July                | August         | Sept.          | October        | November       | December       | January        | February       | March          | April          | May            | June           | Budget Year 2023/24                           | Budget Year +1 2024/25 | Budget Year +2 2025/26 |  |
| <b>R thousand</b>                                                    |     |                     |                |                |                |                |                |                |                |                |                |                |                |                                               |                        |                        |  |
| <b>Revenue</b>                                                       |     |                     |                |                |                |                |                |                |                |                |                |                |                |                                               |                        |                        |  |
| <b>Exchange Revenue</b>                                              |     |                     |                |                |                |                |                |                |                |                |                |                |                |                                               |                        |                        |  |
| Service charges - Electricity                                        |     | 313 869             | 313 869        | 313 869        | 313 869        | 313 869        | 313 869        | 313 869        | 313 869        | 313 869        | 313 869        | 313 869        | 313 869        | 3 766 427                                     | 4 170 941              | 4 618 900              |  |
| Service charges - Water                                              |     | 82 610              | 82 610         | 82 610         | 82 610         | 82 610         | 82 610         | 82 610         | 82 610         | 82 610         | 82 610         | 82 610         | 82 610         | 991 315                                       | 1 082 516              | 1 182 107              |  |
| Service charges - Waste Water Management                             |     | 26 911              | 26 911         | 26 911         | 26 911         | 26 911         | 26 911         | 26 911         | 26 911         | 26 911         | 26 911         | 26 911         | 26 911         | 322 935                                       | 338 759                | 354 681                |  |
| Service charges - Waste Management                                   |     | 19 107              | 19 107         | 19 107         | 19 107         | 19 107         | 19 107         | 19 107         | 19 107         | 19 107         | 19 107         | 19 107         | 19 107         | 229 283                                       | 240 518                | 251 822                |  |
| Sale of Goods and Rendering of Services                              |     | 4 114               | 4 114          | 4 114          | 4 114          | 4 114          | 4 114          | 4 114          | 4 114          | 4 114          | 4 114          | 4 114          | 4 114          | 49 369                                        | 51 788                 | 54 222                 |  |
| Agency services                                                      |     |                     |                |                |                |                |                |                |                |                |                |                |                | -                                             | -                      | -                      |  |
| Interest                                                             |     |                     |                |                |                |                |                |                |                |                |                |                |                | -                                             | -                      | -                      |  |
| Interest earned from Receivables                                     |     | 10 678              | 10 678         | 10 678         | 10 678         | 10 678         | 10 678         | 10 678         | 10 678         | 10 678         | 10 678         | 10 678         | 10 678         | 128 135                                       | 134 414                | 140 731                |  |
| Interest earned from Current and Non Current Assets                  |     | 7                   | 7              | 7              | 7              | 7              | 7              | 7              | 7              | 7              | 7              | 7              | 7              | 89                                            | 93                     | 97                     |  |
| Dividends                                                            |     |                     |                |                |                |                |                |                |                |                |                |                |                | -                                             | -                      | -                      |  |
| Rent on Land                                                         |     |                     |                |                |                |                |                |                |                |                |                |                |                | -                                             | -                      | -                      |  |
| Rental from Fixed Assets                                             |     | 3 121               | 3 121          | 3 121          | 3 121          | 3 121          | 3 121          | 3 121          | 3 121          | 3 121          | 3 121          | 3 121          | 3 121          | 37 448                                        | 39 282                 | 41 129                 |  |
| Licence and permits                                                  |     | 13                  | 13             | 13             | 13             | 13             | 13             | 13             | 13             | 13             | 13             | 13             | 13             | 157                                           | 165                    | 172                    |  |
| Operational Revenue                                                  |     | 306                 | 306            | 306            | 306            | 306            | 306            | 306            | 306            | 306            | 306            | 306            | 306            | 3 668                                         | 3 847                  | 4 028                  |  |
| <b>Non-Exchange Revenue</b>                                          |     |                     |                |                |                |                |                |                |                |                |                |                |                |                                               |                        |                        |  |
| Property rates                                                       |     | 100 809             | 100 809        | 100 809        | 100 809        | 100 809        | 100 809        | 100 809        | 100 809        | 100 809        | 100 809        | 100 809        | 100 809        | 1 209 708                                     | 1 268 984              | 1 328 626              |  |
| Surcharges and Taxes                                                 |     |                     |                |                |                |                |                |                |                |                |                |                |                | -                                             | -                      | -                      |  |
| Fines, penalties and forfeits                                        |     | 9 283               | 9 283          | 9 283          | 9 283          | 9 283          | 9 283          | 9 283          | 9 283          | 9 283          | 9 283          | 9 283          | 9 283          | 111 396                                       | 116 854                | 122 346                |  |
| Licences or permits                                                  |     |                     |                |                |                |                |                |                |                |                |                |                |                | -                                             | -                      | -                      |  |
| Transfer and subsidies - Operational                                 |     | 96 840              | 96 840         | 96 840         | 96 840         | 96 840         | 96 840         | 96 840         | 96 840         | 96 840         | 96 840         | 96 840         | 96 840         | 1 162 079                                     | 1 261 540              | 1 355 848              |  |
| Interest                                                             |     | 1 529               | 1 529          | 1 529          | 1 529          | 1 529          | 1 529          | 1 529          | 1 529          | 1 529          | 1 529          | 1 529          | 1 529          | 18 345                                        | 19 244                 | 20 148                 |  |
| Fuel Levy                                                            |     |                     |                |                |                |                |                |                |                |                |                |                |                | -                                             | -                      | -                      |  |
| Operational Revenue                                                  |     |                     |                |                |                |                |                |                |                |                |                |                |                | -                                             | -                      | -                      |  |
| Gains on disposal of Assets                                          |     | -                   | -              | -              | -              | -              | -              | -              | -              | -              | -              | -              | -              | -                                             | -                      | -                      |  |
| Other Gains                                                          |     | -                   | -              | -              | -              | -              | -              | -              | -              | -              | -              | -              | -              | -                                             | -                      | -                      |  |
| Discontinued Operations                                              |     |                     |                |                |                |                |                |                |                |                |                |                |                | -                                             | -                      | -                      |  |
| <b>Total Revenue (excluding capital transfers and contr</b>          |     | <b>669 196</b>      | <b>669 196</b> | <b>669 196</b> | <b>669 196</b> | <b>669 196</b> | <b>669 196</b> | <b>669 196</b> | <b>669 196</b> | <b>669 196</b> | <b>669 196</b> | <b>669 196</b> | <b>669 197</b> | <b>8 030 352</b>                              | <b>8 728 945</b>       | <b>9 474 859</b>       |  |
| <b>Expenditure</b>                                                   |     |                     |                |                |                |                |                |                |                |                |                |                |                |                                               |                        |                        |  |
| Employee related costs                                               |     | 112 615             | 112 615        | 112 615        | 112 615        | 112 615        | 112 615        | 112 615        | 112 615        | 112 615        | 112 615        | 112 615        | 112 607        | 1 351 369                                     | 1 417 817              | 1 488 320              |  |
| Remuneration of councillors                                          |     | 5 849               | 5 849          | 5 849          | 5 849          | 5 849          | 5 849          | 5 849          | 5 849          | 5 849          | 5 849          | 5 849          | 5 849          | 70 192                                        | 73 562                 | 77 019                 |  |
| Bulk purchases - electricity                                         |     | 231 531             | 231 531        | 231 531        | 231 531        | 231 531        | 231 531        | 231 531        | 231 531        | 231 531        | 231 531        | 231 531        | 231 531        | 2 778 367                                     | 2 994 654              | 3 444 925              |  |
| Inventory consumed                                                   |     | 92 009              | 92 009         | 92 009         | 92 009         | 92 009         | 92 009         | 92 009         | 92 009         | 92 009         | 92 009         | 92 009         | 92 009         | 95 759                                        | 1 304 278              | 1 408 032              |  |
| Debt impairment                                                      |     | 111 541             | 111 541        | 111 541        | 111 541        | 111 541        | 111 541        | 111 541        | 111 541        | 111 541        | 111 541        | 111 541        | 111 541        | 1 338 488                                     | 1 457 983              | 1 588 229              |  |
| Depreciation and amortisation                                        |     | 42 779              | 42 779         | 42 779         | 42 779         | 42 779         | 42 779         | 42 779         | 42 779         | 42 779         | 42 779         | 42 779         | 42 779         | 513 349                                       | 538 503                | 563 813                |  |
| Interest                                                             |     | -                   | -              | -              | -              | -              | -              | -              | -              | -              | -              | -              | -              | -                                             | -                      | -                      |  |
| Contracted services                                                  |     | 30 844              | 30 844         | 30 844         | 30 844         | 30 844         | 30 844         | 30 844         | 30 844         | 30 844         | 30 844         | 30 844         | 30 844         | 370 129                                       | 395 014                | 406 763                |  |
| Transfers and subsidies                                              |     | 183                 | 183            | 183            | 183            | 183            | 183            | 183            | 183            | 183            | 183            | 183            | 183            | 2 200                                         | 2 200                  | 2 200                  |  |
| Irrecoverable debts written off                                      |     | -                   | -              | -              | -              | -              | -              | -              | -              | -              | -              | -              | -              | -                                             | -                      | -                      |  |
| Operational costs                                                    |     | 14 503              | 14 503         | 14 503         | 14 503         | 14 503         | 14 503         | 14 503         | 14 503         | 14 503         | 14 503         | 14 503         | 14 503         | 174 041                                       | 181 395                | 189 655                |  |
| Losses on disposal of Assets                                         |     | -                   | -              | -              | -              | -              | -              | -              | -              | -              | -              | -              | -              | -                                             | -                      | -                      |  |
| Other Losses                                                         |     | -                   | -              | -              | -              | -              | -              | -              | -              | -              | -              | -              | -              | -                                             | -                      | -                      |  |
| <b>Total Expenditure</b>                                             |     | <b>641 854</b>      | <b>641 854</b> | <b>641 854</b> | <b>641 854</b> | <b>641 854</b> | <b>641 854</b> | <b>641 854</b> | <b>641 854</b> | <b>641 854</b> | <b>641 854</b> | <b>641 854</b> | <b>645 594</b> | <b>7 705 992</b>                              | <b>8 365 405</b>       | <b>9 168 956</b>       |  |
| <b>Surplus/(Deficit)</b>                                             |     | <b>27 342</b>       | <b>27 342</b>  | <b>27 342</b>  | <b>27 342</b>  | <b>27 342</b>  | <b>27 342</b>  | <b>27 342</b>  | <b>27 342</b>  | <b>27 342</b>  | <b>27 342</b>  | <b>27 342</b>  | <b>23 603</b>  | <b>324 360</b>                                | <b>363 540</b>         | <b>305 903</b>         |  |
| Transfers and subsidies - capital (monetary allocations)             |     | 17 650              | 17 650         | 17 650         | 17 650         | 17 650         | 17 650         | 17 650         | 17 650         | 17 650         | 17 650         | 17 650         | 17 650         | 211 800                                       | 232 212                | 236 731                |  |
| Transfers and subsidies - capital (in-kind)                          |     | -                   | -              | -              | -              | -              | -              | -              | -              | -              | -              | -              | -              | -                                             | -                      | -                      |  |
| <b>Surplus/(Deficit) after capital transfers &amp; contributions</b> |     | <b>44 992</b>       | <b>44 992</b>  | <b>44 992</b>  | <b>44 992</b>  | <b>44 992</b>  | <b>44 992</b>  | <b>44 992</b>  | <b>44 992</b>  | <b>44 992</b>  | <b>44 992</b>  | <b>44 992</b>  | <b>41 253</b>  | <b>536 160</b>                                | <b>595 752</b>         | <b>542 634</b>         |  |
| Income Tax                                                           |     |                     |                |                |                |                |                |                |                |                |                |                |                | -                                             | -                      | -                      |  |
| <b>Surplus/(Deficit) after income tax</b>                            |     | <b>44 992</b>       | <b>44 992</b>  | <b>44 992</b>  | <b>44 992</b>  | <b>44 992</b>  | <b>44 992</b>  | <b>44 992</b>  | <b>44 992</b>  | <b>44 992</b>  | <b>44 992</b>  | <b>44 992</b>  | <b>41 253</b>  | <b>536 160</b>                                | <b>595 752</b>         | <b>542 634</b>         |  |
| Share of Surplus/Deficit attributable to Joint Venture               |     |                     |                |                |                |                |                |                |                |                |                |                |                | -                                             | -                      | -                      |  |
| Share of Surplus/Deficit attributable to Minorities                  |     |                     |                |                |                |                |                |                |                |                |                |                |                | -                                             | -                      | -                      |  |
| <b>Surplus/(Deficit) attributable to municipality</b>                |     | <b>44 992</b>       | <b>44 992</b>  | <b>44 992</b>  | <b>44 992</b>  | <b>44 992</b>  | <b>44 992</b>  | <b>44 992</b>  | <b>44 992</b>  | <b>44 992</b>  | <b>44 992</b>  | <b>44 992</b>  | <b>41 253</b>  | <b>536 160</b>                                | <b>595 752</b>         | <b>542 634</b>         |  |
| Share of Surplus/Deficit attributable to Associate                   |     |                     |                |                |                |                |                |                |                |                |                |                |                | -                                             | -                      | -                      |  |
| Intercompany/Parent subsidiary transactions                          |     |                     |                |                |                |                |                |                |                |                |                |                |                | -                                             | -                      | -                      |  |
| <b>Surplus/(Deficit) for the year</b>                                | 1   | <b>44 992</b>       | <b>44 992</b>  | <b>44 992</b>  | <b>44 992</b>  | <b>44 992</b>  | <b>44 992</b>  | <b>44 992</b>  | <b>44 992</b>  | <b>44 992</b>  | <b>44 992</b>  | <b>44 992</b>  | <b>41 253</b>  | <b>536 160</b>                                | <b>595 752</b>         | <b>542 634</b>         |  |

References

1. Surplus (Deficit) must reconcile with Budgeted Financial Performance



**GT421 Emfuleni - Supporting Table SA26 Budgeted monthly revenue and expenditure (municipal vote)**

| Description                                               | Ref      | Budget Year 2023/24 |                |                |                |                |                |                |                |                |                |                |                | Medium Term Revenue and Expenditure Framework |                        |                        |
|-----------------------------------------------------------|----------|---------------------|----------------|----------------|----------------|----------------|----------------|----------------|----------------|----------------|----------------|----------------|----------------|-----------------------------------------------|------------------------|------------------------|
|                                                           |          | July                | August         | Sept.          | October        | November       | December       | January        | February       | March          | April          | May            | June           | Budget Year 2023/24                           | Budget Year +1 2024/25 | Budget Year +2 2025/26 |
| <b>Revenue by Vote</b>                                    |          |                     |                |                |                |                |                |                |                |                |                |                |                |                                               |                        |                        |
| Vote 01 - Executive & Council                             |          | -                   | -              | -              | -              | -              | -              | -              | -              | -              | -              | -              | -              | -                                             | -                      | -                      |
| Vote 02 - Municipal Manager                               |          | -                   | -              | -              | -              | -              | -              | -              | -              | -              | -              | -              | -              | -                                             | -                      | -                      |
| Vote 03 - Financial Services                              |          | 195 127             | 195 127        | 195 127        | 195 127        | 195 127        | 195 127        | 195 127        | 195 127        | 195 127        | 195 127        | 195 127        | 195 127        | 2 341 522                                     | 2 491 366              | 2 648 211              |
| Vote 04 - Corporate Services                              |          | 208                 | 208            | 208            | 208            | 208            | 208            | 208            | 208            | 208            | 208            | 208            | 208            | 2 500                                         | 2 500                  | 2 500                  |
| Vote 05 - Basic Services                                  |          | 473 492             | 473 492        | 473 492        | 473 492        | 473 492        | 473 492        | 473 492        | 473 492        | 473 492        | 473 492        | 473 492        | 473 492        | 5 681 902                                     | 6 243 539              | 6 830 417              |
| Vote 06 - Agriculture, Economic Development Planning & Hu |          | 1 517               | 1 517          | 1 517          | 1 517          | 1 517          | 1 517          | 1 517          | 1 517          | 1 517          | 1 517          | 1 517          | 1 517          | 18 198                                        | 19 090                 | 19 987                 |
| Vote 07 - Public Safety & Community Development           |          | 16 503              | 16 503         | 16 503         | 16 503         | 16 503         | 16 503         | 16 503         | 16 503         | 16 503         | 16 503         | 16 503         | 16 503         | 198 030                                       | 204 662                | 210 475                |
| Vote 08 -                                                 |          | -                   | -              | -              | -              | -              | -              | -              | -              | -              | -              | -              | -              | -                                             | -                      | -                      |
| Vote 09 -                                                 |          | -                   | -              | -              | -              | -              | -              | -              | -              | -              | -              | -              | -              | -                                             | -                      | -                      |
| Vote 10 -                                                 |          | -                   | -              | -              | -              | -              | -              | -              | -              | -              | -              | -              | -              | -                                             | -                      | -                      |
| Vote 11 -                                                 |          | -                   | -              | -              | -              | -              | -              | -              | -              | -              | -              | -              | -              | -                                             | -                      | -                      |
| Vote 12 -                                                 |          | -                   | -              | -              | -              | -              | -              | -              | -              | -              | -              | -              | -              | -                                             | -                      | -                      |
| Vote 13 -                                                 |          | -                   | -              | -              | -              | -              | -              | -              | -              | -              | -              | -              | -              | -                                             | -                      | -                      |
| Vote 14 -                                                 |          | -                   | -              | -              | -              | -              | -              | -              | -              | -              | -              | -              | -              | -                                             | -                      | -                      |
| Vote 15 - Other                                           |          | -                   | -              | -              | -              | -              | -              | -              | -              | -              | -              | -              | -              | -                                             | -                      | -                      |
| <b>Total Revenue by Vote</b>                              |          | <b>686 846</b>      | <b>686 846</b> | <b>686 846</b> | <b>686 846</b> | <b>686 846</b> | <b>686 846</b> | <b>686 846</b> | <b>686 846</b> | <b>686 846</b> | <b>686 846</b> | <b>686 846</b> | <b>686 847</b> | <b>8 242 152</b>                              | <b>8 961 157</b>       | <b>9 711 590</b>       |
| <b>Expenditure by Vote to be appropriated</b>             |          |                     |                |                |                |                |                |                |                |                |                |                |                |                                               |                        |                        |
| Vote 01 - Executive & Council                             |          | 13 617              | 13 617         | 13 617         | 13 617         | 13 617         | 13 617         | 13 617         | 13 617         | 13 617         | 13 617         | 13 617         | 13 615         | 163 399                                       | 171 344                | 179 158                |
| Vote 02 - Municipal Manager                               |          | 10 281              | 10 281         | 10 281         | 10 281         | 10 281         | 10 281         | 10 281         | 10 281         | 10 281         | 10 281         | 10 281         | 10 280         | 123 367                                       | 129 468                | 135 980                |
| Vote 03 - Financial Services                              |          | 34 224              | 34 224         | 34 224         | 34 224         | 34 224         | 34 224         | 34 224         | 34 224         | 34 224         | 34 224         | 34 224         | 34 223         | 410 686                                       | 438 530                | 469 707                |
| Vote 04 - Corporate Services                              |          | 20 413              | 20 413         | 20 413         | 20 413         | 20 413         | 20 413         | 20 413         | 20 413         | 20 413         | 20 413         | 20 413         | 20 412         | 244 958                                       | 256 685                | 268 924                |
| Vote 05 - Basic Services                                  |          | 497 745             | 497 745        | 497 745        | 497 745        | 497 745        | 497 745        | 497 745        | 497 745        | 497 745        | 497 745        | 497 745        | 497 742        | 5 972 932                                     | 6 533 576              | 7 235 568              |
| Vote 06 - Agriculture, Economic Development Planning & Hu |          | 10 132              | 10 132         | 10 132         | 10 132         | 10 132         | 10 132         | 10 132         | 10 132         | 10 132         | 10 132         | 10 132         | 10 131         | 121 582                                       | 127 221                | 133 121                |
| Vote 07 - Public Safety & Community Development           |          | 55 444              | 55 444         | 55 444         | 55 444         | 55 444         | 55 444         | 55 444         | 55 444         | 55 444         | 55 444         | 55 440         | 55 440         | 665 320                                       | 704 647                | 742 379                |
| Vote 08 -                                                 |          | -                   | -              | -              | -              | -              | -              | -              | -              | -              | -              | -              | -              | -                                             | -                      | -                      |
| Vote 09 -                                                 |          | -                   | -              | -              | -              | -              | -              | -              | -              | -              | -              | -              | -              | -                                             | -                      | -                      |
| Vote 10 -                                                 |          | -                   | -              | -              | -              | -              | -              | -              | -              | -              | -              | -              | -              | -                                             | -                      | -                      |
| Vote 11 -                                                 |          | -                   | -              | -              | -              | -              | -              | -              | -              | -              | -              | -              | -              | -                                             | -                      | -                      |
| Vote 12 -                                                 |          | -                   | -              | -              | -              | -              | -              | -              | -              | -              | -              | -              | -              | -                                             | -                      | -                      |
| Vote 13 -                                                 |          | -                   | -              | -              | -              | -              | -              | -              | -              | -              | -              | -              | -              | -                                             | -                      | -                      |
| Vote 14 -                                                 |          | -                   | -              | -              | -              | -              | -              | -              | -              | -              | -              | -              | -              | -                                             | -                      | -                      |
| Vote 15 - Other                                           |          | -                   | -              | -              | -              | -              | -              | -              | -              | -              | -              | -              | -              | -                                             | -                      | -                      |
| <b>Total Expenditure by Vote</b>                          |          | <b>641 854</b>      | <b>641 854</b> | <b>641 854</b> | <b>641 854</b> | <b>641 854</b> | <b>641 854</b> | <b>641 854</b> | <b>641 854</b> | <b>641 854</b> | <b>641 854</b> | <b>641 854</b> | <b>641 844</b> | <b>7 702 242</b>                              | <b>8 361 471</b>       | <b>9 164 837</b>       |
| <b>Surplus/(Deficit) before assoc.</b>                    |          | <b>44 992</b>       | <b>44 992</b>  | <b>44 992</b>  | <b>44 992</b>  | <b>44 992</b>  | <b>44 992</b>  | <b>44 992</b>  | <b>44 992</b>  | <b>44 992</b>  | <b>44 992</b>  | <b>44 992</b>  | <b>45 003</b>  | <b>539 910</b>                                | <b>599 686</b>         | <b>546 753</b>         |
| Income Tax                                                |          | -                   | -              | -              | -              | -              | -              | -              | -              | -              | -              | -              | -              | -                                             | -                      | -                      |
| Share of Surplus/Deficit attributable to Minorities       |          | -                   | -              | -              | -              | -              | -              | -              | -              | -              | -              | -              | -              | -                                             | -                      | -                      |
| Intercompany/Parent subsidiary transactions               |          | -                   | -              | -              | -              | -              | -              | -              | -              | -              | -              | -              | -              | -                                             | -                      | -                      |
| <b>Surplus/(Deficit)</b>                                  | <b>1</b> | <b>44 992</b>       | <b>44 992</b>  | <b>44 992</b>  | <b>44 992</b>  | <b>44 992</b>  | <b>44 992</b>  | <b>44 992</b>  | <b>44 992</b>  | <b>44 992</b>  | <b>44 992</b>  | <b>44 992</b>  | <b>45 003</b>  | <b>539 910</b>                                | <b>599 686</b>         | <b>546 753</b>         |

References

1. Surplus (Deficit) must reconcile with Budgeted Financial Performance

GT421 Emfuleni - Supporting Table SA27 Budgeted monthly revenue and expenditure (functional classification)

| Description                                 | Ref | Budget Year 2023/24 |                |                |                |                |                |                |                |                |                |                |                | Medium Term Revenue and Expenditure Framework |                        |                        |
|---------------------------------------------|-----|---------------------|----------------|----------------|----------------|----------------|----------------|----------------|----------------|----------------|----------------|----------------|----------------|-----------------------------------------------|------------------------|------------------------|
|                                             |     | July                | August         | Sept.          | October        | November       | December       | January        | February       | March          | April          | May            | June           | Budget Year 2023/24                           | Budget Year +1 2024/25 | Budget Year +2 2025/26 |
| <b>Revenue - Functional</b>                 |     |                     |                |                |                |                |                |                |                |                |                |                |                |                                               |                        |                        |
| <b>Governance and administration</b>        |     | 105 686             | 105 686        | 105 686        | 105 686        | 105 686        | 105 686        | 105 686        | 105 686        | 105 686        | 105 686        | 105 686        | 105 686        | 1 268 227                                     | 1 330 247              | 1 392 651              |
| Executive and council                       |     | –                   | –              | –              | –              | –              | –              | –              | –              | –              | –              | –              | –              | –                                             | –                      | –                      |
| Finance and administration                  |     | 105 686             | 105 686        | 105 686        | 105 686        | 105 686        | 105 686        | 105 686        | 105 686        | 105 686        | 105 686        | 105 686        | 105 686        | 1 268 227                                     | 1 330 247              | 1 392 651              |
| Internal audit                              |     | –                   | –              | –              | –              | –              | –              | –              | –              | –              | –              | –              | –              | –                                             | –                      | –                      |
| <b>Community and public safety</b>          |     | 15 723              | 15 723         | 15 723         | 15 723         | 15 723         | 15 723         | 15 723         | 15 723         | 15 723         | 15 723         | 15 723         | 15 723         | 188 673                                       | 194 925                | 201 215                |
| Community and social services               |     | 9 800               | 9 800          | 9 800          | 9 800          | 9 800          | 9 800          | 9 800          | 9 800          | 9 800          | 9 800          | 9 800          | 9 801          | 117 606                                       | 123 368                | 129 167                |
| Sport and recreation                        |     | 0                   | 0              | 0              | 0              | 0              | 0              | 0              | 0              | 0              | 0              | 0              | 0              | 0                                             | 0                      | 0                      |
| Public safety                               |     | 39                  | 39             | 39             | 39             | 39             | 39             | 39             | 39             | 39             | 39             | 39             | 39             | 465                                           | 488                    | 511                    |
| Housing                                     |     | 769                 | 769            | 769            | 769            | 769            | 769            | 769            | 769            | 769            | 769            | 769            | 9 229          | 9 682                                         | 10 137                 |                        |
| Health                                      |     | 5 114               | 5 114          | 5 114          | 5 114          | 5 114          | 5 114          | 5 114          | 5 114          | 5 114          | 5 114          | 5 114          | 61 373         | 61 386                                        | 61 400                 |                        |
| <b>Economic and environmental services</b>  |     | 109 090             | 109 090        | 109 090        | 109 090        | 109 090        | 109 090        | 109 090        | 109 090        | 109 090        | 109 090        | 109 090        | 109 090        | 1 309 076                                     | 1 406 604              | 1 511 546              |
| Planning and development                    |     | 108 992             | 108 992        | 108 992        | 108 992        | 108 992        | 108 992        | 108 992        | 108 992        | 108 992        | 108 992        | 108 992        | 108 992        | 1 307 906                                     | 1 405 377              | 1 510 261              |
| Road transport                              |     | 98                  | 98             | 98             | 98             | 98             | 98             | 98             | 98             | 98             | 98             | 98             | 98             | 1 170                                         | 1 285                  | 1 285                  |
| Environmental protection                    |     | –                   | –              | –              | –              | –              | –              | –              | –              | –              | –              | –              | –              | –                                             | –                      | –                      |
| <b>Trading services</b>                     |     | 456 348             | 456 348        | 456 348        | 456 348        | 456 348        | 456 348        | 456 348        | 456 348        | 456 348        | 456 348        | 456 348        | 456 348        | 5 476 176                                     | 6 029 381              | 6 606 178              |
| Energy sources                              |     | 320 606             | 320 606        | 320 606        | 320 606        | 320 606        | 320 606        | 320 606        | 320 606        | 320 606        | 320 606        | 320 606        | 320 607        | 3 847 277                                     | 4 278 027              | 4 723 783              |
| Water management                            |     | 85 526              | 85 526         | 85 526         | 85 526         | 85 526         | 85 526         | 85 526         | 85 526         | 85 526         | 85 526         | 85 526         | 85 526         | 1 026 307                                     | 1 119 235              | 1 220 567              |
| Waste water management                      |     | 30 622              | 30 622         | 30 622         | 30 622         | 30 622         | 30 622         | 30 622         | 30 622         | 30 622         | 30 622         | 30 622         | 30 622         | 367 463                                       | 385 468                | 403 585                |
| Waste management                            |     | 19 594              | 19 594         | 19 594         | 19 594         | 19 594         | 19 594         | 19 594         | 19 594         | 19 594         | 19 594         | 19 594         | 19 594         | 235 129                                       | 246 651                | 258 243                |
| <b>Other</b>                                |     | –                   | –              | –              | –              | –              | –              | –              | –              | –              | –              | –              | –              | –                                             | –                      | –                      |
| <b>Total Revenue - Functional</b>           |     | <b>686 846</b>      | <b>686 846</b> | <b>686 846</b> | <b>686 846</b> | <b>686 846</b> | <b>686 846</b> | <b>686 846</b> | <b>686 846</b> | <b>686 846</b> | <b>686 846</b> | <b>686 846</b> | <b>686 847</b> | <b>8 242 152</b>                              | <b>8 961 157</b>       | <b>9 711 590</b>       |
| <b>Expenditure - Functional</b>             |     |                     |                |                |                |                |                |                |                |                |                |                |                |                                               |                        |                        |
| <b>Governance and administration</b>        |     | 85 668              | 85 668         | 85 668         | 85 668         | 85 668         | 85 668         | 85 668         | 85 668         | 85 668         | 85 668         | 85 668         | 85 664         | 1 028 012                                     | 1 086 144              | 1 148 739              |
| Executive and council                       |     | 15 532              | 15 532         | 15 532         | 15 532         | 15 532         | 15 532         | 15 532         | 15 532         | 15 532         | 15 532         | 15 532         | 15 531         | 186 384                                       | 195 219                | 204 729                |
| Finance and administration                  |     | 68 508              | 68 508         | 68 508         | 68 508         | 68 508         | 68 508         | 68 508         | 68 508         | 68 508         | 68 508         | 68 508         | 68 505         | 822 096                                       | 870 451                | 922 500                |
| Internal audit                              |     | 1 628               | 1 628          | 1 628          | 1 628          | 1 628          | 1 628          | 1 628          | 1 628          | 1 628          | 1 628          | 1 628          | 1 628          | 19 532                                        | 20 474                 | 21 510                 |
| <b>Community and public safety</b>          |     | 44 963              | 44 963         | 44 963         | 44 963         | 44 963         | 44 963         | 44 963         | 44 963         | 44 963         | 44 963         | 44 963         | 44 960         | 539 547                                       | 569 688                | 601 584                |
| Community and social services               |     | 17 232              | 17 232         | 17 232         | 17 232         | 17 232         | 17 232         | 17 232         | 17 232         | 17 232         | 17 232         | 17 232         | 17 231         | 206 787                                       | 220 947                | 236 187                |
| Sport and recreation                        |     | 2 164               | 2 164          | 2 164          | 2 164          | 2 164          | 2 164          | 2 164          | 2 164          | 2 164          | 2 164          | 2 164          | 2 164          | 25 965                                        | 27 205                 | 28 490                 |
| Public safety                               |     | 15 292              | 15 292         | 15 292         | 15 292         | 15 292         | 15 292         | 15 292         | 15 292         | 15 292         | 15 292         | 15 292         | 15 292         | 183 504                                       | 192 383                | 201 610                |
| Housing                                     |     | 3 998               | 3 998          | 3 998          | 3 998          | 3 998          | 3 998          | 3 998          | 3 998          | 3 998          | 3 998          | 3 998          | 3 998          | 47 976                                        | 50 303                 | 52 716                 |
| Health                                      |     | 6 276               | 6 276          | 6 276          | 6 276          | 6 276          | 6 276          | 6 276          | 6 276          | 6 276          | 6 276          | 6 276          | 6 275          | 75 315                                        | 78 850                 | 82 580                 |
| <b>Economic and environmental services</b>  |     | 39 305              | 39 305         | 39 305         | 39 305         | 39 305         | 39 305         | 39 305         | 39 305         | 39 305         | 39 305         | 39 305         | 39 304         | 471 661                                       | 496 099                | 518 983                |
| Planning and development                    |     | 15 977              | 15 977         | 15 977         | 15 977         | 15 977         | 15 977         | 15 977         | 15 977         | 15 977         | 15 977         | 15 977         | 15 976         | 191 723                                       | 199 424                | 207 916                |
| Road transport                              |     | 20 321              | 20 321         | 20 321         | 20 321         | 20 321         | 20 321         | 20 321         | 20 321         | 20 321         | 20 321         | 20 321         | 20 320         | 243 848                                       | 255 779                | 267 874                |
| Environmental protection                    |     | 3 008               | 3 008          | 3 008          | 3 008          | 3 008          | 3 008          | 3 008          | 3 008          | 3 008          | 3 008          | 3 008          | 3 007          | 36 090                                        | 40 896                 | 43 194                 |
| <b>Trading services</b>                     |     | 471 841             | 471 841        | 471 841        | 471 841        | 471 841        | 471 841        | 471 841        | 471 841        | 471 841        | 471 841        | 471 841        | 471 839        | 5 662 088                                     | 6 208 562              | 6 894 506              |
| Energy sources                              |     | 291 622             | 291 622        | 291 622        | 291 622        | 291 622        | 291 622        | 291 622        | 291 622        | 291 622        | 291 622        | 291 622        | 291 622        | 3 499 467                                     | 3 771 883              | 4 269 773              |
| Water management                            |     | 141 637             | 141 637        | 141 637        | 141 637        | 141 637        | 141 637        | 141 637        | 141 637        | 141 637        | 141 637        | 141 637        | 141 636        | 1 699 639                                     | 1 943 059              | 2 097 563              |
| Waste water management                      |     | 22 015              | 22 015         | 22 015         | 22 015         | 22 015         | 22 015         | 22 015         | 22 015         | 22 015         | 22 015         | 22 015         | 22 015         | 264 182                                       | 281 698                | 300 749                |
| Waste management                            |     | 16 567              | 16 567         | 16 567         | 16 567         | 16 567         | 16 567         | 16 567         | 16 567         | 16 567         | 16 567         | 16 566         | 198 799        | 211 921                                       | 226 421                |                        |
| <b>Other</b>                                |     | 78                  | 78             | 78             | 78             | 78             | 78             | 78             | 78             | 78             | 78             | 78             | 78             | 935                                           | 979                    | 1 025                  |
| <b>Total Expenditure - Functional</b>       |     | <b>641 854</b>      | <b>641 854</b> | <b>641 854</b> | <b>641 854</b> | <b>641 854</b> | <b>641 854</b> | <b>641 854</b> | <b>641 854</b> | <b>641 854</b> | <b>641 854</b> | <b>641 854</b> | <b>641 844</b> | <b>7 702 242</b>                              | <b>8 361 471</b>       | <b>9 164 837</b>       |
| <b>Surplus/(Deficit) before assoc.</b>      |     | 44 992              | 44 992         | 44 992         | 44 992         | 44 992         | 44 992         | 44 992         | 44 992         | 44 992         | 44 992         | 44 992         | 45 003         | 539 910                                       | 599 686                | 546 753                |
| Intercompany/Parent subsidiary transactions |     | –                   | –              | –              | –              | –              | –              | –              | –              | –              | –              | –              | –              | –                                             | –                      | –                      |
| <b>Surplus/(Deficit)</b>                    | 1   | 44 992              | 44 992         | 44 992         | 44 992         | 44 992         | 44 992         | 44 992         | 44 992         | 44 992         | 44 992         | 44 992         | 45 003         | 539 910                                       | 599 686                | 546 753                |

References

1. Surplus (Deficit) must reconcile with Budgeted Financial Performance

**GT421 Emfuleni - Supporting Table SA28 Budgeted monthly capital expenditure (municipal vote)**

| Description                                               | Ref | Budget Year 2023/24 |        |        |         |        |        |         |        |        |        |        |        | Medium Term Revenue and Expenditure Framework |                        |                        |
|-----------------------------------------------------------|-----|---------------------|--------|--------|---------|--------|--------|---------|--------|--------|--------|--------|--------|-----------------------------------------------|------------------------|------------------------|
|                                                           |     | July                | August | Sept.  | October | Nov.   | Dec.   | January | Feb.   | March  | April  | May    | June   | Budget Year 2023/24                           | Budget Year +1 2024/25 | Budget Year +2 2025/26 |
| <b>Multi-year expenditure to be appropriated</b>          | 1   |                     |        |        |         |        |        |         |        |        |        |        |        |                                               |                        |                        |
| Vote 01 - Executive & Council                             |     | -                   | -      | -      | -       | -      | -      | -       | -      | -      | -      | -      | -      | -                                             | -                      | -                      |
| Vote 02 - Municipal Manager                               |     | 208                 | 208    | 208    | 208     | 208    | 208    | 208     | 208    | 208    | 208    | 208    | 208    | 2 500                                         | -                      | -                      |
| Vote 03 - Financial Services                              |     | 182                 | 182    | 182    | 182     | 182    | 182    | 182     | 182    | 182    | 182    | 182    | 182    | 2 180                                         | -                      | -                      |
| Vote 04 - Corporate Services                              |     | 2 359               | 2 359  | 2 359  | 2 359   | 2 359  | 2 359  | 2 359   | 2 359  | 2 359  | 2 359  | 2 359  | 2 359  | 28 310                                        | -                      | 10                     |
| Vote 05 - Basic Services                                  |     | 41 614              | 41 614 | 41 614 | 41 614  | 41 614 | 41 614 | 41 614  | 41 614 | 41 614 | 41 614 | 41 614 | 41 614 | 499 370                                       | 595 962                | 527 981                |
| Vote 06 - Agriculture, Economic Development Planning & Hu |     | -                   | -      | -      | -       | -      | -      | -       | -      | -      | -      | -      | -      | -                                             | -                      | -                      |
| Vote 07 - Public Safety & Community Development           |     | 629                 | 629    | 629    | 629     | 629    | 629    | 629     | 629    | 629    | 629    | 629    | 629    | 7 550                                         | 3 724                  | 18 762                 |
| Vote 08 -                                                 |     | -                   | -      | -      | -       | -      | -      | -       | -      | -      | -      | -      | -      | -                                             | -                      | -                      |
| Vote 09 -                                                 |     | -                   | -      | -      | -       | -      | -      | -       | -      | -      | -      | -      | -      | -                                             | -                      | -                      |
| Vote 10 -                                                 |     | -                   | -      | -      | -       | -      | -      | -       | -      | -      | -      | -      | -      | -                                             | -                      | -                      |
| Vote 11 -                                                 |     | -                   | -      | -      | -       | -      | -      | -       | -      | -      | -      | -      | -      | -                                             | -                      | -                      |
| Vote 12 -                                                 |     | -                   | -      | -      | -       | -      | -      | -       | -      | -      | -      | -      | -      | -                                             | -                      | -                      |
| Vote 13 -                                                 |     | -                   | -      | -      | -       | -      | -      | -       | -      | -      | -      | -      | -      | -                                             | -                      | -                      |
| Vote 14 -                                                 |     | -                   | -      | -      | -       | -      | -      | -       | -      | -      | -      | -      | -      | -                                             | -                      | -                      |
| Vote 15 - Other                                           |     | -                   | -      | -      | -       | -      | -      | -       | -      | -      | -      | -      | -      | -                                             | -                      | -                      |
| <b>Capital multi-year expenditure sub-total</b>           | 2   | 44 993              | 44 993 | 44 993 | 44 993  | 44 993 | 44 993 | 44 993  | 44 993 | 44 993 | 44 993 | 44 993 | 44 992 | 539 910                                       | 599 686                | 546 753                |
| <b>Single-year expenditure to be appropriated</b>         |     |                     |        |        |         |        |        |         |        |        |        |        |        |                                               |                        |                        |
| Vote 01 - Executive & Council                             |     | -                   | -      | -      | -       | -      | -      | -       | -      | -      | -      | -      | -      | -                                             | -                      | -                      |
| Vote 02 - Municipal Manager                               |     | -                   | -      | -      | -       | -      | -      | -       | -      | -      | -      | -      | -      | -                                             | -                      | -                      |
| Vote 03 - Financial Services                              |     | -                   | -      | -      | -       | -      | -      | -       | -      | -      | -      | -      | -      | -                                             | -                      | -                      |
| Vote 04 - Corporate Services                              |     | -                   | -      | -      | -       | -      | -      | -       | -      | -      | -      | -      | -      | -                                             | -                      | -                      |
| Vote 05 - Basic Services                                  |     | -                   | -      | -      | -       | -      | -      | -       | -      | -      | -      | -      | -      | -                                             | -                      | -                      |
| Vote 06 - Agriculture, Economic Development Planning & Hu |     | -                   | -      | -      | -       | -      | -      | -       | -      | -      | -      | -      | -      | -                                             | -                      | -                      |
| Vote 07 - Public Safety & Community Development           |     | -                   | -      | -      | -       | -      | -      | -       | -      | -      | -      | -      | -      | -                                             | -                      | -                      |
| Vote 08 -                                                 |     | -                   | -      | -      | -       | -      | -      | -       | -      | -      | -      | -      | -      | -                                             | -                      | -                      |
| Vote 09 -                                                 |     | -                   | -      | -      | -       | -      | -      | -       | -      | -      | -      | -      | -      | -                                             | -                      | -                      |
| Vote 10 -                                                 |     | -                   | -      | -      | -       | -      | -      | -       | -      | -      | -      | -      | -      | -                                             | -                      | -                      |
| Vote 11 -                                                 |     | -                   | -      | -      | -       | -      | -      | -       | -      | -      | -      | -      | -      | -                                             | -                      | -                      |
| Vote 12 -                                                 |     | -                   | -      | -      | -       | -      | -      | -       | -      | -      | -      | -      | -      | -                                             | -                      | -                      |
| Vote 13 -                                                 |     | -                   | -      | -      | -       | -      | -      | -       | -      | -      | -      | -      | -      | -                                             | -                      | -                      |
| Vote 14 -                                                 |     | -                   | -      | -      | -       | -      | -      | -       | -      | -      | -      | -      | -      | -                                             | -                      | -                      |
| Vote 15 - Other                                           |     | -                   | -      | -      | -       | -      | -      | -       | -      | -      | -      | -      | -      | -                                             | -                      | -                      |
| <b>Capital single-year expenditure sub-total</b>          | 2   | -                   | -      | -      | -       | -      | -      | -       | -      | -      | -      | -      | -      | -                                             | -                      | -                      |
| <b>Total Capital Expenditure</b>                          | 2   | 44 993              | 44 993 | 44 993 | 44 993  | 44 993 | 44 993 | 44 993  | 44 993 | 44 993 | 44 993 | 44 993 | 44 992 | 539 910                                       | 599 686                | 546 753                |

References

1. Table should be completed as either Multi-Year expenditure appropriation or Budget Year and Forward Year estimates
2. Total Capital Expenditure must reconcile to Budgeted Capital Expenditure

GT421 Emfuleni - Supporting Table SA29 Budgeted monthly capital expenditure (functional classification)

| Description                                                                                                                                                                                    | Ref | Budget Year 2023/24 |        |        |         |        |        |         |        |        |        |        |        | Medium Term Revenue and Expenditure Framework |                        |                        |
|------------------------------------------------------------------------------------------------------------------------------------------------------------------------------------------------|-----|---------------------|--------|--------|---------|--------|--------|---------|--------|--------|--------|--------|--------|-----------------------------------------------|------------------------|------------------------|
|                                                                                                                                                                                                |     | July                | August | Sept.  | October | Nov.   | Dec.   | January | Feb.   | March  | April  | May    | June   | Budget Year 2023/24                           | Budget Year +1 2024/25 | Budget Year +2 2025/26 |
| <b>Capital Expenditure - Functional</b>                                                                                                                                                        | 1   |                     |        |        |         |        |        |         |        |        |        |        |        |                                               |                        |                        |
| <b>Governance and administration</b>                                                                                                                                                           |     | 2 734               | 2 734  | 2 734  | 2 734   | 2 734  | 2 734  | 2 734   | 2 734  | 2 734  | 2 734  | 2 734  | 2 734  | 32 810                                        | -                      | 10                     |
| Executive and council                                                                                                                                                                          |     | -                   | -      | -      | -       | -      | -      | -       | -      | -      | -      | -      | -      | -                                             | -                      | -                      |
| Finance and administration                                                                                                                                                                     |     | 2 734               | 2 734  | 2 734  | 2 734   | 2 734  | 2 734  | 2 734   | 2 734  | 2 734  | 2 734  | 2 734  | 2 734  | 32 810                                        | -                      | 10                     |
| Internal audit                                                                                                                                                                                 |     | -                   | -      | -      | -       | -      | -      | -       | -      | -      | -      | -      | -      | -                                             | -                      | -                      |
| <b>Community and public safety</b>                                                                                                                                                             |     | 379                 | 379    | 379    | 379     | 379    | 379    | 379     | 379    | 379    | 379    | 379    | 379    | 4 550                                         | 3 724                  | 18 762                 |
| Community and social services                                                                                                                                                                  |     | 83                  | 83     | 83     | 83      | 83     | 83     | 83      | 83     | 83     | 83     | 83     | 83     | 1 000                                         | -                      | -                      |
| Sport and recreation                                                                                                                                                                           |     | 296                 | 296    | 296    | 296     | 296    | 296    | 296     | 296    | 296    | 296    | 296    | 296    | 3 550                                         | 3 724                  | 18 762                 |
| Public safety                                                                                                                                                                                  |     | -                   | -      | -      | -       | -      | -      | -       | -      | -      | -      | -      | -      | -                                             | -                      | -                      |
| Housing                                                                                                                                                                                        |     | -                   | -      | -      | -       | -      | -      | -       | -      | -      | -      | -      | -      | -                                             | -                      | -                      |
| Health                                                                                                                                                                                         |     | -                   | -      | -      | -       | -      | -      | -       | -      | -      | -      | -      | -      | -                                             | -                      | -                      |
| <b>Economic and environmental services</b>                                                                                                                                                     |     | 17 605              | 17 605 | 17 605 | 17 605  | 17 605 | 17 605 | 17 605  | 17 605 | 17 605 | 17 605 | 17 605 | 17 605 | 211 260                                       | 212 212                | 216 731                |
| Planning and development                                                                                                                                                                       |     | 16 105              | 16 105 | 16 105 | 16 105  | 16 105 | 16 105 | 16 105  | 16 105 | 16 105 | 16 105 | 16 105 | 16 105 | 193 260                                       | 202 212                | 211 731                |
| Road transport                                                                                                                                                                                 |     | 1 250               | 1 250  | 1 250  | 1 250   | 1 250  | 1 250  | 1 250   | 1 250  | 1 250  | 1 250  | 1 250  | 1 250  | 15 000                                        | 10 000                 | 5 000                  |
| Environmental protection                                                                                                                                                                       |     | 250                 | 250    | 250    | 250     | 250    | 250    | 250     | 250    | 250    | 250    | 250    | 250    | 3 000                                         | -                      | -                      |
| <b>Trading services</b>                                                                                                                                                                        |     | 24 274              | 24 274 | 24 274 | 24 274  | 24 274 | 24 274 | 24 274  | 24 274 | 24 274 | 24 274 | 24 274 | 24 274 | 291 290                                       | 383 750                | 311 250                |
| Energy sources                                                                                                                                                                                 |     | 19 816              | 19 816 | 19 816 | 19 816  | 19 816 | 19 816 | 19 816  | 19 816 | 19 816 | 19 816 | 19 816 | 19 816 | 237 790                                       | 333 750                | 261 250                |
| Water management                                                                                                                                                                               |     | 3 875               | 3 875  | 3 875  | 3 875   | 3 875  | 3 875  | 3 875   | 3 875  | 3 875  | 3 875  | 3 875  | 3 875  | 46 500                                        | 45 000                 | 45 000                 |
| Waste water management                                                                                                                                                                         |     | 417                 | 417    | 417    | 417     | 417    | 417    | 417     | 417    | 417    | 417    | 417    | 417    | 5 000                                         | 5 000                  | 5 000                  |
| Waste management                                                                                                                                                                               |     | 167                 | 167    | 167    | 167     | 167    | 167    | 167     | 167    | 167    | 167    | 167    | 167    | 2 000                                         | -                      | -                      |
| <b>Other</b>                                                                                                                                                                                   |     | -                   | -      | -      | -       | -      | -      | -       | -      | -      | -      | -      | -      | -                                             | -                      | -                      |
| <b>Total Capital Expenditure - Functional</b>                                                                                                                                                  | 2   | 44 993              | 44 993 | 44 993 | 44 993  | 44 993 | 44 993 | 44 993  | 44 993 | 44 993 | 44 993 | 44 993 | 44 992 | 539 910                                       | 599 686                | 546 753                |
| <b>Funded by:</b>                                                                                                                                                                              |     |                     |        |        |         |        |        |         |        |        |        |        |        |                                               |                        |                        |
| National Government                                                                                                                                                                            |     | 17 650              | 17 650 | 17 650 | 17 650  | 17 650 | 17 650 | 17 650  | 17 650 | 17 650 | 17 650 | 17 650 | 17 650 | 211 800                                       | 232 212                | 236 731                |
| Provincial Government                                                                                                                                                                          |     | -                   | -      | -      | -       | -      | -      | -       | -      | -      | -      | -      | -      | -                                             | -                      | -                      |
| District Municipality                                                                                                                                                                          |     | -                   | -      | -      | -       | -      | -      | -       | -      | -      | -      | -      | -      | -                                             | -                      | -                      |
| Transfers and subsidies - capital (monetary allocations) (Nat / Prov Departm Agencies, Households, Non-profit Institutions, Private Enterprises, Public Corporatons, Higher Educ Institutions) |     | -                   | -      | -      | -       | -      | -      | -       | -      | -      | -      | -      | -      | -                                             | -                      | -                      |
| <b>Transfers recognised - capital</b>                                                                                                                                                          |     | 17 650              | 17 650 | 17 650 | 17 650  | 17 650 | 17 650 | 17 650  | 17 650 | 17 650 | 17 650 | 17 650 | 17 650 | 211 800                                       | 232 212                | 236 731                |
| <b>Borrowing</b>                                                                                                                                                                               |     | -                   | -      | -      | -       | -      | -      | -       | -      | -      | -      | -      | -      | -                                             | -                      | -                      |
| <b>Internally generated funds</b>                                                                                                                                                              |     | 27 343              | 27 343 | 27 343 | 27 343  | 27 343 | 27 343 | 27 343  | 27 343 | 27 343 | 27 343 | 27 343 | 27 342 | 328 110                                       | 367 474                | 310 022                |
| <b>Total Capital Funding</b>                                                                                                                                                                   |     | 44 993              | 44 993 | 44 993 | 44 993  | 44 993 | 44 993 | 44 993  | 44 993 | 44 993 | 44 993 | 44 993 | 44 992 | 539 910                                       | 599 686                | 546 753                |

References

1. Table should be completed as either Multi-Year expenditure appropriation or Budget Year and Forward Year estimates
2. Total Capital Expenditure must reconcile to Budgeted Capital Expenditure

GT421 Emfuleni - Supporting Table SA30 Budgeted monthly cash flow

| MONTHLY CASH FLOWS                                                                                                                                                                             | Budget Year 2023/24 |                |                |                |                |                |                |                |                |                |                |                | Medium Term Revenue and Expenditure Framework |                        |                        |
|------------------------------------------------------------------------------------------------------------------------------------------------------------------------------------------------|---------------------|----------------|----------------|----------------|----------------|----------------|----------------|----------------|----------------|----------------|----------------|----------------|-----------------------------------------------|------------------------|------------------------|
|                                                                                                                                                                                                | July                | August         | Sept.          | October        | November       | December       | January        | February       | March          | April          | May            | June           | Budget Year 2023/24                           | Budget Year +1 2024/25 | Budget Year +2 2025/26 |
| <b>R thousand</b>                                                                                                                                                                              |                     |                |                |                |                |                |                |                |                |                |                |                |                                               |                        |                        |
| <b>Cash Receipts By Source</b>                                                                                                                                                                 |                     |                |                |                |                |                |                |                |                |                |                |                | 1                                             |                        |                        |
| Property rates                                                                                                                                                                                 | 82 633              | 82 633         | 82 633         | 82 633         | 82 633         | 82 633         | 82 633         | 82 633         | 82 633         | 82 633         | 82 633         | 82 633         | 991 600                                       | 1 031 404              | -                      |
| Service charges - electricity revenue                                                                                                                                                          | 282 223             | 282 223        | 282 223        | 282 223        | 282 223        | 282 223        | 282 223        | 282 223        | 282 223        | 282 223        | 282 223        | 282 223        | 3 386 677                                     | 3 757 289              | -                      |
| Service charges - water revenue                                                                                                                                                                | 47 343              | 47 343         | 47 343         | 47 343         | 47 343         | 47 343         | 47 343         | 47 343         | 47 343         | 47 343         | 47 343         | 47 343         | 568 121                                       | 621 541                | -                      |
| Service charges - sanitation revenue                                                                                                                                                           | 19 600              | 19 600         | 19 600         | 19 600         | 19 600         | 19 600         | 19 600         | 19 600         | 19 600         | 19 600         | 19 600         | 19 600         | 235 203                                       | 241 838                | -                      |
| Service charges - refuse revenue                                                                                                                                                               | 11 229              | 11 229         | 11 229         | 11 229         | 11 229         | 11 229         | 11 229         | 11 229         | 11 229         | 11 229         | 11 229         | 11 229         | 134 751                                       | 137 538                | -                      |
| Rental of facilities and equipment                                                                                                                                                             | -                   | -              | -              | -              | -              | -              | -              | -              | -              | -              | -              | -              | -                                             | -                      | -                      |
| Interest earned - external investments                                                                                                                                                         | -                   | -              | -              | -              | -              | -              | -              | -              | -              | -              | -              | -              | -                                             | -                      | -                      |
| Interest earned - outstanding debtors                                                                                                                                                          | -                   | -              | -              | -              | -              | -              | -              | -              | -              | -              | -              | -              | -                                             | -                      | -                      |
| Dividends received                                                                                                                                                                             | -                   | -              | -              | -              | -              | -              | -              | -              | -              | -              | -              | -              | -                                             | -                      | -                      |
| Fines, penalties and forfeits                                                                                                                                                                  | 4 024               | 4 024          | 4 024          | 4 024          | 4 024          | 4 024          | 4 024          | 4 024          | 4 024          | 4 024          | 4 024          | 4 024          | 48 282                                        | 50 648                 | -                      |
| Licences and permits                                                                                                                                                                           | 13                  | 13             | 13             | 13             | 13             | 13             | 13             | 13             | 13             | 13             | 13             | 13             | 157                                           | 165                    | -                      |
| Agency services                                                                                                                                                                                | -                   | -              | -              | -              | -              | -              | -              | -              | -              | -              | -              | -              | -                                             | -                      | -                      |
| Transfers and Subsidies - Operational                                                                                                                                                          | 91 764              | 91 764         | 91 764         | 91 764         | 91 764         | 91 764         | 91 764         | 91 764         | 91 764         | 91 764         | 91 764         | 91 764         | 1 101 169                                     | 1 200 451              | -                      |
| Other revenue                                                                                                                                                                                  | (20 999)            | (20 999)       | (20 999)       | (20 999)       | (20 999)       | (20 999)       | (20 999)       | (20 999)       | (20 999)       | (20 999)       | (20 999)       | (20 999)       | (251 991)                                     | (297 778)              | -                      |
| <b>Cash Receipts by Source</b>                                                                                                                                                                 | <b>517 831</b>      | <b>517 831</b> | <b>517 831</b> | <b>517 831</b> | <b>517 831</b> | <b>517 831</b> | <b>517 831</b> | <b>517 831</b> | <b>517 831</b> | <b>517 831</b> | <b>517 831</b> | <b>517 831</b> | <b>6 213 969</b>                              | <b>6 743 095</b>       | <b>-</b>               |
| <b>Other Cash Flows by Source</b>                                                                                                                                                              |                     |                |                |                |                |                |                |                |                |                |                |                |                                               |                        |                        |
| Transfers and subsidies - capital (monetary allocations) (National / Provincial and District)                                                                                                  | 17 635              | 17 635         | 17 635         | 17 635         | 17 635         | 17 635         | 17 635         | 17 635         | 17 635         | 17 635         | 17 635         | 17 635         | 211 620                                       | 232 212                | -                      |
| Transfers and subsidies - capital (monetary allocations) (Nat / Prov Departm Agencies, Households, Non-profit Institutions, Private Enterprises, Public Corporatons, Higher Educ Institutions) | -                   | -              | -              | -              | -              | -              | -              | -              | -              | -              | -              | -              | -                                             | -                      | -                      |
| Proceeds on Disposal of Fixed and Intangible Assets                                                                                                                                            | -                   | -              | -              | -              | -              | -              | -              | -              | -              | -              | -              | -              | -                                             | -                      | -                      |
| Short term loans                                                                                                                                                                               | -                   | -              | -              | -              | -              | -              | -              | -              | -              | -              | -              | -              | -                                             | -                      | -                      |
| Borrowing long term/refinancing                                                                                                                                                                | -                   | -              | -              | -              | -              | -              | -              | -              | -              | -              | -              | -              | -                                             | -                      | -                      |
| Increase (decrease) in consumer deposits                                                                                                                                                       | -                   | -              | -              | -              | -              | -              | -              | -              | -              | -              | -              | -              | -                                             | -                      | -                      |
| Decrease (increase) in non-current receivables                                                                                                                                                 | -                   | -              | -              | -              | -              | -              | -              | -              | -              | -              | -              | -              | -                                             | -                      | -                      |
| Decrease (increase) in non-current investments                                                                                                                                                 | -                   | -              | -              | -              | -              | -              | -              | -              | -              | -              | -              | -              | -                                             | -                      | -                      |
| <b>Total Cash Receipts by Source</b>                                                                                                                                                           | <b>535 466</b>      | <b>535 466</b> | <b>535 466</b> | <b>535 466</b> | <b>535 466</b> | <b>535 466</b> | <b>535 466</b> | <b>535 466</b> | <b>535 466</b> | <b>535 466</b> | <b>535 466</b> | <b>535 466</b> | <b>6 425 589</b>                              | <b>6 975 307</b>       | <b>-</b>               |
| <b>Cash Payments by Type</b>                                                                                                                                                                   |                     |                |                |                |                |                |                |                |                |                |                |                |                                               |                        |                        |
| Employee related costs                                                                                                                                                                         | 91 656              | 91 656         | 91 656         | 91 656         | 91 656         | 91 656         | 91 656         | 91 656         | 91 656         | 91 656         | 91 656         | 91 649         | 1 099 869                                     | 1 084 428              | -                      |
| Remuneration of councillors                                                                                                                                                                    | -                   | -              | -              | -              | -              | -              | -              | -              | -              | -              | -              | -              | -                                             | -                      | -                      |
| Interest                                                                                                                                                                                       | -                   | -              | -              | -              | -              | -              | -              | -              | -              | -              | -              | -              | -                                             | -                      | -                      |
| Bulk purchases - electricity                                                                                                                                                                   | 231 531             | 231 531        | 231 531        | 231 531        | 231 531        | 231 531        | 231 531        | 231 531        | 231 531        | 231 531        | 231 531        | 231 531        | 2 778 367                                     | 2 994 654              | -                      |
| Acquisitions - water & other inventory                                                                                                                                                         | 87 191              | 87 191         | 87 191         | 87 191         | 87 191         | 87 191         | 87 191         | 87 191         | 87 191         | 87 191         | 87 191         | 87 191         | 1 046 294                                     | 1 240 718              | -                      |
| Contracted services                                                                                                                                                                            | 37 092              | 37 092         | 37 092         | 37 092         | 37 092         | 37 092         | 37 092         | 37 092         | 37 092         | 37 092         | 37 092         | 37 092         | 445 109                                       | 471 375                | -                      |
| Transfers and subsidies - other municipalities                                                                                                                                                 | -                   | -              | -              | -              | -              | -              | -              | -              | -              | -              | -              | -              | -                                             | -                      | -                      |
| Transfers and subsidies - other                                                                                                                                                                | -                   | -              | -              | -              | -              | -              | -              | -              | -              | -              | -              | -              | -                                             | -                      | -                      |
| Other expenditure                                                                                                                                                                              | 15 028              | 15 028         | 15 028         | 15 028         | 15 028         | 15 028         | 15 028         | 15 028         | 15 028         | 15 028         | 15 027         | 15 027         | 180 331                                       | 187 809                | -                      |
| <b>Cash Payments by Type</b>                                                                                                                                                                   | <b>462 498</b>      | <b>462 498</b> | <b>462 498</b> | <b>462 498</b> | <b>462 498</b> | <b>462 498</b> | <b>462 498</b> | <b>462 498</b> | <b>462 498</b> | <b>462 498</b> | <b>462 498</b> | <b>462 489</b> | <b>5 549 970</b>                              | <b>5 978 984</b>       | <b>-</b>               |
| <b>Other Cash Flows/Payments by Type</b>                                                                                                                                                       |                     |                |                |                |                |                |                |                |                |                |                |                |                                               |                        |                        |
| Capital assets                                                                                                                                                                                 | 44 812              | 44 812         | 44 812         | 44 812         | 44 812         | 44 812         | 44 812         | 44 812         | 44 812         | 44 812         | 44 812         | 44 812         | 537 743                                       | 598 686                | -                      |
| Repayment of borrowing                                                                                                                                                                         | -                   | -              | -              | -              | -              | -              | -              | -              | -              | -              | -              | -              | -                                             | -                      | -                      |
| Other Cash Flows/Payments                                                                                                                                                                      | -                   | -              | -              | -              | -              | -              | -              | -              | -              | -              | -              | -              | -                                             | -                      | -                      |
| <b>Total Cash Payments by Type</b>                                                                                                                                                             | <b>507 310</b>      | <b>507 310</b> | <b>507 310</b> | <b>507 310</b> | <b>507 310</b> | <b>507 310</b> | <b>507 310</b> | <b>507 310</b> | <b>507 310</b> | <b>507 310</b> | <b>507 301</b> | <b>507 301</b> | <b>6 087 713</b>                              | <b>6 577 670</b>       | <b>-</b>               |
| <b>NET INCREASE/(DECREASE) IN CASH HELD</b>                                                                                                                                                    | <b>28 156</b>       | <b>28 156</b>  | <b>28 156</b>  | <b>28 156</b>  | <b>28 156</b>  | <b>28 156</b>  | <b>28 156</b>  | <b>28 156</b>  | <b>28 156</b>  | <b>28 156</b>  | <b>28 165</b>  | <b>28 165</b>  | <b>337 877</b>                                | <b>397 637</b>         | <b>-</b>               |
| Cash/cash equivalents at the month/year begin:                                                                                                                                                 | 2 907               | 31 063         | 59 219         | 87 374         | 115 530        | 143 685        | 171 841        | 199 997        | 228 152        | 256 308        | 284 463        | 312 619        | 2 907                                         | 340 784                | 738 421                |
| Cash/cash equivalents at the month/year end:                                                                                                                                                   | 31 063              | 59 219         | 87 374         | 115 530        | 143 685        | 171 841        | 199 997        | 228 152        | 256 308        | 284 463        | 312 619        | 340 784        | 340 784                                       | 738 421                | 738 421                |

References

1. Note that this section of Table SA 30 is deliberately not linked to Table A4 because timing differences between the invoicing of clients and receiving the cash means that the cashflow will differ from budgeted revenue, and similarly for budgeted expenditure. However for the MTRF it is now directly linked to A7.



**GT421 Emfuleni - Supporting Table SA32 List of external mechanisms**

| External mechanism   | Yrs/<br>Mths | Period of<br>agreement 1. | Service provided | Expiry date of service<br>delivery agreement or<br>contract | Monetary value<br>of agreement 2. |
|----------------------|--------------|---------------------------|------------------|-------------------------------------------------------------|-----------------------------------|
| Name of organisation |              | Number                    |                  |                                                             | R thousand                        |
|                      |              |                           |                  |                                                             |                                   |

References

1. Total agreement period from commencement until end
2. Annual value

**GT421 Emfuleni - Supporting Table SA33 Contracts having future budgetary implications**

| Description                                       | Ref | Preceding Years | Current Year 2022/23 | 2023/24 Medium Term Revenue & Expenditure Framework |                        |                        | Forecast 2026/27 | Forecast 2027/28 | Forecast 2028/29 | Forecast 2029/30 | Forecast 2030/31 | Forecast 2031/32 | Forecast 2032/33 | Total Contract Value |
|---------------------------------------------------|-----|-----------------|----------------------|-----------------------------------------------------|------------------------|------------------------|------------------|------------------|------------------|------------------|------------------|------------------|------------------|----------------------|
|                                                   |     | Total           | Original Budget      | Budget Year 2023/24                                 | Budget Year +1 2024/25 | Budget Year +2 2025/26 | Estimate         | Estimate         | Estimate         | Estimate         | Estimate         | Estimate         | Estimate         | Estimate             |
| <b>R thousand</b>                                 | 1,3 |                 |                      |                                                     |                        |                        |                  |                  |                  |                  |                  |                  |                  |                      |
| <b>Parent Municipality:</b>                       |     |                 |                      |                                                     |                        |                        |                  |                  |                  |                  |                  |                  |                  |                      |
| <u>Revenue Obligation By Contract</u>             | 2   |                 |                      |                                                     |                        |                        |                  |                  |                  |                  |                  |                  |                  | -                    |
|                                                   |     |                 |                      |                                                     |                        |                        |                  |                  |                  |                  |                  |                  |                  | -                    |
| <b>Total Operating Revenue Implication</b>        |     | -               | -                    | -                                                   | -                      | -                      | -                | -                | -                | -                | -                | -                | -                | -                    |
| <u>Expenditure Obligation By Contract</u>         | 2   |                 |                      |                                                     |                        |                        |                  |                  |                  |                  |                  |                  |                  | -                    |
|                                                   |     |                 |                      |                                                     |                        |                        |                  |                  |                  |                  |                  |                  |                  | -                    |
| <b>Total Operating Expenditure Implication</b>    |     | -               | -                    | -                                                   | -                      | -                      | -                | -                | -                | -                | -                | -                | -                | -                    |
| <u>Capital Expenditure Obligation By Contract</u> | 2   |                 |                      |                                                     |                        |                        |                  |                  |                  |                  |                  |                  |                  | -                    |
|                                                   |     |                 |                      |                                                     |                        |                        |                  |                  |                  |                  |                  |                  |                  | -                    |
| <b>Total Capital Expenditure Implication</b>      |     | -               | -                    | -                                                   | -                      | -                      | -                | -                | -                | -                | -                | -                | -                | -                    |
| <b>Total Parent Expenditure Implication</b>       |     | -               | -                    | -                                                   | -                      | -                      | -                | -                | -                | -                | -                | -                | -                | -                    |
| <b>Entities:</b>                                  |     |                 |                      |                                                     |                        |                        |                  |                  |                  |                  |                  |                  |                  |                      |
| <u>Revenue Obligation By Contract</u>             | 2   |                 |                      |                                                     |                        |                        |                  |                  |                  |                  |                  |                  |                  | -                    |
|                                                   |     |                 |                      |                                                     |                        |                        |                  |                  |                  |                  |                  |                  |                  | -                    |
| <b>Total Operating Revenue Implication</b>        |     | -               | -                    | -                                                   | -                      | -                      | -                | -                | -                | -                | -                | -                | -                | -                    |
| <u>Expenditure Obligation By Contract</u>         | 2   |                 |                      |                                                     |                        |                        |                  |                  |                  |                  |                  |                  |                  | -                    |
|                                                   |     |                 |                      |                                                     |                        |                        |                  |                  |                  |                  |                  |                  |                  | -                    |
| <b>Total Operating Expenditure Implication</b>    |     | -               | -                    | -                                                   | -                      | -                      | -                | -                | -                | -                | -                | -                | -                | -                    |
| <u>Capital Expenditure Obligation By Contract</u> | 2   |                 |                      |                                                     |                        |                        |                  |                  |                  |                  |                  |                  |                  | -                    |
|                                                   |     |                 |                      |                                                     |                        |                        |                  |                  |                  |                  |                  |                  |                  | -                    |
| <b>Total Capital Expenditure Implication</b>      |     | -               | -                    | -                                                   | -                      | -                      | -                | -                | -                | -                | -                | -                | -                | -                    |
| <b>Total Entity Expenditure Implication</b>       |     | -               | -                    | -                                                   | -                      | -                      | -                | -                | -                | -                | -                | -                | -                | -                    |

References

1. Total implication for all preceding years to be summed and total stated in 'Preceding Years' column
2. List all contracts with future financial obligations beyond the three years covered by the MTREF (MFMA s33)
3. For municipalities with approved total revenue not exceeding R250 m - all contracts with an annual cost greater than R500 000. For municipalities with approved total revenue greater than R250 m - all contracts with an annual cost greater than R1million. For municipalities with approved total revenue greater than R500 m - all contracts with an annual cost greater than R5 million





|                                                 |               |                |               |                |                |                |                |                |                |                |
|-------------------------------------------------|---------------|----------------|---------------|----------------|----------------|----------------|----------------|----------------|----------------|----------------|
| <b>Community Assets</b>                         | <b>15 824</b> | <b>3 933</b>   | <b>5 917</b>  | <b>-</b>       | <b>-</b>       | <b>-</b>       | <b>9 896</b>   | <b>20 000</b>  | <b>35 000</b>  |                |
| Community Facilities                            | 15 824        | 3 933          | 2 155         | -              | -              | -              | 9 896          | 20 000         | 35 000         |                |
| Halls                                           | -             | -              | -             | -              | -              | -              | -              | -              | -              |                |
| Centres                                         | 4 703         | 3 933          | -             | -              | -              | -              | 9 896          | 20 000         | 35 000         |                |
| Crèches                                         | -             | -              | -             | -              | -              | -              | -              | -              | -              |                |
| Clinics/Care Centres                            | -             | -              | -             | -              | -              | -              | -              | -              | -              |                |
| Fire/Ambulance Stations                         | -             | -              | -             | -              | -              | -              | -              | -              | -              |                |
| Testing Stations                                | -             | -              | -             | -              | -              | -              | -              | -              | -              |                |
| Museums                                         | -             | -              | -             | -              | -              | -              | -              | -              | -              |                |
| Galleries                                       | -             | -              | -             | -              | -              | -              | -              | -              | -              |                |
| Theatres                                        | -             | -              | -             | -              | -              | -              | -              | -              | -              |                |
| Libraries                                       | 1 121         | -              | -             | -              | -              | -              | -              | -              | -              |                |
| Cemeteries/Crematoria                           | 10 000        | -              | 2 109         | -              | -              | -              | -              | -              | -              |                |
| Police                                          | -             | -              | -             | -              | -              | -              | -              | -              | -              |                |
| Parks                                           | -             | -              | 46            | -              | -              | -              | -              | -              | -              |                |
| Public Open Space                               | -             | -              | -             | -              | -              | -              | -              | -              | -              |                |
| Nature Reserves                                 | -             | -              | -             | -              | -              | -              | -              | -              | -              |                |
| Public Ablution Facilities                      | -             | -              | -             | -              | -              | -              | -              | -              | -              |                |
| Markets                                         | -             | -              | -             | -              | -              | -              | -              | -              | -              |                |
| Stalls                                          | -             | -              | -             | -              | -              | -              | -              | -              | -              |                |
| Abattoirs                                       | -             | -              | -             | -              | -              | -              | -              | -              | -              |                |
| Airports                                        | -             | -              | -             | -              | -              | -              | -              | -              | -              |                |
| Taxi Ranks/Bus Terminals                        | -             | -              | -             | -              | -              | -              | -              | -              | -              |                |
| Capital Spares                                  | -             | -              | -             | -              | -              | -              | -              | -              | -              |                |
| Sport and Recreation Facilities                 | -             | -              | 3 761         | -              | -              | -              | -              | -              | -              |                |
| Indoor Facilities                               | -             | -              | -             | -              | -              | -              | -              | -              | -              |                |
| Outdoor Facilities                              | -             | -              | 3 761         | -              | -              | -              | -              | -              | -              |                |
| Capital Spares                                  | -             | -              | -             | -              | -              | -              | -              | -              | -              |                |
| <b>Heritage assets</b>                          | <b>-</b>      | <b>-</b>       | <b>-</b>      | <b>-</b>       | <b>-</b>       | <b>-</b>       | <b>-</b>       | <b>-</b>       | <b>-</b>       |                |
| Monuments                                       | -             | -              | -             | -              | -              | -              | -              | -              | -              |                |
| Historic Buildings                              | -             | -              | -             | -              | -              | -              | -              | -              | -              |                |
| Works of Art                                    | -             | -              | -             | -              | -              | -              | -              | -              | -              |                |
| Conservation Areas                              | -             | -              | -             | -              | -              | -              | -              | -              | -              |                |
| Other Heritage                                  | -             | -              | -             | -              | -              | -              | -              | -              | -              |                |
| <b>Investment properties</b>                    | <b>-</b>      | <b>-</b>       | <b>-</b>      | <b>-</b>       | <b>-</b>       | <b>-</b>       | <b>-</b>       | <b>-</b>       | <b>-</b>       |                |
| Revenue Generating                              | -             | -              | -             | -              | -              | -              | -              | -              | -              |                |
| Improved Property                               | -             | -              | -             | -              | -              | -              | -              | -              | -              |                |
| Unimproved Property                             | -             | -              | -             | -              | -              | -              | -              | -              | -              |                |
| Non-revenue Generating                          | -             | -              | -             | -              | -              | -              | -              | -              | -              |                |
| Improved Property                               | -             | -              | -             | -              | -              | -              | -              | -              | -              |                |
| Unimproved Property                             | -             | -              | -             | -              | -              | -              | -              | -              | -              |                |
| <b>Other assets</b>                             | <b>-</b>      | <b>-</b>       | <b>-</b>      | <b>-</b>       | <b>-</b>       | <b>-</b>       | <b>1 000</b>   | <b>2 000</b>   | <b>2 000</b>   |                |
| Operational Buildings                           | -             | -              | -             | -              | -              | -              | 1 000          | 2 000          | 2 000          |                |
| Municipal Offices                               | -             | -              | -             | -              | -              | -              | -              | -              | -              |                |
| Pay/Enquiry Points                              | -             | -              | -             | -              | -              | -              | -              | -              | -              |                |
| Building Plan Offices                           | -             | -              | -             | -              | -              | -              | -              | -              | -              |                |
| Workshops                                       | -             | -              | -             | -              | -              | -              | -              | -              | -              |                |
| Yards                                           | -             | -              | -             | -              | -              | -              | -              | -              | -              |                |
| Stores                                          | -             | -              | -             | -              | -              | -              | -              | -              | -              |                |
| Laboratories                                    | -             | -              | -             | -              | -              | -              | -              | -              | -              |                |
| Training Centres                                | -             | -              | -             | -              | -              | -              | -              | -              | -              |                |
| Manufacturing Plant                             | -             | -              | -             | -              | -              | -              | -              | -              | -              |                |
| Depots                                          | -             | -              | -             | -              | -              | -              | -              | -              | -              |                |
| Capital Spares                                  | -             | -              | -             | -              | -              | -              | 1 000          | 2 000          | 2 000          |                |
| Housing                                         | -             | -              | -             | -              | -              | -              | -              | -              | -              |                |
| Staff Housing                                   | -             | -              | -             | -              | -              | -              | -              | -              | -              |                |
| Social Housing                                  | -             | -              | -             | -              | -              | -              | -              | -              | -              |                |
| Capital Spares                                  | -             | -              | -             | -              | -              | -              | -              | -              | -              |                |
| <b>Biological or Cultivated Assets</b>          | <b>-</b>      | <b>-</b>       | <b>-</b>      | <b>-</b>       | <b>-</b>       | <b>-</b>       | <b>-</b>       | <b>-</b>       | <b>-</b>       |                |
| Biological or Cultivated Assets                 | -             | -              | -             | -              | -              | -              | -              | -              | -              |                |
| <b>Intangible Assets</b>                        | <b>-</b>      | <b>-</b>       | <b>287</b>    | <b>3 500</b>   | <b>6 124</b>   | <b>6 124</b>   | <b>7 167</b>   | <b>1 000</b>   | <b>-</b>       |                |
| Servitudes                                      | -             | -              | -             | -              | -              | -              | -              | -              | -              |                |
| Licences and Rights                             | -             | -              | 287           | 3 500          | 6 124          | 6 124          | 7 167          | 1 000          | -              |                |
| Water Rights                                    | -             | -              | -             | -              | -              | -              | -              | -              | -              |                |
| Effluent Licenses                               | -             | -              | -             | -              | -              | -              | -              | -              | -              |                |
| Solid Waste Licenses                            | -             | -              | -             | -              | -              | -              | -              | -              | -              |                |
| Computer Software and Applications              | -             | -              | 287           | 500            | 4 800          | 4 800          | 5 000          | -              | -              |                |
| Load Settlement Software Applications           | -             | -              | -             | -              | -              | -              | -              | -              | -              |                |
| Unspecified                                     | -             | -              | -             | 3 000          | 1 324          | 1 324          | 2 167          | 1 000          | -              |                |
| <b>Computer Equipment</b>                       | <b>3 090</b>  | <b>344</b>     | <b>2 231</b>  | <b>3 255</b>   | <b>3 345</b>   | <b>3 345</b>   | <b>6 230</b>   | <b>-</b>       | <b>-</b>       |                |
| Computer Equipment                              | 3 090         | 344            | 2 231         | 3 255          | 3 345          | 3 345          | 6 230          | -              | -              |                |
| <b>Furniture and Office Equipment</b>           | <b>1 811</b>  | <b>836</b>     | <b>350</b>    | <b>2 000</b>   | <b>2 000</b>   | <b>2 000</b>   | <b>2 000</b>   | <b>-</b>       | <b>-</b>       |                |
| Furniture and Office Equipment                  | 1 811         | 836            | 350           | 2 000          | 2 000          | 2 000          | 2 000          | -              | -              |                |
| <b>Machinery and Equipment</b>                  | <b>159</b>    | <b>4 024</b>   | <b>542</b>    | <b>1 400</b>   | <b>1 400</b>   | <b>1 400</b>   | <b>8 160</b>   | <b>8 990</b>   | <b>21 002</b>  |                |
| Machinery and Equipment                         | 159           | 4 024          | 542           | 1 400          | 1 400          | 1 400          | 8 160          | 8 990          | 21 002         |                |
| <b>Transport Assets</b>                         | <b>28 943</b> | <b>3 437</b>   | <b>50 800</b> | <b>51 610</b>  | <b>51 610</b>  | <b>51 610</b>  | <b>20 000</b>  | <b>-</b>       | <b>-</b>       |                |
| Transport Assets                                | 28 943        | 3 437          | 50 800        | 51 610         | 51 610         | 51 610         | 20 000         | -              | -              |                |
| <b>Land</b>                                     | <b>9 090</b>  | <b>-</b>       | <b>-</b>      | <b>-</b>       | <b>-</b>       | <b>-</b>       | <b>-</b>       | <b>-</b>       | <b>-</b>       |                |
| Land                                            | 9 090         | -              | -             | -              | -              | -              | -              | -              | -              |                |
| <b>Zoo's, Marine and Non-biological Animals</b> | <b>-</b>      | <b>-</b>       | <b>-</b>      | <b>-</b>       | <b>-</b>       | <b>-</b>       | <b>-</b>       | <b>-</b>       | <b>-</b>       |                |
| Zoo's, Marine and Non-biological Animals        | -             | -              | -             | -              | -              | -              | -              | -              | -              |                |
| <b>Living resources</b>                         | <b>-</b>      | <b>-</b>       | <b>-</b>      | <b>-</b>       | <b>-</b>       | <b>-</b>       | <b>-</b>       | <b>-</b>       | <b>-</b>       |                |
| Mature                                          | -             | -              | -             | -              | -              | -              | -              | -              | -              |                |
| Policing and Protection                         | -             | -              | -             | -              | -              | -              | -              | -              | -              |                |
| Zoological plants and animals                   | -             | -              | -             | -              | -              | -              | -              | -              | -              |                |
| Immature                                        | -             | -              | -             | -              | -              | -              | -              | -              | -              |                |
| Policing and Protection                         | -             | -              | -             | -              | -              | -              | -              | -              | -              |                |
| Zoological plants and animals                   | -             | -              | -             | -              | -              | -              | -              | -              | -              |                |
| <b>Total Capital Expenditure on new assets</b>  | <b>1</b>      | <b>115 405</b> | <b>39 375</b> | <b>122 609</b> | <b>239 398</b> | <b>276 929</b> | <b>276 929</b> | <b>282 302</b> | <b>353 215</b> | <b>396 983</b> |

References

1. Total Capital Expenditure on new assets (SA34a) plus Total Capital Expenditure on renewal of existing assets (SA34b) plus Total Capital Expenditure on upgrading of existing assets (SA34e) must reconcile to total capital exp

|  |               |   |   |   |   |   |             |            |             |
|--|---------------|---|---|---|---|---|-------------|------------|-------------|
|  | check balance | - | - | - | - | - | 348 511 452 | 59 776 297 | -52 933 109 |
|--|---------------|---|---|---|---|---|-------------|------------|-------------|

GT421 Emfuleni - Supporting Table SA34b Capital expenditure on the renewal of existing assets by asset class

| Description                                                                       | Ref | 2019/20         | 2020/21         | 2021/22         | Current Year 2022/23 |                 |                    | 2023/24 Medium Term Revenue & Expenditure Framework |                        |                        |
|-----------------------------------------------------------------------------------|-----|-----------------|-----------------|-----------------|----------------------|-----------------|--------------------|-----------------------------------------------------|------------------------|------------------------|
|                                                                                   |     | Audited Outcome | Audited Outcome | Audited Outcome | Original Budget      | Adjusted Budget | Full Year Forecast | Budget Year 2023/24                                 | Budget Year +1 2024/25 | Budget Year +2 2025/26 |
| <b>R thousand</b>                                                                 | 1   |                 |                 |                 |                      |                 |                    |                                                     |                        |                        |
| <b>Capital expenditure on renewal of existing assets by Asset Class/Sub-class</b> |     |                 |                 |                 |                      |                 |                    |                                                     |                        |                        |
| <b>Infrastructure</b>                                                             |     | 57 116          | 384 305         | 380 703         | 69 400               | 76 300          | 76 300             | 100 500                                             | 135 000                | 109 000                |
| Roads Infrastructure                                                              |     | 19 283          | 36 320          | 267 024         | -                    | 40 000          | 40 000             | -                                                   | -                      | -                      |
| Roads                                                                             |     | 19 283          | 36 320          | 267 024         | -                    | 40 000          | 40 000             | -                                                   | -                      | -                      |
| Road Structures                                                                   |     | -               | -               | -               | -                    | -               | -                  | -                                                   | -                      | -                      |
| Road Furniture                                                                    |     | -               | -               | -               | -                    | -               | -                  | -                                                   | -                      | -                      |
| Capital Spares                                                                    |     | -               | -               | -               | -                    | -               | -                  | -                                                   | -                      | -                      |
| Storm water Infrastructure                                                        |     | 1 311           | 1 574           | -               | -                    | -               | -                  | -                                                   | -                      | -                      |
| Drainage Collection                                                               |     | 192             | -               | -               | -                    | -               | -                  | -                                                   | -                      | -                      |
| Storm water Conveyance                                                            |     | 1 119           | 1 574           | -               | -                    | -               | -                  | -                                                   | -                      | -                      |
| Attenuation                                                                       |     | -               | -               | -               | -                    | -               | -                  | -                                                   | -                      | -                      |
| Electrical Infrastructure                                                         |     | 24 463          | 35 658          | 58 580          | 54 400               | 18 857          | 18 857             | 55 500                                              | 90 000                 | 64 000                 |
| Power Plants                                                                      |     | -               | -               | -               | -                    | -               | -                  | -                                                   | -                      | -                      |
| HV Substations                                                                    |     | 3 380           | 3 804           | 18 471          | 28 200               | 8 290           | 8 290              | 41 000                                              | 54 500                 | 28 500                 |
| HV Switching Station                                                              |     | -               | -               | 1 450           | 10 000               | -               | -                  | 2 000                                               | -                      | -                      |
| HV Transmission Conductors                                                        |     | -               | 5 637           | 1 819           | -                    | -               | -                  | -                                                   | 10 000                 | 10 000                 |
| MV Substations                                                                    |     | 17 587          | 485             | 20 559          | 6 200                | 3 200           | 3 200              | 3 500                                               | 3 500                  | 3 500                  |
| MV Switching Stations                                                             |     | -               | 2 005           | 4 499           | -                    | -               | -                  | -                                                   | -                      | -                      |
| MV Networks                                                                       |     | 3 443           | 12 821          | 6 824           | 6 000                | 5 367           | 5 367              | 7 000                                               | 9 000                  | 9 000                  |
| LV Networks                                                                       |     | 54              | 3 933           | 4 958           | 2 000                | 2 000           | 2 000              | 2 000                                               | 3 000                  | 3 000                  |
| Capital Spares                                                                    |     | -               | 6 973           | -               | 2 000                | -               | -                  | -                                                   | 10 000                 | 10 000                 |
| Water Supply Infrastructure                                                       |     | 6 319           | 14 160          | 16 770          | 15 000               | 15 000          | 15 000             | 45 000                                              | 45 000                 | 45 000                 |
| Dams and Weirs                                                                    |     | -               | -               | -               | -                    | -               | -                  | -                                                   | -                      | -                      |
| Boreholes                                                                         |     | -               | -               | -               | -                    | -               | -                  | -                                                   | -                      | -                      |
| Reservoirs                                                                        |     | 2 581           | -               | 3 557           | -                    | -               | -                  | -                                                   | -                      | -                      |
| Pump Stations                                                                     |     | -               | -               | 222             | -                    | -               | -                  | -                                                   | -                      | -                      |
| Water Treatment Works                                                             |     | 143             | 89              | -               | -                    | -               | -                  | -                                                   | -                      | -                      |
| Bulk Mains                                                                        |     | -               | -               | -               | -                    | -               | -                  | -                                                   | -                      | -                      |
| Distribution                                                                      |     | 2 648           | 309             | 3 035           | -                    | -               | -                  | 5 000                                               | 5 000                  | 5 000                  |
| Distribution Points                                                               |     | -               | -               | -               | -                    | -               | -                  | -                                                   | -                      | -                      |
| PRV Stations                                                                      |     | -               | -               | -               | -                    | -               | -                  | 10 000                                              | -                      | -                      |
| Capital Spares                                                                    |     | 948             | 13 762          | 9 955           | 15 000               | 15 000          | 15 000             | 30 000                                              | 40 000                 | 40 000                 |
| Sanitation Infrastructure                                                         |     | 5 740           | 296 493         | 38 329          | -                    | 2 443           | 2 443              | -                                                   | -                      | -                      |
| Pump Station                                                                      |     | -               | 4 278           | -               | -                    | -               | -                  | -                                                   | -                      | -                      |
| Reticulation                                                                      |     | 5 740           | 1 678           | 31 979          | -                    | 2 443           | 2 443              | -                                                   | -                      | -                      |
| Waste Water Treatment Works                                                       |     | -               | 290 537         | 6 350           | -                    | -               | -                  | -                                                   | -                      | -                      |
| Outfall Sewers                                                                    |     | -               | -               | -               | -                    | -               | -                  | -                                                   | -                      | -                      |
| Toilet Facilities                                                                 |     | -               | -               | -               | -                    | -               | -                  | -                                                   | -                      | -                      |
| Capital Spares                                                                    |     | -               | -               | -               | -                    | -               | -                  | -                                                   | -                      | -                      |
| Solid Waste Infrastructure                                                        |     | -               | 100             | -               | -                    | -               | -                  | -                                                   | -                      | -                      |
| Landfill Sites                                                                    |     | -               | -               | -               | -                    | -               | -                  | -                                                   | -                      | -                      |
| Waste Transfer Stations                                                           |     | -               | 100             | -               | -                    | -               | -                  | -                                                   | -                      | -                      |
| Waste Processing Facilities                                                       |     | -               | -               | -               | -                    | -               | -                  | -                                                   | -                      | -                      |
| Waste Drop-off Points                                                             |     | -               | -               | -               | -                    | -               | -                  | -                                                   | -                      | -                      |
| Waste Separation Facilities                                                       |     | -               | -               | -               | -                    | -               | -                  | -                                                   | -                      | -                      |
| Electricity Generation Facilities                                                 |     | -               | -               | -               | -                    | -               | -                  | -                                                   | -                      | -                      |
| Capital Spares                                                                    |     | -               | -               | -               | -                    | -               | -                  | -                                                   | -                      | -                      |
| Rail Infrastructure                                                               |     | -               | -               | -               | -                    | -               | -                  | -                                                   | -                      | -                      |
| Rail Lines                                                                        |     | -               | -               | -               | -                    | -               | -                  | -                                                   | -                      | -                      |
| Rail Structures                                                                   |     | -               | -               | -               | -                    | -               | -                  | -                                                   | -                      | -                      |
| Rail Furniture                                                                    |     | -               | -               | -               | -                    | -               | -                  | -                                                   | -                      | -                      |
| Drainage Collection                                                               |     | -               | -               | -               | -                    | -               | -                  | -                                                   | -                      | -                      |
| Storm water Conveyance                                                            |     | -               | -               | -               | -                    | -               | -                  | -                                                   | -                      | -                      |
| Attenuation                                                                       |     | -               | -               | -               | -                    | -               | -                  | -                                                   | -                      | -                      |
| MV Substations                                                                    |     | -               | -               | -               | -                    | -               | -                  | -                                                   | -                      | -                      |
| LV Networks                                                                       |     | -               | -               | -               | -                    | -               | -                  | -                                                   | -                      | -                      |
| Capital Spares                                                                    |     | -               | -               | -               | -                    | -               | -                  | -                                                   | -                      | -                      |
| Coastal Infrastructure                                                            |     | -               | -               | -               | -                    | -               | -                  | -                                                   | -                      | -                      |
| Sand Pumps                                                                        |     | -               | -               | -               | -                    | -               | -                  | -                                                   | -                      | -                      |
| Piers                                                                             |     | -               | -               | -               | -                    | -               | -                  | -                                                   | -                      | -                      |
| Revetments                                                                        |     | -               | -               | -               | -                    | -               | -                  | -                                                   | -                      | -                      |
| Promenades                                                                        |     | -               | -               | -               | -                    | -               | -                  | -                                                   | -                      | -                      |
| Capital Spares                                                                    |     | -               | -               | -               | -                    | -               | -                  | -                                                   | -                      | -                      |
| Information and Communication Infrastructure                                      |     | -               | -               | -               | -                    | -               | -                  | -                                                   | -                      | -                      |
| Data Centres                                                                      |     | -               | -               | -               | -                    | -               | -                  | -                                                   | -                      | -                      |
| Core Layers                                                                       |     | -               | -               | -               | -                    | -               | -                  | -                                                   | -                      | -                      |
| Distribution Layers                                                               |     | -               | -               | -               | -                    | -               | -                  | -                                                   | -                      | -                      |
| Capital Spares                                                                    |     | -               | -               | -               | -                    | -               | -                  | -                                                   | -                      | -                      |
| <b>Community Assets</b>                                                           |     | -               | 114             | 2 411           | 6 695                | 9 045           | 9 045              | 5 100                                               | 11 148                 | 770                    |
| Community Facilities                                                              |     | -               | 114             | -               | -                    | 2 150           | 2 150              | 2 500                                               | 5 000                  | -                      |
| Halls                                                                             |     | -               | -               | -               | -                    | -               | -                  | -                                                   | -                      | -                      |
| Centres                                                                           |     | -               | -               | -               | -                    | -               | -                  | -                                                   | -                      | -                      |
| Crèches                                                                           |     | -               | -               | -               | -                    | -               | -                  | -                                                   | -                      | -                      |
| Clinics/Care Centres                                                              |     | -               | -               | -               | -                    | -               | -                  | -                                                   | -                      | -                      |
| Fire/Ambulance Stations                                                           |     | -               | -               | -               | -                    | -               | -                  | -                                                   | -                      | -                      |
| Testing Stations                                                                  |     | -               | -               | -               | -                    | -               | -                  | -                                                   | -                      | -                      |
| Museums                                                                           |     | -               | -               | -               | -                    | -               | -                  | -                                                   | -                      | -                      |
| Galleries                                                                         |     | -               | -               | -               | -                    | -               | -                  | -                                                   | -                      | -                      |
| Theatres                                                                          |     | -               | -               | -               | -                    | -               | -                  | -                                                   | -                      | -                      |
| Libraries                                                                         |     | -               | 114             | -               | -                    | 2 150           | 2 150              | -                                                   | -                      | -                      |





|                                                  |              |                |                |                |                |                |                |                |                |
|--------------------------------------------------|--------------|----------------|----------------|----------------|----------------|----------------|----------------|----------------|----------------|
| Theatres                                         |              |                |                |                |                |                |                |                |                |
| Libraries                                        | -            | -              | 2 723          | 2 150          | -              | -              | 3 994          | 4 168          | 4 090          |
| Cemeteries/Crematoria                            |              |                |                |                |                |                |                |                |                |
| Police                                           |              |                |                |                |                |                |                |                |                |
| Parks                                            | -            | -              | -              | -              | -              | -              | -              | -              | -              |
| Public Open Space                                |              |                |                |                |                |                |                |                |                |
| Nature Reserves                                  |              |                |                |                |                |                |                |                |                |
| Public Ablution Facilities                       | -            | -              | -              | -              | -              | -              | -              | -              | -              |
| Markets                                          |              |                |                |                |                |                |                |                |                |
| Stalls                                           |              |                |                |                |                |                |                |                |                |
| Abattoirs                                        |              |                |                |                |                |                |                |                |                |
| Airports                                         | -            | -              | -              | -              | -              | -              | -              | -              | -              |
| Taxi Ranks/Bus Terminals                         | -            | -              | -              | -              | -              | -              | -              | -              | -              |
| Capital Spares                                   |              |                |                |                |                |                |                |                |                |
| Sport and Recreation Facilities                  | -            | -              | -              | -              | 150            | 150            | -              | -              | -              |
| Indoor Facilities                                |              |                |                |                |                |                |                |                |                |
| Outdoor Facilities                               | -            | -              | -              | -              | 150            | 150            | -              | -              | -              |
| Capital Spares                                   | -            | -              | -              | -              | -              | -              | -              | -              | -              |
| <b>Heritage assets</b>                           | -            | -              | -              | -              | -              | -              | -              | -              | -              |
| Monuments                                        |              |                |                |                |                |                |                |                |                |
| Historic Buildings                               |              |                |                |                |                |                |                |                |                |
| Works of Art                                     |              |                |                |                |                |                |                |                |                |
| Conservation Areas                               |              |                |                |                |                |                |                |                |                |
| Other Heritage                                   |              |                |                |                |                |                |                |                |                |
| <b>Investment properties</b>                     | -            | -              | -              | -              | -              | -              | -              | -              | -              |
| Revenue Generating                               | -            | -              | -              | -              | -              | -              | -              | -              | -              |
| Improved Property                                |              |                |                |                |                |                |                |                |                |
| Unimproved Property                              |              |                |                |                |                |                |                |                |                |
| Non-revenue Generating                           | -            | -              | -              | -              | -              | -              | -              | -              | -              |
| Improved Property                                |              |                |                |                |                |                |                |                |                |
| Unimproved Property                              |              |                |                |                |                |                |                |                |                |
| <b>Other assets</b>                              | <b>1 901</b> | <b>5 630</b>   | <b>9 593</b>   | <b>7 870</b>   | <b>16 140</b>  | <b>16 140</b>  | <b>12 600</b>  | <b>13 217</b>  | <b>13 839</b>  |
| Operational Buildings                            | 1 901        | 5 630          | 9 593          | 7 870          | 16 140         | 16 140         | 12 600         | 13 217         | 13 839         |
| Municipal Offices                                | -            | 29             | -              | -              | 30             | 30             | -              | -              | -              |
| Pay/Enquiry Points                               | -            | -              | -              | -              | -              | -              | -              | -              | -              |
| Building Plan Offices                            | -            | -              | -              | -              | -              | -              | -              | -              | -              |
| Workshops                                        | 1 901        | 5 600          | 9 593          | 7 870          | 16 110         | 16 110         | 12 600         | 13 217         | 13 839         |
| Yards                                            |              |                |                |                |                |                |                |                |                |
| Stores                                           | -            | -              | -              | -              | -              | -              | -              | -              | -              |
| Laboratories                                     |              |                |                |                |                |                |                |                |                |
| Training Centres                                 | -            | -              | -              | -              | -              | -              | -              | -              | -              |
| Manufacturing Plant                              | -            | -              | -              | -              | -              | -              | -              | -              | -              |
| Depots                                           | -            | -              | -              | -              | -              | -              | -              | -              | -              |
| Capital Spares                                   | -            | -              | -              | -              | -              | -              | -              | -              | -              |
| Housing                                          |              |                |                |                |                |                |                |                |                |
| Staff Housing                                    | -            | -              | -              | -              | -              | -              | -              | -              | -              |
| Social Housing                                   |              |                |                |                |                |                |                |                |                |
| Capital Spares                                   |              |                |                |                |                |                |                |                |                |
| <b>Biological or Cultivated Assets</b>           | -            | -              | -              | -              | -              | -              | -              | -              | -              |
| Biological or Cultivated Assets                  |              |                |                |                |                |                |                |                |                |
| <b>Intangible Assets</b>                         | -            | -              | -              | -              | -              | -              | -              | -              | -              |
| Servitudes                                       |              |                |                |                |                |                |                |                |                |
| Licences and Rights                              | -            | -              | -              | -              | -              | -              | -              | -              | -              |
| Water Rights                                     |              |                |                |                |                |                |                |                |                |
| Effluent Licenses                                |              |                |                |                |                |                |                |                |                |
| Solid Waste Licenses                             |              |                |                |                |                |                |                |                |                |
| Computer Software and Applications               | -            | -              | -              | -              | -              | -              | -              | -              | -              |
| Load Settlement Software Applications            |              |                |                |                |                |                |                |                |                |
| Unspecified                                      | -            | -              | -              | -              | -              | -              | -              | -              | -              |
| <b>Computer Equipment</b>                        | <b>13</b>    | <b>-</b>       | <b>1 309</b>   | <b>1 572</b>   | <b>372</b>     | <b>372</b>     | <b>-</b>       | <b>-</b>       | <b>-</b>       |
| Computer Equipment                               | 13           | -              | 1 309          | 1 572          | 372            | 372            | -              | -              | -              |
| <b>Furniture and Office Equipment</b>            | <b>2 914</b> | <b>10 084</b>  | <b>9 935</b>   | <b>12 576</b>  | <b>17 813</b>  | <b>17 813</b>  | <b>24 243</b>  | <b>24 688</b>  | <b>25 144</b>  |
| Furniture and Office Equipment                   | 2 914        | 10 084         | 9 935          | 12 576         | 17 813         | 17 813         | 24 243         | 24 688         | 25 144         |
| <b>Machinery and Equipment</b>                   | <b>-</b>     | <b>-</b>       | <b>1 134</b>   | <b>-</b>       | <b>1 003</b>   | <b>1 003</b>   | <b>-</b>       | <b>-</b>       | <b>-</b>       |
| Machinery and Equipment                          | -            | -              | 1 134          | -              | 1 003          | 1 003          | -              | -              | -              |
| <b>Transport Assets</b>                          | <b>9 320</b> | <b>3 223</b>   | <b>2 887</b>   | <b>20 890</b>  | <b>2 301</b>   | <b>2 301</b>   | <b>-</b>       | <b>-</b>       | <b>-</b>       |
| Transport Assets                                 | 9 320        | 3 223          | 2 887          | 20 890         | 2 301          | 2 301          | -              | -              | -              |
| <b>Land</b>                                      | <b>-</b>     | <b>-</b>       | <b>-</b>       | <b>-</b>       | <b>-</b>       | <b>-</b>       | <b>-</b>       | <b>-</b>       | <b>-</b>       |
| Land                                             | -            | -              | -              | -              | -              | -              | -              | -              | -              |
| <b>Zoo's, Marine and Non-biological Animals</b>  | <b>-</b>     | <b>-</b>       | <b>-</b>       | <b>-</b>       | <b>-</b>       | <b>-</b>       | <b>-</b>       | <b>-</b>       | <b>-</b>       |
| Zoo's, Marine and Non-biological Animals         | -            | -              | -              | -              | -              | -              | -              | -              | -              |
| <b>Living resources</b>                          | <b>-</b>     | <b>-</b>       | <b>-</b>       | <b>-</b>       | <b>-</b>       | <b>-</b>       | <b>-</b>       | <b>-</b>       | <b>-</b>       |
| Mature                                           | -            | -              | -              | -              | -              | -              | -              | -              | -              |
| Policing and Protection                          |              |                |                |                |                |                |                |                |                |
| Zoological plants and animals                    |              |                |                |                |                |                |                |                |                |
| Immature                                         | -            | -              | -              | -              | -              | -              | -              | -              | -              |
| Policing and Protection                          |              |                |                |                |                |                |                |                |                |
| Zoological plants and animals                    |              |                |                |                |                |                |                |                |                |
| <b>Total Repairs and Maintenance Expenditure</b> | <b>1</b>     | <b>182 973</b> | <b>775 302</b> | <b>500 462</b> | <b>504 074</b> | <b>521 478</b> | <b>460 742</b> | <b>487 890</b> | <b>503 480</b> |

|                                           |      |            |           |           |           |           |           |           |           |
|-------------------------------------------|------|------------|-----------|-----------|-----------|-----------|-----------|-----------|-----------|
| <b>R&amp;M as a % of PPE</b>              | 1.8% | 1359808.9% | 877765.0% | 884091.4% | 914616.2% | 914616.2% | 808100.0% | 855707.3% | 883050.0% |
| <b>R&amp;M as % Operating Expenditure</b> | 2.8% | 11.5%      | 6.6%      | 7.4%      | 7.5%      | 7.5%      | 10.7%     | 6.3%      | 6.0%      |

References

1. Total Repairs and Maintenance Expenditure by Asset Category must reconcile to total repairs and maintenance expenditure on Table SA1





|                                                 |               |                |                |                |                |                |                |                |                |                |
|-------------------------------------------------|---------------|----------------|----------------|----------------|----------------|----------------|----------------|----------------|----------------|----------------|
| Theatres                                        | -             | -              | -              | -              | -              | -              | -              | -              | -              |                |
| Libraries                                       | 4 659         | 4 930          | 4 071          | 5 085          | 5 085          | 5 085          | 5 355          | 5 617          | 5 881          |                |
| Cemeteries/Crematoria                           | 1 036         | 943            | 1 279          | 823            | 823            | 823            | 867            | 909            | 952            |                |
| Police                                          | -             | -              | -              | -              | -              | -              | -              | -              | -              |                |
| Parks                                           | 3 355         | 2 279          | 1 742          | -              | -              | -              | -              | -              | -              |                |
| Public Open Space                               | 440           | 492            | 410            | 2 826          | 2 826          | 2 826          | 2 976          | 3 121          | 3 268          |                |
| Nature Reserves                                 | -             | -              | -              | -              | -              | -              | -              | -              | -              |                |
| Public Ablution Facilities                      | -             | -              | -              | -              | -              | -              | -              | -              | -              |                |
| Markets                                         | -             | -              | -              | -              | -              | -              | -              | -              | -              |                |
| Stalls                                          | -             | -              | -              | -              | -              | -              | -              | -              | -              |                |
| Abattoirs                                       | -             | -              | -              | -              | -              | -              | -              | -              | -              |                |
| Airports                                        | -             | -              | -              | -              | -              | -              | -              | -              | -              |                |
| Taxi Ranks/Bus Terminals                        | -             | -              | -              | -              | -              | -              | -              | -              | -              |                |
| Capital Spares                                  | -             | -              | -              | -              | -              | -              | -              | -              | -              |                |
| Sport and Recreation Facilities                 | 12 176        | 17 291         | 11 253         | 9 025          | 9 025          | 9 025          | 9 504          | 9 969          | 10 438         |                |
| Indoor Facilities                               | 3 352         | 5 230          | 2 214          | -              | -              | -              | -              | -              | -              |                |
| Outdoor Facilities                              | 8 824         | 12 061         | 9 040          | 9 025          | 9 025          | 9 025          | 9 504          | 9 969          | 10 438         |                |
| Capital Spares                                  | -             | -              | -              | -              | -              | -              | -              | -              | -              |                |
| <b>Heritage assets</b>                          | -             | -              | -              | -              | -              | -              | -              | -              | -              |                |
| Monuments                                       | -             | -              | -              | -              | -              | -              | -              | -              | -              |                |
| Historic Buildings                              | -             | -              | -              | -              | -              | -              | -              | -              | -              |                |
| Works of Art                                    | -             | -              | -              | -              | -              | -              | -              | -              | -              |                |
| Conservation Areas                              | -             | -              | -              | -              | -              | -              | -              | -              | -              |                |
| Other Heritage                                  | -             | -              | -              | -              | -              | -              | -              | -              | -              |                |
| <b>Investment properties</b>                    | -             | -              | -              | -              | -              | -              | -              | -              | -              |                |
| Revenue Generating                              | -             | -              | -              | -              | -              | -              | -              | -              | -              |                |
| Improved Property                               | -             | -              | -              | -              | -              | -              | -              | -              | -              |                |
| Unimproved Property                             | -             | -              | -              | -              | -              | -              | -              | -              | -              |                |
| Non-revenue Generating                          | -             | -              | -              | -              | -              | -              | -              | -              | -              |                |
| Improved Property                               | -             | -              | -              | -              | -              | -              | -              | -              | -              |                |
| Unimproved Property                             | -             | -              | -              | -              | -              | -              | -              | -              | -              |                |
| <b>Other assets</b>                             | <b>28 148</b> | <b>93 896</b>  | <b>37 804</b>  | <b>31 445</b>  | <b>31 445</b>  | <b>31 445</b>  | <b>33 111</b>  | <b>34 734</b>  | <b>36 366</b>  |                |
| Operational Buildings                           | 301           | 373            | 263            | 370            | 370            | 370            | 390            | 409            | 428            |                |
| Municipal Offices                               | 264           | 336            | 227            | 326            | 326            | 326            | 343            | 360            | 377            |                |
| Pay/Enquiry Points                              | -             | -              | -              | -              | -              | -              | -              | -              | -              |                |
| Building Plan Offices                           | -             | -              | -              | -              | -              | -              | -              | -              | -              |                |
| Workshops                                       | 37            | 37             | 36             | 45             | 45             | 45             | 47             | 49             | 52             |                |
| Yards                                           | -             | -              | -              | -              | -              | -              | -              | -              | -              |                |
| Stores                                          | -             | -              | -              | -              | -              | -              | -              | -              | -              |                |
| Laboratories                                    | -             | -              | -              | -              | -              | -              | -              | -              | -              |                |
| Training Centres                                | -             | -              | -              | -              | -              | -              | -              | -              | -              |                |
| Manufacturing Plant                             | -             | -              | -              | -              | -              | -              | -              | -              | -              |                |
| Depots                                          | -             | -              | -              | -              | -              | -              | -              | -              | -              |                |
| Capital Spares                                  | -             | -              | -              | -              | -              | -              | -              | -              | -              |                |
| Housing                                         | 27 847        | 93 523         | 37 541         | 31 074         | 31 074         | 31 074         | 32 721         | 34 325         | 35 938         |                |
| Staff Housing                                   | 27 847        | 119 641        | -              | 307            | 307            | 307            | 323            | 339            | 355            |                |
| Social Housing                                  | 0             | (26 118)       | 37 541         | 30 768         | 30 768         | 30 768         | 32 398         | 33 986         | 35 583         |                |
| Capital Spares                                  | -             | -              | -              | -              | -              | -              | -              | -              | -              |                |
| <b>Biological or Cultivated Assets</b>          | -             | -              | -              | -              | -              | -              | -              | -              | -              |                |
| Biological or Cultivated Assets                 | -             | -              | -              | -              | -              | -              | -              | -              | -              |                |
| <b>Intangible Assets</b>                        | <b>2 163</b>  | <b>2 127</b>   | <b>1 377</b>   | <b>2 549</b>   | <b>2 549</b>   | <b>2 549</b>   | <b>2 684</b>   | <b>2 815</b>   | <b>2 948</b>   |                |
| Servitudes                                      | -             | -              | -              | -              | -              | -              | -              | -              | -              |                |
| Licences and Rights                             | 2 163         | 2 127          | 1 377          | 2 549          | 2 549          | 2 549          | 2 684          | 2 815          | 2 948          |                |
| Water Rights                                    | -             | -              | -              | -              | -              | -              | -              | -              | -              |                |
| Effluent Licenses                               | -             | -              | -              | -              | -              | -              | -              | -              | -              |                |
| Solid Waste Licenses                            | -             | -              | -              | -              | -              | -              | -              | -              | -              |                |
| Computer Software and Applications              | 2 163         | 2 127          | 1 377          | 2 549          | 2 549          | 2 549          | 2 684          | 2 815          | 2 948          |                |
| Load Settlement Software Applications           | -             | -              | -              | -              | -              | -              | -              | -              | -              |                |
| Unspecified                                     | -             | -              | -              | -              | -              | -              | -              | -              | -              |                |
| <b>Computer Equipment</b>                       | <b>2 365</b>  | <b>3 393</b>   | <b>2 265</b>   | <b>6 168</b>   | <b>6 168</b>   | <b>6 168</b>   | <b>6 495</b>   | <b>6 813</b>   | <b>7 133</b>   |                |
| Computer Equipment                              | 2 365         | 3 393          | 2 265          | 6 168          | 6 168          | 6 168          | 6 495          | 6 813          | 7 133          |                |
| <b>Furniture and Office Equipment</b>           | <b>1 147</b>  | <b>2 460</b>   | <b>1 717</b>   | <b>4 960</b>   | <b>4 960</b>   | <b>4 960</b>   | <b>5 223</b>   | <b>5 479</b>   | <b>5 737</b>   |                |
| Furniture and Office Equipment                  | 1 147         | 2 460          | 1 717          | 4 960          | 4 960          | 4 960          | 5 223          | 5 479          | 5 737          |                |
| <b>Machinery and Equipment</b>                  | <b>2 068</b>  | <b>3 221</b>   | <b>3 402</b>   | <b>2 897</b>   | <b>2 897</b>   | <b>2 897</b>   | <b>3 050</b>   | <b>3 200</b>   | <b>3 350</b>   |                |
| Machinery and Equipment                         | 2 068         | 3 221          | 3 402          | 2 897          | 2 897          | 2 897          | 3 050          | 3 200          | 3 350          |                |
| <b>Transport Assets</b>                         | <b>4 246</b>  | <b>21 380</b>  | <b>17 050</b>  | <b>2 599</b>   | <b>2 599</b>   | <b>2 599</b>   | <b>2 737</b>   | <b>2 871</b>   | <b>3 006</b>   |                |
| Transport Assets                                | 4 246         | 21 380         | 17 050         | 2 599          | 2 599          | 2 599          | 2 737          | 2 871          | 3 006          |                |
| <b>Land</b>                                     | <b>7 114</b>  | <b>1 637</b>   | <b>1 353</b>   | <b>-</b>       | <b>-</b>       | <b>-</b>       | <b>-</b>       | <b>-</b>       | <b>-</b>       |                |
| Land                                            | 7 114         | 1 637          | 1 353          | -              | -              | -              | -              | -              | -              |                |
| <b>Zoo's, Marine and Non-biological Animals</b> | <b>-</b>      | <b>-</b>       | <b>-</b>       | <b>-</b>       | <b>-</b>       | <b>-</b>       | <b>-</b>       | <b>-</b>       | <b>-</b>       |                |
| Zoo's, Marine and Non-biological Animals        | -             | -              | -              | -              | -              | -              | -              | -              | -              |                |
| <b>Living resources</b>                         | <b>-</b>      | <b>-</b>       | <b>-</b>       | <b>-</b>       | <b>-</b>       | <b>-</b>       | <b>-</b>       | <b>-</b>       | <b>-</b>       |                |
| Mature                                          | -             | -              | -              | -              | -              | -              | -              | -              | -              |                |
| Policing and Protection                         | -             | -              | -              | -              | -              | -              | -              | -              | -              |                |
| Zoological plants and animals                   | -             | -              | -              | -              | -              | -              | -              | -              | -              |                |
| Immature                                        | -             | -              | -              | -              | -              | -              | -              | -              | -              |                |
| Policing and Protection                         | -             | -              | -              | -              | -              | -              | -              | -              | -              |                |
| Zoological plants and animals                   | -             | -              | -              | -              | -              | -              | -              | -              | -              |                |
| <b>Total Depreciation</b>                       | <b>1</b>      | <b>351 537</b> | <b>504 090</b> | <b>635 189</b> | <b>487 511</b> | <b>487 511</b> | <b>487 511</b> | <b>513 349</b> | <b>538 503</b> | <b>563 813</b> |





|                                                                  |   |         |         |        |         |        |        |         |         |        |
|------------------------------------------------------------------|---|---------|---------|--------|---------|--------|--------|---------|---------|--------|
| Markets                                                          |   |         |         |        |         |        |        |         |         |        |
| Stalls                                                           |   |         |         |        |         |        |        |         |         |        |
| Abattoirs                                                        |   |         |         |        |         |        |        |         |         |        |
| Airports                                                         |   |         |         |        |         |        |        |         |         |        |
| Taxi Ranks/Bus Terminals                                         |   |         |         |        |         |        |        |         |         |        |
| Capital Spares                                                   |   |         |         |        |         |        |        |         |         |        |
| Sport and Recreation Facilities                                  | - | -       | -       | -      | -       | -      | -      | -       | -       |        |
| Indoor Facilities                                                |   |         |         |        |         |        |        |         |         |        |
| Outdoor Facilities                                               |   |         |         |        |         |        |        |         |         |        |
| Capital Spares                                                   |   |         |         |        |         |        |        |         |         |        |
| <b>Heritage assets</b>                                           | - | -       | -       | -      | -       | -      | -      | -       | -       |        |
| Monuments                                                        |   |         |         |        |         |        |        |         |         |        |
| Historic Buildings                                               |   |         |         |        |         |        |        |         |         |        |
| Works of Art                                                     |   |         |         |        |         |        |        |         |         |        |
| Conservation Areas                                               |   |         |         |        |         |        |        |         |         |        |
| Other Heritage                                                   |   |         |         |        |         |        |        |         |         |        |
| <b>Investment properties</b>                                     | - | -       | -       | -      | -       | -      | -      | -       | -       |        |
| Revenue Generating                                               |   |         |         |        |         |        |        |         |         |        |
| Improved Property                                                |   |         |         |        |         |        |        |         |         |        |
| Unimproved Property                                              |   |         |         |        |         |        |        |         |         |        |
| Non-revenue Generating                                           |   |         |         |        |         |        |        |         |         |        |
| Improved Property                                                |   |         |         |        |         |        |        |         |         |        |
| Unimproved Property                                              |   |         |         |        |         |        |        |         |         |        |
| <b>Other assets</b>                                              | - | 845 639 | -       | -      | -       | -      | -      | -       | -       |        |
| Operational Buildings                                            |   |         |         |        |         |        |        |         |         |        |
| Municipal Offices                                                |   |         |         |        |         |        |        |         |         |        |
| Pay/Enquiry Points                                               |   |         |         |        |         |        |        |         |         |        |
| Building Plan Offices                                            |   |         |         |        |         |        |        |         |         |        |
| Workshops                                                        |   |         |         |        |         |        |        |         |         |        |
| Yards                                                            |   |         |         |        |         |        |        |         |         |        |
| Stores                                                           |   |         |         |        |         |        |        |         |         |        |
| Laboratories                                                     |   |         |         |        |         |        |        |         |         |        |
| Training Centres                                                 |   |         |         |        |         |        |        |         |         |        |
| Manufacturing Plant                                              |   |         |         |        |         |        |        |         |         |        |
| Depots                                                           |   |         |         |        |         |        |        |         |         |        |
| Capital Spares                                                   |   |         |         |        |         |        |        |         |         |        |
| Housing                                                          |   | 845 639 |         |        |         |        |        |         |         |        |
| Staff Housing                                                    |   |         |         |        |         |        |        |         |         |        |
| Social Housing                                                   |   | 845 639 |         |        |         |        |        |         |         |        |
| Capital Spares                                                   |   |         |         |        |         |        |        |         |         |        |
| <b>Biological or Cultivated Assets</b>                           | - | -       | -       | -      | -       | -      | -      | -       | -       |        |
| Biological or Cultivated Assets                                  |   |         |         |        |         |        |        |         |         |        |
| <b>Intangible Assets</b>                                         | - | -       | -       | -      | -       | -      | -      | -       | -       |        |
| Servitudes                                                       |   |         |         |        |         |        |        |         |         |        |
| Licences and Rights                                              |   |         |         |        |         |        |        |         |         |        |
| Water Rights                                                     |   |         |         |        |         |        |        |         |         |        |
| Effluent Licenses                                                |   |         |         |        |         |        |        |         |         |        |
| Solid Waste Licenses                                             |   |         |         |        |         |        |        |         |         |        |
| Computer Software and Applications                               |   |         |         |        |         |        |        |         |         |        |
| Load Settlement Software Applications                            |   |         |         |        |         |        |        |         |         |        |
| Unspecified                                                      |   |         |         |        |         |        |        |         |         |        |
| <b>Computer Equipment</b>                                        | - | -       | -       | -      | -       | -      | -      | -       | -       |        |
| Computer Equipment                                               |   |         |         |        |         |        |        |         |         |        |
| <b>Furniture and Office Equipment</b>                            | - | -       | -       | -      | -       | -      | -      | -       | -       |        |
| Furniture and Office Equipment                                   |   |         |         |        |         |        |        |         |         |        |
| <b>Machinery and Equipment</b>                                   | - | -       | -       | -      | -       | -      | -      | -       | -       |        |
| Machinery and Equipment                                          |   |         |         |        |         |        |        |         |         |        |
| <b>Transport Assets</b>                                          | - | -       | -       | -      | -       | -      | -      | -       | -       |        |
| Transport Assets                                                 |   |         |         |        |         |        |        |         |         |        |
| <b>Land</b>                                                      | - | -       | -       | -      | -       | -      | -      | -       | -       |        |
| Land                                                             |   |         |         |        |         |        |        |         |         |        |
| <b>Zoo's, Marine and Non-biological Animals</b>                  | - | -       | -       | -      | -       | -      | -      | -       | -       |        |
| Zoo's, Marine and Non-biological Animals                         |   |         |         |        |         |        |        |         |         |        |
| <b>Living resources</b>                                          | - | -       | -       | -      | -       | -      | -      | -       | -       |        |
| Mature                                                           |   |         |         |        |         |        |        |         |         |        |
| Policing and Protection                                          |   |         |         |        |         |        |        |         |         |        |
| Zoological plants and animals                                    |   |         |         |        |         |        |        |         |         |        |
| Immature                                                         |   |         |         |        |         |        |        |         |         |        |
| Policing and Protection                                          |   |         |         |        |         |        |        |         |         |        |
| Zoological plants and animals                                    |   |         |         |        |         |        |        |         |         |        |
| <b>Total Capital Expenditure on upgrading of existing assets</b> | 1 | -       | 880 474 | 42 659 | 109 526 | 75 236 | 75 236 | 144 008 | 100 323 | 40 000 |
| <b>Upgrading of Existing Assets as % of total capex</b>          |   | 0.0%    | 66.9%   | 7.8%   | 25.8%   | 17.2%  | 17.2%  | 26.7%   | 16.7%   | 7.3%   |
| <b>Upgrading of Existing Assets as % of deprecn*</b>             |   | 0.0%    | 174.7%  | 6.7%   | 22.5%   | 15.4%  | 15.4%  | 28.1%   | 18.6%   | 7.1%   |
| <b>References</b>                                                |   |         |         |        |         |        |        |         |         |        |

1. Total Capital Expenditure on upgrading of existing assets (SA34e) plus Total Capital Expenditure on new assets (SA34a) plus Total Capital Expenditure on renewal of existing assets (SA34b) must reconcile to total capital expenditure.

**GT421 Emfuleni - Supporting Table SA35 Future financial implications of the capital budget**

| Vote Description                                                        | Ref | 2023/24 Medium Term Revenue & Expenditure Framework |                        |                        | Forecasts        |                  |                  |               |
|-------------------------------------------------------------------------|-----|-----------------------------------------------------|------------------------|------------------------|------------------|------------------|------------------|---------------|
|                                                                         |     | Budget Year 2023/24                                 | Budget Year +1 2024/25 | Budget Year +2 2025/26 | Forecast 2026/27 | Forecast 2027/28 | Forecast 2028/29 | Present value |
| <b>R thousand</b>                                                       |     |                                                     |                        |                        |                  |                  |                  |               |
| <b>Capital expenditure</b>                                              | 1   |                                                     |                        |                        |                  |                  |                  |               |
| Vote 01 - Executive & Council                                           |     | -                                                   | -                      | -                      | -                | -                | -                | -             |
| Vote 02 - Municipal Manager                                             |     | 2 500                                               | -                      | -                      | -                | -                | -                | -             |
| Vote 03 - Financial Services                                            |     | 2 180                                               | -                      | -                      | -                | -                | -                | -             |
| Vote 04 - Corporate Services                                            |     | 28 310                                              | -                      | 10                     | -                | -                | -                | -             |
| Vote 05 - Basic Services                                                |     | 499 370                                             | 595 962                | 527 981                | -                | -                | -                | -             |
| Vote 06 - Agriculture, Economic Development Planning & H                |     | -                                                   | -                      | -                      | -                | -                | -                | -             |
| Vote 07 - Public Safety & Community Development                         |     | 7 550                                               | 3 724                  | 18 762                 | -                | -                | -                | -             |
| Vote 08 -                                                               |     | -                                                   | -                      | -                      | -                | -                | -                | -             |
| Vote 09 -                                                               |     | -                                                   | -                      | -                      | -                | -                | -                | -             |
| Vote 10 -                                                               |     | -                                                   | -                      | -                      | -                | -                | -                | -             |
| Vote 11 -                                                               |     | -                                                   | -                      | -                      | -                | -                | -                | -             |
| Vote 12 -                                                               |     | -                                                   | -                      | -                      | -                | -                | -                | -             |
| Vote 13 -                                                               |     | -                                                   | -                      | -                      | -                | -                | -                | -             |
| Vote 14 -                                                               |     | -                                                   | -                      | -                      | -                | -                | -                | -             |
| Vote 15 - Other                                                         |     | -                                                   | -                      | -                      | -                | -                | -                | -             |
| <i>List entity summary if applicable</i>                                |     |                                                     |                        |                        |                  |                  |                  |               |
| <b>Total Capital Expenditure</b>                                        |     | <b>539 910</b>                                      | <b>599 686</b>         | <b>546 753</b>         | -                | -                | -                | -             |
| <b>Future operational costs by vote</b>                                 | 2   |                                                     |                        |                        |                  |                  |                  |               |
| Vote 01 - Executive & Council                                           |     |                                                     |                        |                        |                  |                  |                  |               |
| Vote 02 - Municipal Manager                                             |     |                                                     |                        |                        |                  |                  |                  |               |
| Vote 03 - Financial Services                                            |     |                                                     |                        |                        |                  |                  |                  |               |
| Vote 04 - Corporate Services                                            |     |                                                     |                        |                        |                  |                  |                  |               |
| Vote 05 - Basic Services                                                |     |                                                     |                        |                        |                  |                  |                  |               |
| Vote 06 - Agriculture, Economic Development Planning & Human Settlement |     |                                                     |                        |                        |                  |                  |                  |               |
| Vote 07 - Public Safety & Community Development                         |     |                                                     |                        |                        |                  |                  |                  |               |
| Vote 08 -                                                               |     |                                                     |                        |                        |                  |                  |                  |               |
| Vote 09 -                                                               |     |                                                     |                        |                        |                  |                  |                  |               |
| Vote 10 -                                                               |     |                                                     |                        |                        |                  |                  |                  |               |
| Vote 11 -                                                               |     |                                                     |                        |                        |                  |                  |                  |               |
| Vote 12 -                                                               |     |                                                     |                        |                        |                  |                  |                  |               |
| Vote 13 -                                                               |     |                                                     |                        |                        |                  |                  |                  |               |
| Vote 14 -                                                               |     |                                                     |                        |                        |                  |                  |                  |               |
| Vote 15 - Other                                                         |     |                                                     |                        |                        |                  |                  |                  |               |
| <i>List entity summary if applicable</i>                                |     |                                                     |                        |                        |                  |                  |                  |               |
| <b>Total future operational costs</b>                                   |     | -                                                   | -                      | -                      | -                | -                | -                | -             |
| <b>Future revenue by source</b>                                         | 3   |                                                     |                        |                        |                  |                  |                  |               |
| Exchange Revenue                                                        |     | 218 865                                             | 229 590                | 240 380                |                  |                  |                  |               |
| Service charges - Electricity                                           |     |                                                     |                        |                        |                  |                  |                  |               |
| Service charges - Water                                                 |     | 3 766 427                                           | 4 170 941              | 4 618 900              |                  |                  |                  |               |
| Service charges - Waste Water Management                                |     | 991 315                                             | 1 082 516              | 1 182 107              |                  |                  |                  |               |
| Service charges - Waste Management                                      |     | 322 935                                             | 338 759                | 354 681                |                  |                  |                  |               |
| Agency services                                                         |     |                                                     |                        |                        |                  |                  |                  |               |
| <i>List other revenues sources if applicable</i>                        |     | 2 713 327                                           | 2 898 834              | 3 063 700              |                  |                  |                  |               |
| <i>List entity summary if applicable</i>                                |     |                                                     |                        |                        |                  |                  |                  |               |
| <b>Total future revenue</b>                                             |     | <b>8 012 869</b>                                    | <b>8 720 640</b>       | <b>9 459 769</b>       | -                | -                | -                | -             |
| <b>Net Financial Implications</b>                                       |     | <b>(7 472 960)</b>                                  | <b>(8 120 954)</b>     | <b>(8 913 016)</b>     | -                | -                | -                | -             |

**References**

1. Summarise the total capital cost until capital project is operational (MFMA s19(2)(a))
2. Summary of future operational costs from when projects operational (present value until the end of each asset's useful life) (MFMA s19(2)(b))
3. Summarise the future revenue from when projects are operational, including municipal tax and tariff implications, (present value until the end of asset's useful life)



**GT421 Emfuleni - Supporting Table SA37 Projects delayed from previous financial year/s**

| R thousand                                           | Function | Project name | Project number | Type | MTSF Service Outcome | IUDF | Own Strategic Objectives | Asset Class | Asset Sub-Class | Ward Location | GPS Longitude | GPS Latitude | Previous target year to complete | Current Year 2022/23 |                    | 2023/24 Medium Term Revenue & Expenditure Framework |                        |                        |
|------------------------------------------------------|----------|--------------|----------------|------|----------------------|------|--------------------------|-------------|-----------------|---------------|---------------|--------------|----------------------------------|----------------------|--------------------|-----------------------------------------------------|------------------------|------------------------|
|                                                      |          |              |                |      |                      |      |                          |             |                 |               |               |              |                                  | Original Budget      | Full Year Forecast | Budget Year 2023/24                                 | Budget Year +1 2024/25 | Budget Year +2 2025/26 |
| <b>Parent municipality:</b>                          |          |              |                |      |                      |      |                          |             |                 |               |               |              |                                  |                      |                    |                                                     |                        |                        |
| <i>List all capital projects grouped by Function</i> |          |              |                |      |                      |      |                          |             |                 |               |               |              |                                  |                      |                    |                                                     |                        |                        |
|                                                      |          |              |                |      |                      |      |                          |             |                 |               |               |              |                                  |                      |                    |                                                     |                        |                        |
| <i>List all capital projects grouped by Entity</i>   |          |              |                |      |                      |      |                          |             |                 |               |               |              |                                  |                      |                    |                                                     |                        |                        |
|                                                      |          |              |                |      |                      |      |                          |             |                 |               |               |              |                                  |                      |                    |                                                     |                        |                        |
| <b>Entity Name</b>                                   |          |              |                |      |                      |      |                          |             |                 |               |               |              |                                  |                      |                    |                                                     |                        |                        |
| <i>Project name</i>                                  |          |              |                |      |                      |      |                          |             |                 |               |               |              |                                  |                      |                    |                                                     |                        |                        |
|                                                      |          |              |                |      |                      |      |                          |             |                 |               |               |              |                                  |                      |                    |                                                     |                        |                        |

**References**

List all projects with planned completion dates in current year that have been re-budgeted in the MTREF

Asset class as per table A9 and asset sub-class as per table SA34

GPS coordinates correct to seconds. Provide a logical starting point on networked infrastructure.





| FORM | YEAR | END | MUNCDE | ITEMCODE | SEQ |
|------|------|-----|--------|----------|-----|
| BSD  | 2023 |     | GT421  | 1000     | 1   |
| BSD  | 2023 |     | GT421  | 1100     | 2   |
| BSD  | 2023 |     | GT421  | 1101     | 3   |
| BSD  | 2023 |     | GT421  | 1102     | 4   |
| BSD  | 2023 |     | GT421  | 1103     | 5   |
| BSD  | 2023 |     | GT421  | 1104     | 6   |
| BSD  | 2023 |     | GT421  | 1105     | 7   |
| BSD  | 2023 |     | GT421  | 1106     | 8   |
| BSD  | 2023 |     | GT421  | 1107     | 9   |
| BSD  | 2023 |     | GT421  | 1108     | 10  |
| BSD  | 2023 |     | GT421  | 1109     | 11  |
| BSD  | 2023 |     | GT421  | 1110     | 12  |
| BSD  | 2023 |     | GT421  | 1200     | 13  |
| BSD  | 2023 |     | GT421  | 1201     | 14  |
| BSD  | 2023 |     | GT421  | 1202     | 15  |
| BSD  | 2023 |     | GT421  | 1203     | 16  |
| BSD  | 2023 |     | GT421  | 1204     | 17  |
| BSD  | 2023 |     | GT421  | 1205     | 18  |
| BSD  | 2023 |     | GT421  | 1206     | 19  |
| BSD  | 2023 |     | GT421  | 1207     | 20  |
| BSD  | 2023 |     | GT421  | 1208     | 21  |
| BSD  | 2023 |     | GT421  | 1209     | 22  |
| BSD  | 2023 |     | GT421  | 1210     | 23  |
| BSD  | 2023 |     | GT421  | 1211     | 24  |
| BSD  | 2023 |     | GT421  | 1300     | 25  |
| BSD  | 2023 |     | GT421  | 1301     | 26  |
| BSD  | 2023 |     | GT421  | 1302     | 27  |
| BSD  | 2023 |     | GT421  | 1303     | 28  |
| BSD  | 2023 |     | GT421  | 1304     | 29  |
| BSD  | 2023 |     | GT421  | 1305     | 30  |
| BSD  | 2023 |     | GT421  | 1306     | 31  |
| BSD  | 2023 |     | GT421  | 1307     | 32  |
| BSD  | 2023 |     | GT421  | 1308     | 33  |
| BSD  | 2023 |     | GT421  | 1400     | 34  |
| BSD  | 2023 |     | GT421  | 1401     | 35  |
| BSD  | 2023 |     | GT421  | 1402     | 36  |
| BSD  | 2023 |     | GT421  | 1403     | 37  |
| BSD  | 2023 |     | GT421  | 1404     | 38  |
| BSD  | 2023 |     | GT421  | 1405     | 39  |
| BSD  | 2023 |     | GT421  | 1406     | 40  |
| BSD  | 2023 |     | GT421  | 1407     | 41  |
| BSD  | 2023 |     | GT421  | 1408     | 42  |
| BSD  | 2023 |     | GT421  | 1409     | 43  |
| BSD  | 2023 |     | GT421  |          |     |
| BSD  | 2023 |     | GT421  | 1500     | 45  |
| BSD  | 2023 |     | GT421  | 1501     | 46  |
| BSD  | 2023 |     | GT421  | 1502     | 47  |
| BSD  | 2023 |     | GT421  | 1503     | 48  |
| BSD  | 2023 |     | GT421  | 1504     | 49  |
| BSD  | 2023 |     | GT421  |          |     |
| BSD  | 2023 |     | GT421  | 1600     | 51  |
| BSD  | 2023 |     | GT421  | 1601     | 52  |
| BSD  | 2023 |     | GT421  | 1602     | 53  |
| BSD  | 2023 |     | GT421  | 1603     | 54  |
| BSD  | 2023 |     | GT421  | 1604     | 55  |
| BSD  | 2023 |     | GT421  | 1606     | 56  |

|      |            |      |    |
|------|------------|------|----|
| BSD  | 2023 GT421 | 1607 | 57 |
| BSD  | 2023 GT421 |      |    |
| BSD  | 2023 GT421 | 1700 | 58 |
| BSD  | 2023 GT421 | 1701 | 59 |
| BSD  | 2023 GT421 | 1702 | 60 |
| BSD  | 2023 GT421 | 1703 | 61 |
| BSD  | 2023 GT421 | 1704 | 62 |
| BSD  | 2023 GT421 | 1705 | 63 |
| BSD  | 2023 GT421 | 1706 | 64 |
| BSD  | 2023 GT421 | 1707 | 65 |
| BSD  | 2023 GT421 | 1708 | 66 |
| BSD  | 2023 GT421 | 1709 | 67 |
| BSD  | 2023 GT421 | 1710 | 68 |
| BSD  | 2023 GT421 | 1711 | 69 |
| BSD  | 2023 GT421 | 1712 | 70 |
| BSD  | 2023 GT421 | 1713 | 71 |
| BSD  | 2023 GT421 | 1714 | 72 |
| BSD  | 2023 GT421 | 1715 | 73 |
| BSD  | 2023 GT421 | 1716 | 74 |
| BSD  | 2023 GT421 | 1717 | 75 |
| SA11 | 2023 GT421 | 1000 | T  |
| SA11 | 2023 GT421 | 1001 | T  |
| SA11 | 2023 GT421 | 1002 | T  |
| SA11 | 2023 GT421 | 1003 | T  |
| SA11 | 2023 GT421 | 1004 | T  |
| SA11 | 2023 GT421 | 1005 | T  |
| SA11 | 2023 GT421 | 1006 | V  |
| SA11 | 2023 GT421 | 1007 | V  |
| SA11 | 2023 GT421 | 1008 | V  |
| SA11 | 2023 GT421 | 1009 | V  |
| SA11 | 2023 GT421 | 1010 | V  |
| SA11 | 2023 GT421 | 1011 | T  |
| SA11 | 2023 GT421 | 1012 | V  |
| SA11 | 2023 GT421 | 1020 | V  |
| SA11 | 2023 GT421 | 1021 | V  |
| SA11 | 2023 GT421 | 1022 | V  |
| SA11 | 2023 GT421 | 1023 | V  |
| SA11 | 2023 GT421 | 1024 | V  |
| SA11 | 2023 GT421 | 1025 | V  |
| SA11 | 2023 GT421 | 1026 | V  |
| SA11 | 2023 GT421 | 1028 | V  |
| SA11 | 2023 GT421 | 1029 | V  |
| SA11 | 2023 GT421 | 1030 | V  |
| SA11 | 2023 GT421 | 1031 | V  |
| SA11 | 2023 GT421 | 1032 | V  |
| SA11 | 2023 GT421 | 1100 | T  |
| SA11 | 2023 GT421 | 1101 | V  |
| SA11 | 2023 GT421 | 1102 | V  |
| SA11 | 2023 GT421 | 1103 | V  |
| SA11 | 2023 GT421 | 1104 | V  |
| SA11 | 2023 GT421 | 1105 | V  |
| SA11 | 2023 GT421 | 1106 | V  |
| SA11 | 2023 GT421 | 1107 | V  |
| SA11 | 2023 GT421 | 1108 | V  |
| SA11 | 2023 GT421 | 1109 | V  |
| SA11 | 2023 GT421 | 1110 | V  |
| SA11 | 2023 GT421 | 1111 | V  |

|      |            |      |   |
|------|------------|------|---|
| SA11 | 2023 GT421 |      |   |
| SA11 | 2023 GT421 | 1200 | T |
| SA11 | 2023 GT421 | 1202 | T |
| SA11 | 2023 GT421 | 1203 | T |
| SA11 | 2023 GT421 | 1204 | T |
| SA11 | 2023 GT421 | 1205 | T |
| SA11 | 2023 GT421 | 1206 | V |
| SA11 | 2023 GT421 | 1207 | T |
| SA11 | 2023 GT421 | 1208 | V |
| SA11 | 2023 GT421 | 1209 | P |
| SA11 | 2023 GT421 |      |   |
| SA11 | 2023 GT421 | 1300 | T |
| SA11 | 2023 GT421 | 1301 | V |
| SA11 | 2023 GT421 | 1302 | V |
| SA11 | 2023 GT421 | 1303 | P |
| SA11 | 2023 GT421 | 1304 | V |
| SA11 | 2023 GT421 | 1305 | V |
| SA11 | 2023 GT421 | 1306 | V |
| SA11 | 2023 GT421 | 1307 | V |
| SA11 | 2023 GT421 | 1308 | V |
| SA11 | 2023 GT421 | 1309 | V |
| SA11 | 2023 GT421 | 1310 | V |
| SA12 | 2023 GT421 | 1000 | T |
| SA12 | 2023 GT421 | 1020 | V |
| SA12 | 2023 GT421 | 1021 | V |
| SA12 | 2023 GT421 | 1022 | V |
| SA12 | 2023 GT421 | 1023 | V |
| SA12 | 2023 GT421 | 1030 | V |
| SA12 | 2023 GT421 | 1024 | V |
| SA12 | 2023 GT421 | 1025 | V |
| SA12 | 2023 GT421 | 1026 | V |
| SA12 | 2023 GT421 | 1027 | V |
| SA12 | 2023 GT421 | 1028 | V |
| SA12 | 2023 GT421 | 1029 | V |
| SA12 | 2023 GT421 | 1040 | V |
| SA12 | 2023 GT421 | 1041 | T |
| SA12 | 2023 GT421 | 1042 | T |
| SA12 | 2023 GT421 | 1043 | T |
| SA12 | 2023 GT421 | 1044 | T |
| SA12 | 2023 GT421 | 1206 | V |
| SA12 | 2023 GT421 | 1046 | T |
| SA12 | 2023 GT421 | 1047 | T |
| SA12 | 2023 GT421 | 1048 | T |
| SA12 | 2023 GT421 | 1100 | T |
| SA12 | 2023 GT421 | 1101 | V |
| SA12 | 2023 GT421 | 1102 | V |
| SA12 | 2023 GT421 | 1103 | V |
| SA12 | 2023 GT421 | 1104 | V |
| SA12 | 2023 GT421 | 1105 | V |
| SA12 | 2023 GT421 | 1106 | V |
| SA12 | 2023 GT421 | 1107 | V |
| SA12 | 2023 GT421 | 1108 | V |
| SA12 | 2023 GT421 | 1109 | V |
| SA12 | 2023 GT421 | 1110 | V |
| SA12 | 2023 GT421 | 1111 | V |
| SA12 | 2023 GT421 | 1200 | T |
| SA12 | 2023 GT421 | 1201 | V |

|      |            |      |   |
|------|------------|------|---|
| SA12 | 2023 GT421 | 1301 | V |
| SA12 | 2023 GT421 | 1302 | V |
| SA12 | 2023 GT421 | 1303 | P |
| SA12 | 2023 GT421 | 1304 | V |
| SA12 | 2023 GT421 | 1305 | V |
| SA12 | 2023 GT421 | 1306 | V |
| SA12 | 2023 GT421 | 1307 | V |
| SA12 | 2023 GT421 | 1308 | V |
| SA12 | 2023 GT421 | 1309 | V |
| SA12 | 2023 GT421 | 1310 | V |
| SA12 | 2023 GT421 |      |   |
| SA12 | 2023 GT421 |      |   |
| SA12 | 2023 GT421 |      |   |
| SA12 | 2023 GT421 | 1000 | T |
| SA12 | 2023 GT421 | 1020 | V |
| SA12 | 2023 GT421 | 1021 | V |
| SA12 | 2023 GT421 | 1022 | V |
| SA12 | 2023 GT421 | 1023 | V |
| SA12 | 2023 GT421 | 1030 | V |
| SA12 | 2023 GT421 | 1024 | V |
| SA12 | 2023 GT421 | 1025 | V |
| SA12 | 2023 GT421 | 1026 | V |
| SA12 | 2023 GT421 | 1027 | V |
| SA12 | 2023 GT421 | 1028 | V |
| SA12 | 2023 GT421 | 1029 | V |
| SA12 | 2023 GT421 | 1040 | V |
| SA12 | 2023 GT421 | 1041 | T |
| SA12 | 2023 GT421 | 1042 | T |
| SA12 | 2023 GT421 | 1043 | T |
| SA12 | 2023 GT421 | 1044 | T |
| SA12 | 2023 GT421 | 1206 | V |
| SA12 | 2023 GT421 | 1046 | T |
| SA12 | 2023 GT421 | 1047 | T |
| SA12 | 2023 GT421 | 1048 | T |
| SA12 | 2023 GT421 | 1100 | T |
| SA12 | 2023 GT421 | 1101 | V |
| SA12 | 2023 GT421 | 1102 | V |
| SA12 | 2023 GT421 | 1103 | V |
| SA12 | 2023 GT421 | 1104 | V |
| SA12 | 2023 GT421 | 1105 | V |
| SA12 | 2023 GT421 | 1106 | V |
| SA12 | 2023 GT421 | 1107 | V |
| SA12 | 2023 GT421 | 1108 | V |
| SA12 | 2023 GT421 | 1109 | V |
| SA12 | 2023 GT421 | 1110 | V |
| SA12 | 2023 GT421 | 1111 | V |
| SA12 | 2023 GT421 | 1200 | T |
| SA12 | 2023 GT421 | 1201 | V |
| SA12 | 2023 GT421 | 1301 | V |
| SA12 | 2023 GT421 | 1302 | V |
| SA12 | 2023 GT421 | 1303 | P |
| SA12 | 2023 GT421 | 1304 | V |
| SA12 | 2023 GT421 | 1305 | V |
| SA12 | 2023 GT421 | 1306 | V |
| SA12 | 2023 GT421 | 1307 | V |
| SA12 | 2023 GT421 | 1308 | V |

|      |            |      |   |    |
|------|------------|------|---|----|
| SA12 | 2023 GT421 | 1309 | V |    |
| SA12 | 2023 GT421 | 1310 | V |    |
| SA13 | 2023 GT421 | 1000 |   | 1  |
| SA13 | 2023 GT421 | 1001 |   | 2  |
| SA13 | 2023 GT421 | 1002 |   | 3  |
| SA13 | 2023 GT421 | 1003 |   | 4  |
| SA13 | 2023 GT421 | 1004 |   | 5  |
| SA13 | 2023 GT421 | 1005 |   | 6  |
| SA13 | 2023 GT421 | 1006 |   | 7  |
| SA13 | 2023 GT421 | 1007 |   | 8  |
| SA13 | 2023 GT421 | 1008 |   | 9  |
| SA13 | 2023 GT421 | 1009 |   | 10 |
| SA13 | 2023 GT421 | 1010 |   | 11 |
| SA13 | 2023 GT421 | 1011 |   | 12 |
| SA13 | 2023 GT421 | 1012 |   | 13 |
| SA13 | 2023 GT421 | 1013 |   | 14 |
| SA13 | 2023 GT421 | 1014 |   | 15 |
| SA13 | 2023 GT421 | 1015 |   | 16 |
| SA13 | 2023 GT421 | 1016 |   | 17 |
| SA13 | 2023 GT421 | 1017 |   | 18 |
| SA13 | 2023 GT421 | 1018 |   | 19 |
| SA13 | 2023 GT421 | 1019 |   | 20 |
| SA13 | 2023 GT421 | 1020 |   | 21 |
| SA13 | 2023 GT421 | 1021 |   | 22 |
| SA13 | 2023 GT421 |      |   |    |
| SA13 | 2023 GT421 | 1030 |   | 23 |
| SA13 | 2023 GT421 | 1031 |   | 24 |
| SA13 | 2023 GT421 | 1032 |   | 25 |
| SA13 | 2023 GT421 | 1033 |   | 26 |
| SA13 | 2023 GT421 | 1034 |   | 27 |
| SA13 | 2023 GT421 | 1035 |   | 28 |
| SA13 | 2023 GT421 | 1036 |   | 29 |
| SA13 | 2023 GT421 | 1037 |   | 30 |
| SA13 | 2023 GT421 | 1038 |   | 31 |
| SA13 | 2023 GT421 |      |   |    |
| SA13 | 2023 GT421 | 1100 |   | 32 |
| SA13 | 2023 GT421 | 1101 |   | 33 |
| SA13 | 2023 GT421 | 1102 |   | 34 |
| SA13 | 2023 GT421 | 1103 |   | 35 |
| SA13 | 2023 GT421 | 1104 |   | 36 |
| SA13 | 2023 GT421 | 1105 |   | 37 |
| SA13 | 2023 GT421 | 1106 |   | 38 |
| SA13 | 2023 GT421 | 1107 |   | 39 |
| SA13 | 2023 GT421 | 1108 |   | 40 |
| SA13 | 2023 GT421 | 1109 |   | 41 |
| SA13 | 2023 GT421 | 1110 |   | 42 |
| SA13 | 2023 GT421 |      |   |    |
| SA13 | 2023 GT421 | 1200 |   | 43 |
| SA13 | 2023 GT421 | 1201 |   | 44 |
| SA13 | 2023 GT421 | 1202 |   | 45 |
| SA13 | 2023 GT421 | 1203 |   | 46 |
| SA13 | 2023 GT421 | 1204 |   | 47 |
| SA13 | 2023 GT421 | 1205 |   | 48 |
| SA13 | 2023 GT421 | 1206 |   | 49 |
| SA13 | 2023 GT421 | 1207 |   | 50 |
| SA13 | 2023 GT421 | 1208 |   | 51 |
| SA13 | 2023 GT421 | 1209 |   | 52 |

|      |            |      |    |
|------|------------|------|----|
| SA13 | 2023 GT421 |      |    |
| SA13 | 2023 GT421 | 1300 | 53 |
| SA13 | 2023 GT421 | 1301 | 54 |
| SA13 | 2023 GT421 | 1302 | 55 |
| SA13 | 2023 GT421 | 1303 | 56 |
| SA13 | 2023 GT421 | 1304 | 57 |
| SA13 | 2023 GT421 | 1305 | 58 |
| SA13 | 2023 GT421 | 1306 | 59 |
| SA13 | 2023 GT421 | 1307 | 60 |
| SA13 | 2023 GT421 | 1308 | 61 |
| SA13 | 2023 GT421 | 1309 | 62 |
| SA13 | 2023 GT421 | 1310 | 63 |
| SA13 | 2023 GT421 | 1311 | 64 |
| SA13 | 2023 GT421 | 1312 | 65 |
| SA13 | 2023 GT421 | 1313 | 66 |
| SA13 | 2023 GT421 | 1314 | 67 |
| SA13 | 2023 GT421 | 1315 | 68 |
| SA13 | 2023 GT421 | 1316 | 69 |
| SA13 | 2023 GT421 | 1317 | 70 |
| SA13 | 2023 GT421 | 1318 | 71 |
| SA13 | 2023 GT421 | 1319 | 72 |
| SA13 | 2023 GT421 |      |    |
| SA13 | 2023 GT421 | 1400 | 73 |
| SA13 | 2023 GT421 | 1401 | 74 |
| SA13 | 2023 GT421 | 1402 | 75 |
| SA13 | 2023 GT421 | 1403 | 76 |
| SA13 | 2023 GT421 | 1404 | 77 |
| SA13 | 2023 GT421 | 1405 | 78 |
| SA14 | 2023 GT421 | 1000 | 1  |
| SA14 | 2023 GT421 | 1001 | 2  |
| SA14 | 2023 GT421 | 1002 | 3  |
| SA14 | 2023 GT421 | 1003 | 4  |
| SA14 | 2023 GT421 | 1004 | 5  |
| SA14 | 2023 GT421 | 1005 | 6  |
| SA14 | 2023 GT421 | 1006 | 7  |
| SA14 | 2023 GT421 | 1007 | 8  |
| SA14 | 2023 GT421 | 1008 | 9  |
| SA14 | 2023 GT421 | 1009 | 10 |
| SA14 | 2023 GT421 | 1090 | 11 |
| SA14 | 2023 GT421 | 1091 | 12 |
| SA14 | 2023 GT421 | 1095 | 13 |
| SA14 | 2023 GT421 | 1096 | 14 |
| SA14 | 2023 GT421 |      |    |
| SA14 | 2023 GT421 | 1100 | 15 |
| SA14 | 2023 GT421 | 1101 | 16 |
| SA14 | 2023 GT421 | 1102 | 17 |
| SA14 | 2023 GT421 | 1103 | 18 |
| SA14 | 2023 GT421 | 1110 | 19 |
| SA14 | 2023 GT421 | 1107 | 20 |
| SA14 | 2023 GT421 | 1104 | 21 |
| SA14 | 2023 GT421 | 1105 | 22 |
| SA14 | 2023 GT421 | 1106 | 23 |
| SA14 | 2023 GT421 | 1108 | 24 |
| SA14 | 2023 GT421 | 1190 | 25 |
| SA14 | 2023 GT421 | 1191 | 26 |
| SA14 | 2023 GT421 | 1195 | 27 |
| SA14 | 2023 GT421 | 1196 | 28 |

|      |            |      |    |
|------|------------|------|----|
| SA14 | 2023 GT421 |      |    |
| SA14 | 2023 GT421 | 1200 | 29 |
| SA14 | 2023 GT421 | 1201 | 30 |
| SA14 | 2023 GT421 | 1202 | 31 |
| SA14 | 2023 GT421 | 1203 | 32 |
| SA14 | 2023 GT421 | 1207 | 33 |
| SA14 | 2023 GT421 | 1208 | 34 |
| SA14 | 2023 GT421 | 1204 | 35 |
| SA14 | 2023 GT421 | 1205 | 36 |
| SA14 | 2023 GT421 | 1206 | 37 |
| SA14 | 2023 GT421 | 1209 | 38 |
| SA14 | 2023 GT421 | 1290 | 39 |
| SA14 | 2023 GT421 | 1291 | 40 |
| SA14 | 2023 GT421 | 1295 | 41 |
| SA14 | 2023 GT421 | 1296 | 42 |
| SA22 | 2023 GT421 | 1000 | 1  |
| SA22 | 2023 GT421 | 1001 | 2  |
| SA22 | 2023 GT421 | 1002 | 3  |
| SA22 | 2023 GT421 | 1003 | 4  |
| SA22 | 2023 GT421 | 1004 | 5  |
| SA22 | 2023 GT421 | 1005 | 6  |
| SA22 | 2023 GT421 | 1006 | 7  |
| SA22 | 2023 GT421 | 1007 | 8  |
| SA22 | 2023 GT421 | 1090 | 9  |
| SA22 | 2023 GT421 | 1091 | 10 |
| SA22 | 2023 GT421 |      |    |
| SA22 | 2023 GT421 | 1100 | 11 |
| SA22 | 2023 GT421 | 1101 | 12 |
| SA22 | 2023 GT421 | 1102 | 13 |
| SA22 | 2023 GT421 | 1103 | 14 |
| SA22 | 2023 GT421 | 1110 | 15 |
| SA22 | 2023 GT421 | 1107 | 16 |
| SA22 | 2023 GT421 | 1104 | 17 |
| SA22 | 2023 GT421 | 1105 | 18 |
| SA22 | 2023 GT421 | 1106 | 19 |
| SA22 | 2023 GT421 | 1108 | 20 |
| SA22 | 2023 GT421 | 1111 | 21 |
| SA22 | 2023 GT421 | 1112 | 22 |
| SA22 | 2023 GT421 | 1113 | 23 |
| SA22 | 2023 GT421 | 1190 | 24 |
| SA22 | 2023 GT421 | 1191 | 25 |
| SA22 | 2023 GT421 |      |    |
| SA22 | 2023 GT421 | 1200 | 26 |
| SA22 | 2023 GT421 | 1201 | 27 |
| SA22 | 2023 GT421 | 1202 | 28 |
| SA22 | 2023 GT421 | 1203 | 29 |
| SA22 | 2023 GT421 | 1207 | 30 |
| SA22 | 2023 GT421 | 1208 | 31 |
| SA22 | 2023 GT421 | 1204 | 32 |
| SA22 | 2023 GT421 | 1205 | 33 |
| SA22 | 2023 GT421 | 1206 | 34 |
| SA22 | 2023 GT421 | 1209 | 35 |
| SA22 | 2023 GT421 | 1211 | 36 |
| SA22 | 2023 GT421 | 1212 | 37 |
| SA22 | 2023 GT421 | 1213 | 38 |
| SA22 | 2023 GT421 | 1290 | 39 |
| SA22 | 2023 GT421 | 1291 | 40 |



|      |            |      |    |
|------|------------|------|----|
| SA22 | 2023 GT421 |      |    |
| SA22 | 2023 GT421 | 1295 | 41 |
| SA22 | 2023 GT421 | 1297 | 42 |
| SA22 | 2023 GT421 |      |    |
| SA22 | 2023 GT421 | 2000 | 43 |
| SA22 | 2023 GT421 | 2001 | 44 |
| SA22 | 2023 GT421 | 2002 | 45 |
| SA22 | 2023 GT421 | 2003 | 46 |
| SA22 | 2023 GT421 | 2010 | 47 |
| SA22 | 2023 GT421 | 2011 | 48 |
| SA22 | 2023 GT421 | 2004 | 49 |
| SA22 | 2023 GT421 | 2005 | 50 |
| SA22 | 2023 GT421 | 2006 | 51 |
| SA22 | 2023 GT421 | 2008 | 52 |
| SA22 | 2023 GT421 | 2007 | 53 |
| SA22 | 2023 GT421 | 2012 | 54 |
| SA22 | 2023 GT421 | 2013 | 55 |
| SA22 | 2023 GT421 | 2014 | 56 |
| SA22 | 2023 GT421 | 2090 | 57 |
| SA22 | 2023 GT421 | 2091 | 58 |
| SA22 | 2023 GT421 |      |    |
| SA22 | 2023 GT421 | 2100 | 59 |
| SA22 | 2023 GT421 | 2101 | 60 |
| SA22 | 2023 GT421 | 2102 | 61 |
| SA22 | 2023 GT421 | 2103 | 62 |
| SA22 | 2023 GT421 | 2110 | 63 |
| SA22 | 2023 GT421 | 2107 | 64 |
| SA22 | 2023 GT421 | 2104 | 65 |
| SA22 | 2023 GT421 | 2105 | 66 |
| SA22 | 2023 GT421 | 2106 | 67 |
| SA22 | 2023 GT421 | 2108 | 68 |
| SA22 | 2023 GT421 | 2111 | 69 |
| SA22 | 2023 GT421 | 2112 | 70 |
| SA22 | 2023 GT421 | 2113 | 71 |
| SA22 | 2023 GT421 | 2190 | 72 |
| SA22 | 2023 GT421 | 2191 | 73 |
| SA22 | 2023 GT421 |      |    |
| SA22 | 2023 GT421 | 2200 | 74 |
| SA22 | 2023 GT421 | 2201 | 75 |
| SA22 | 2023 GT421 | 2202 | 76 |
| SA22 | 2023 GT421 | 2203 | 77 |
| SA22 | 2023 GT421 | 2207 | 78 |
| SA22 | 2023 GT421 | 2208 | 79 |
| SA22 | 2023 GT421 | 2204 | 80 |
| SA22 | 2023 GT421 | 2205 | 81 |
| SA22 | 2023 GT421 | 2206 | 82 |
| SA22 | 2023 GT421 | 2209 | 83 |
| SA22 | 2023 GT421 | 2211 | 84 |
| SA22 | 2023 GT421 | 2212 | 85 |
| SA22 | 2023 GT421 | 2213 | 86 |
| SA22 | 2023 GT421 | 2290 | 87 |
| SA22 | 2023 GT421 | 2291 | 89 |
| SA22 | 2023 GT421 |      |    |
| SA22 | 2023 GT421 | 2295 | 90 |
| SA22 | 2023 GT421 |      |    |
| SA22 | 2023 GT421 | 2296 | 91 |
| SA22 | 2023 GT421 | 2297 | 92 |





|       |      |       |      |    |
|-------|------|-------|------|----|
| SA24  | 2023 | GT421 | 1111 | 15 |
| SA24  | 2023 | GT421 | 1112 | 16 |
| SA24  | 2023 | GT421 | 1113 | 17 |
| SA24  | 2023 | GT421 | 1114 | 18 |
| SA24  | 2023 | GT421 | 1115 | 19 |
| SA24  | 2023 | GT421 | 1116 | 20 |
| SA24  | 2023 | GT421 | 1117 | 21 |
| SA24  | 2023 | GT421 | 1118 | 22 |
| SA24  | 2023 | GT421 | 1119 | 23 |
| SA24  | 2023 | GT421 | 1120 | 24 |
| SA24  | 2023 | GT421 | 1121 | 25 |
| SA24  | 2023 | GT421 | 1122 | 26 |
| SA24  | 2023 | GT421 | 1123 | 27 |
| SA24  | 2023 | GT421 | 1124 | 28 |
| SA24  | 2023 | GT421 | 1125 | 29 |
| SA24  | 2023 | GT421 | 1126 | 30 |
| SA24  | 2023 | GT421 | 1127 | 31 |
| SA24  | 2023 | GT421 | 1128 | 32 |
| SA24  | 2023 | GT421 | 1190 | 33 |
| SA24  | 2023 | GT421 | 1191 | 34 |
| SA24  | 2023 | GT421 |      |    |
| SA24  | 2023 | GT421 | 1200 | 35 |
| SA24  | 2023 | GT421 | 1201 | 36 |
| SA24  | 2023 | GT421 | 1202 | 37 |
| OTHER | 2023 | GT421 | 1001 | 1  |
| OTHER | 2023 | GT421 | 1002 | 2  |
| OTHER | 2023 | GT421 | 1003 | 3  |
| OTHER | 2023 | GT421 | 1005 | 5  |
| OTHER | 2023 | GT421 | 1006 | 6  |
| OTHER | 2023 | GT421 | 1007 | 7  |
| OTHER | 2023 | GT421 | 1008 | 8  |
| OTHER | 2023 | GT421 | 2001 | 9  |
| OTHER | 2023 | GT421 | 3001 | 10 |
| OTHER | 2023 | GT421 | 4001 | 11 |
| OTHER | 2023 | GT421 | 5000 | 50 |
| OTHER | 2023 | GT421 | 5001 | 51 |
| OTHER | 2023 | GT421 | 5002 | 52 |
| OTHER | 2023 | GT421 | 5003 | 53 |
| OTHER | 2023 | GT421 | 5004 | 54 |
| OTHER | 2023 | GT421 | 5005 | 55 |
| OTHER | 2023 | GT421 | 6001 | 61 |
| OTHER | 2023 | GT421 | 6002 | 62 |
| OTHER | 2023 | GT421 |      |    |
| OTHER | 2023 | GT421 | 6003 | 63 |
| OTHER | 2023 | GT421 | 6004 | 64 |
| OTHER | 2023 | GT421 |      |    |
| OTHER | 2023 | GT421 | 7001 | 71 |
| OTHER | 2023 | GT421 | 7002 | 72 |
| SA36  | 2023 | GT421 | 1    |    |
| SA36  | 2023 | GT421 | 2    |    |
| SA36  | 2023 | GT421 | 3    |    |
| SA36  | 2023 | GT421 | 4    |    |
| SA36  | 2023 | GT421 | 5    |    |
| SA36  | 2023 | GT421 | 6    |    |
| SA36  | 2023 | GT421 | 7    |    |
| SA36  | 2023 | GT421 | 8    |    |
| SA36  | 2023 | GT421 | 9    |    |

|      |            |    |
|------|------------|----|
| SA36 | 2023 GT421 | 10 |
| SA36 | 2023 GT421 | 11 |
| SA36 | 2023 GT421 | 12 |
| SA36 | 2023 GT421 | 13 |
| SA36 | 2023 GT421 | 14 |
| SA36 | 2023 GT421 | 15 |
| SA36 | 2023 GT421 | 16 |
| SA36 | 2023 GT421 | 17 |
| SA36 | 2023 GT421 | 18 |
| SA36 | 2023 GT421 | 19 |
| SA36 | 2023 GT421 | 20 |
| SA36 | 2023 GT421 | 21 |
| SA36 | 2023 GT421 | 22 |
| SA36 | 2023 GT421 | 23 |
| SA36 | 2023 GT421 | 24 |
| SA36 | 2023 GT421 | 25 |
| SA36 | 2023 GT421 | 26 |
| SA36 | 2023 GT421 | 27 |
| SA36 | 2023 GT421 | 28 |
| SA36 | 2023 GT421 | 29 |
| SA36 | 2023 GT421 | 30 |
| SA36 | 2023 GT421 | 31 |
| SA36 | 2023 GT421 | 32 |
| SA36 | 2023 GT421 | 33 |
| SA36 | 2023 GT421 | 34 |
| SA36 | 2023 GT421 | 35 |
| SA36 | 2023 GT421 | 36 |
| SA36 | 2023 GT421 | 37 |
| SA36 | 2023 GT421 | 38 |
| SA36 | 2023 GT421 | 39 |
| SA36 | 2023 GT421 | 40 |
| SA36 | 2023 GT421 | 41 |
| SA36 | 2023 GT421 | 42 |
| SA36 | 2023 GT421 | 43 |
| SA36 | 2023 GT421 | 44 |
| SA36 | 2023 GT421 | 45 |
| SA36 | 2023 GT421 | 46 |
| SA36 | 2023 GT421 | 47 |
| SA36 | 2023 GT421 | 48 |
| SA36 | 2023 GT421 | 49 |
| SA36 | 2023 GT421 | 50 |
| SA36 | 2023 GT421 | 51 |
| SA36 | 2023 GT421 | 52 |
| SA36 | 2023 GT421 | 53 |
| SA36 | 2023 GT421 | 54 |
| SA36 | 2023 GT421 | 55 |
| SA36 | 2023 GT421 | 56 |
| SA36 | 2023 GT421 | 57 |
| SA36 | 2023 GT421 | 58 |
| SA36 | 2023 GT421 | 59 |
| SA36 | 2023 GT421 | 60 |
| SA36 | 2023 GT421 | 61 |
| SA36 | 2023 GT421 | 62 |
| SA36 | 2023 GT421 | 63 |
| SA36 | 2023 GT421 | 64 |
| SA36 | 2023 GT421 | 65 |
| SA36 | 2023 GT421 | 66 |

|      |            |     |
|------|------------|-----|
| SA36 | 2023 GT421 | 67  |
| SA36 | 2023 GT421 | 68  |
| SA36 | 2023 GT421 | 69  |
| SA36 | 2023 GT421 | 70  |
| SA36 | 2023 GT421 | 71  |
| SA36 | 2023 GT421 | 72  |
| SA36 | 2023 GT421 | 73  |
| SA36 | 2023 GT421 | 74  |
| SA36 | 2023 GT421 | 75  |
| SA36 | 2023 GT421 | 76  |
| SA36 | 2023 GT421 | 77  |
| SA36 | 2023 GT421 | 78  |
| SA36 | 2023 GT421 | 79  |
| SA36 | 2023 GT421 | 80  |
| SA36 | 2023 GT421 | 81  |
| SA36 | 2023 GT421 | 82  |
| SA36 | 2023 GT421 | 83  |
| SA36 | 2023 GT421 | 84  |
| SA36 | 2023 GT421 | 85  |
| SA36 | 2023 GT421 | 86  |
| SA36 | 2023 GT421 | 87  |
| SA36 | 2023 GT421 | 88  |
| SA36 | 2023 GT421 | 89  |
| SA36 | 2023 GT421 | 90  |
| SA36 | 2023 GT421 | 91  |
| SA36 | 2023 GT421 | 92  |
| SA36 | 2023 GT421 | 93  |
| SA36 | 2023 GT421 | 94  |
| SA36 | 2023 GT421 | 95  |
| SA36 | 2023 GT421 | 96  |
| SA36 | 2023 GT421 | 97  |
| SA36 | 2023 GT421 | 98  |
| SA36 | 2023 GT421 | 99  |
| SA36 | 2023 GT421 | 100 |
| SA36 | 2023 GT421 | 101 |
| SA36 | 2023 GT421 | 102 |
| SA36 | 2023 GT421 | 103 |
| SA36 | 2023 GT421 | 104 |
| SA36 | 2023 GT421 | 105 |
| SA36 | 2023 GT421 | 106 |
| SA36 | 2023 GT421 | 107 |
| SA36 | 2023 GT421 | 108 |
| SA36 | 2023 GT421 | 109 |
| SA36 | 2023 GT421 | 110 |
| SA36 | 2023 GT421 | 111 |
| SA36 | 2023 GT421 | 112 |
| SA36 | 2023 GT421 | 113 |
| SA36 | 2023 GT421 | 114 |
| SA36 | 2023 GT421 | 115 |
| SA36 | 2023 GT421 | 116 |
| SA36 | 2023 GT421 | 117 |
| SA36 | 2023 GT421 | 118 |
| SA36 | 2023 GT421 | 119 |
| SA36 | 2023 GT421 | 120 |
| SA36 | 2023 GT421 | 121 |
| SA36 | 2023 GT421 | 122 |
| SA36 | 2023 GT421 | 123 |

|      |            |     |
|------|------------|-----|
| SA36 | 2023 GT421 | 124 |
| SA36 | 2023 GT421 | 125 |
| SA36 | 2023 GT421 | 126 |
| SA36 | 2023 GT421 | 127 |
| SA36 | 2023 GT421 | 128 |
| SA36 | 2023 GT421 | 129 |
| SA36 | 2023 GT421 | 130 |
| SA36 | 2023 GT421 | 131 |
| SA36 | 2023 GT421 | 132 |
| SA36 | 2023 GT421 | 133 |
| SA36 | 2023 GT421 | 134 |
| SA36 | 2023 GT421 | 135 |
| SA36 | 2023 GT421 | 136 |
| SA36 | 2023 GT421 | 137 |
| SA36 | 2023 GT421 | 138 |
| SA36 | 2023 GT421 | 139 |
| SA36 | 2023 GT421 | 140 |
| SA36 | 2023 GT421 | 141 |
| SA36 | 2023 GT421 | 142 |
| SA36 | 2023 GT421 | 143 |
| SA36 | 2023 GT421 | 144 |
| SA36 | 2023 GT421 | 145 |
| SA36 | 2023 GT421 | 146 |
| SA36 | 2023 GT421 | 147 |
| SA36 | 2023 GT421 | 148 |
| SA36 | 2023 GT421 | 149 |
| SA36 | 2023 GT421 | 150 |
| SA36 | 2023 GT421 | 151 |
| SA36 | 2023 GT421 | 152 |
| SA36 | 2023 GT421 | 153 |
| SA36 | 2023 GT421 | 154 |
| SA36 | 2023 GT421 | 155 |
| SA36 | 2023 GT421 | 156 |
| SA36 | 2023 GT421 | 157 |
| SA36 | 2023 GT421 | 158 |
| SA36 | 2023 GT421 | 159 |
| SA36 | 2023 GT421 | 160 |
| SA36 | 2023 GT421 | 161 |
| SA36 | 2023 GT421 | 162 |
| SA36 | 2023 GT421 | 163 |
| SA36 | 2023 GT421 | 164 |
| SA36 | 2023 GT421 | 165 |
| SA36 | 2023 GT421 | 166 |
| SA36 | 2023 GT421 | 167 |
| SA36 | 2023 GT421 | 168 |
| SA36 | 2023 GT421 | 169 |
| SA36 | 2023 GT421 | 170 |
| SA36 | 2023 GT421 | 171 |
| SA36 | 2023 GT421 | 172 |
| SA36 | 2023 GT421 | 173 |
| SA36 | 2023 GT421 | 174 |
| SA36 | 2023 GT421 | 175 |
| SA36 | 2023 GT421 | 176 |
| SA36 | 2023 GT421 | 177 |
| SA36 | 2023 GT421 | 178 |
| SA36 | 2023 GT421 | 179 |
| SA36 | 2023 GT421 | 180 |

|      |            |     |
|------|------------|-----|
| SA36 | 2023 GT421 | 181 |
| SA36 | 2023 GT421 | 182 |
| SA36 | 2023 GT421 | 183 |
| SA36 | 2023 GT421 | 184 |
| SA36 | 2023 GT421 | 185 |
| SA36 | 2023 GT421 | 186 |
| SA36 | 2023 GT421 | 187 |
| SA36 | 2023 GT421 | 188 |
| SA36 | 2023 GT421 | 189 |
| SA36 | 2023 GT421 | 190 |
| SA36 | 2023 GT421 | 191 |
| SA36 | 2023 GT421 | 192 |
| SA36 | 2023 GT421 | 193 |
| SA36 | 2023 GT421 | 194 |
| SA36 | 2023 GT421 | 195 |
| SA36 | 2023 GT421 | 196 |
| SA36 | 2023 GT421 | 197 |
| SA36 | 2023 GT421 | 198 |
| SA36 | 2023 GT421 | 199 |
| SA36 | 2023 GT421 | 200 |
| SA36 | 2023 GT421 | 201 |
| SA36 | 2023 GT421 | 202 |
| SA36 | 2023 GT421 | 203 |
| SA36 | 2023 GT421 | 204 |
| SA36 | 2023 GT421 | 205 |
| SA36 | 2023 GT421 | 206 |
| SA36 | 2023 GT421 | 207 |
| SA36 | 2023 GT421 | 208 |
| SA36 | 2023 GT421 | 209 |
| SA36 | 2023 GT421 | 210 |
| SA36 | 2023 GT421 | 211 |
| SA36 | 2023 GT421 | 212 |
| SA36 | 2023 GT421 | 213 |
| SA36 | 2023 GT421 | 214 |
| SA36 | 2023 GT421 | 215 |
| SA36 | 2023 GT421 | 216 |
| SA36 | 2023 GT421 | 217 |
| SA36 | 2023 GT421 | 218 |
| SA36 | 2023 GT421 | 219 |
| SA36 | 2023 GT421 | 220 |
| SA36 | 2023 GT421 | 221 |
| SA36 | 2023 GT421 | 222 |
| SA36 | 2023 GT421 | 223 |
| SA36 | 2023 GT421 | 224 |
| SA36 | 2023 GT421 | 225 |
| SA36 | 2023 GT421 | 226 |
| SA36 | 2023 GT421 | 227 |
| SA36 | 2023 GT421 | 228 |
| SA36 | 2023 GT421 | 229 |
| SA36 | 2023 GT421 | 230 |
| SA36 | 2023 GT421 | 231 |
| SA36 | 2023 GT421 | 232 |
| SA36 | 2023 GT421 | 233 |
| SA36 | 2023 GT421 | 234 |
| SA36 | 2023 GT421 | 235 |
| SA36 | 2023 GT421 | 236 |
| SA36 | 2023 GT421 | 237 |



|      |            |     |
|------|------------|-----|
| SA36 | 2023 GT421 | 238 |
| SA36 | 2023 GT421 | 239 |
| SA36 | 2023 GT421 | 240 |
| SA36 | 2023 GT421 | 241 |
| SA36 | 2023 GT421 | 242 |
| SA36 | 2023 GT421 | 243 |
| SA36 | 2023 GT421 | 244 |
| SA36 | 2023 GT421 | 245 |
| SA36 | 2023 GT421 | 246 |
| SA36 | 2023 GT421 | 247 |
| SA36 | 2023 GT421 | 248 |
| SA36 | 2023 GT421 | 249 |
| SA36 | 2023 GT421 | 250 |
| SA36 | 2023 GT421 | 251 |
| SA36 | 2023 GT421 | 252 |
| SA36 | 2023 GT421 | 253 |
| SA36 | 2023 GT421 | 254 |
| SA36 | 2023 GT421 | 255 |
| SA36 | 2023 GT421 | 256 |
| SA36 | 2023 GT421 | 257 |
| SA36 | 2023 GT421 | 258 |
| SA36 | 2023 GT421 | 259 |
| SA36 | 2023 GT421 | 260 |
| SA36 | 2023 GT421 | 261 |
| SA36 | 2023 GT421 | 262 |
| SA36 | 2023 GT421 | 263 |
| SA36 | 2023 GT421 | 264 |
| SA36 | 2023 GT421 | 265 |
| SA36 | 2023 GT421 | 266 |
| SA36 | 2023 GT421 | 267 |
| SA36 | 2023 GT421 | 268 |
| SA36 | 2023 GT421 | 269 |
| SA36 | 2023 GT421 | 270 |
| SA36 | 2023 GT421 | 271 |
| SA36 | 2023 GT421 | 272 |
| SA36 | 2023 GT421 | 273 |
| SA36 | 2023 GT421 | 274 |
| SA36 | 2023 GT421 | 275 |
| SA36 | 2023 GT421 | 276 |
| SA36 | 2023 GT421 | 277 |
| SA36 | 2023 GT421 | 278 |
| SA36 | 2023 GT421 | 279 |
| SA36 | 2023 GT421 | 280 |
| SA36 | 2023 GT421 | 281 |
| SA36 | 2023 GT421 | 282 |
| SA36 | 2023 GT421 | 283 |
| SA36 | 2023 GT421 | 284 |
| SA36 | 2023 GT421 | 285 |
| SA36 | 2023 GT421 | 286 |
| SA36 | 2023 GT421 | 287 |
| SA36 | 2023 GT421 | 288 |
| SA36 | 2023 GT421 | 289 |
| SA36 | 2023 GT421 | 290 |
| SA36 | 2023 GT421 | 291 |
| SA36 | 2023 GT421 | 292 |
| SA36 | 2023 GT421 | 293 |
| SA36 | 2023 GT421 | 294 |

|      |            |     |
|------|------------|-----|
| SA36 | 2023 GT421 | 295 |
| SA36 | 2023 GT421 | 296 |
| SA36 | 2023 GT421 | 297 |
| SA36 | 2023 GT421 | 298 |
| SA36 | 2023 GT421 | 299 |
| SA36 | 2023 GT421 | 300 |
| SA36 | 2023 GT421 | 301 |
| SA36 | 2023 GT421 | 302 |
| SA36 | 2023 GT421 | 303 |
| SA36 | 2023 GT421 | 304 |
| SA36 | 2023 GT421 | 305 |
| SA36 | 2023 GT421 | 306 |
| SA36 | 2023 GT421 | 307 |
| SA36 | 2023 GT421 | 308 |
| SA36 | 2023 GT421 | 309 |
| SA36 | 2023 GT421 | 310 |
| SA36 | 2023 GT421 | 311 |
| SA36 | 2023 GT421 | 312 |
| SA36 | 2023 GT421 | 313 |
| SA36 | 2023 GT421 | 314 |
| SA36 | 2023 GT421 | 315 |
| SA36 | 2023 GT421 | 316 |
| SA36 | 2023 GT421 | 317 |
| SA36 | 2023 GT421 | 318 |
| SA36 | 2023 GT421 | 319 |
| SA36 | 2023 GT421 | 320 |
| SA36 | 2023 GT421 | 321 |
| SA36 | 2023 GT421 | 322 |
| SA36 | 2023 GT421 | 323 |
| SA36 | 2023 GT421 | 324 |
| SA36 | 2023 GT421 | 325 |
| SA36 | 2023 GT421 | 326 |
| SA36 | 2023 GT421 | 327 |
| SA36 | 2023 GT421 | 328 |
| SA36 | 2023 GT421 | 329 |
| SA36 | 2023 GT421 | 330 |
| SA36 | 2023 GT421 | 331 |
| SA36 | 2023 GT421 | 332 |
| SA36 | 2023 GT421 | 333 |
| SA36 | 2023 GT421 | 334 |
| SA36 | 2023 GT421 | 335 |
| SA36 | 2023 GT421 | 336 |
| SA36 | 2023 GT421 | 337 |
| SA36 | 2023 GT421 | 338 |
| SA36 | 2023 GT421 | 339 |
| SA36 | 2023 GT421 | 340 |
| SA36 | 2023 GT421 | 341 |
| SA36 | 2023 GT421 | 342 |
| SA36 | 2023 GT421 | 343 |
| SA36 | 2023 GT421 | 344 |
| SA36 | 2023 GT421 | 345 |
| SA36 | 2023 GT421 | 346 |
| SA36 | 2023 GT421 | 347 |
| SA36 | 2023 GT421 | 348 |
| SA36 | 2023 GT421 | 349 |
| SA36 | 2023 GT421 | 350 |
| SA36 | 2023 GT421 | 351 |

|      |            |     |
|------|------------|-----|
| SA36 | 2023 GT421 | 352 |
| SA36 | 2023 GT421 | 353 |
| SA36 | 2023 GT421 | 354 |
| SA36 | 2023 GT421 | 355 |
| SA36 | 2023 GT421 | 356 |
| SA36 | 2023 GT421 | 357 |
| SA36 | 2023 GT421 | 358 |
| SA36 | 2023 GT421 | 359 |
| SA36 | 2023 GT421 | 360 |
| SA36 | 2023 GT421 | 361 |
| SA36 | 2023 GT421 | 362 |
| SA36 | 2023 GT421 | 363 |
| SA36 | 2023 GT421 | 364 |
| SA36 | 2023 GT421 | 365 |
| SA36 | 2023 GT421 | 366 |
| SA36 | 2023 GT421 | 367 |
| SA36 | 2023 GT421 | 368 |
| SA36 | 2023 GT421 | 369 |
| SA36 | 2023 GT421 | 370 |
| SA36 | 2023 GT421 | 371 |
| SA36 | 2023 GT421 | 372 |
| SA36 | 2023 GT421 | 373 |
| SA36 | 2023 GT421 | 374 |
| SA36 | 2023 GT421 | 375 |
| SA36 | 2023 GT421 | 376 |
| SA36 | 2023 GT421 | 377 |
| SA36 | 2023 GT421 | 378 |
| SA36 | 2023 GT421 | 379 |
| SA36 | 2023 GT421 | 380 |
| SA36 | 2023 GT421 | 381 |
| SA36 | 2023 GT421 | 382 |
| SA36 | 2023 GT421 | 383 |
| SA36 | 2023 GT421 | 384 |
| SA36 | 2023 GT421 | 385 |
| SA36 | 2023 GT421 | 386 |
| SA36 | 2023 GT421 | 387 |
| SA36 | 2023 GT421 | 388 |
| SA36 | 2023 GT421 | 389 |
| SA36 | 2023 GT421 | 390 |
| SA36 | 2023 GT421 | 391 |
| SA36 | 2023 GT421 | 392 |
| SA36 | 2023 GT421 | 393 |
| SA36 | 2023 GT421 | 394 |
| SA36 | 2023 GT421 | 395 |
| SA36 | 2023 GT421 | 396 |
| SA36 | 2023 GT421 | 397 |
| SA36 | 2023 GT421 | 398 |
| SA36 | 2023 GT421 | 399 |
| SA36 | 2023 GT421 | 400 |
| SA36 | 2023 GT421 | 401 |
| SA36 | 2023 GT421 | 402 |
| SA36 | 2023 GT421 | 403 |
| SA36 | 2023 GT421 | 404 |
| SA36 | 2023 GT421 | 405 |
| SA36 | 2023 GT421 | 406 |
| SA36 | 2023 GT421 | 407 |
| SA36 | 2023 GT421 | 408 |

|      |            |     |
|------|------------|-----|
| SA36 | 2023 GT421 | 409 |
| SA36 | 2023 GT421 | 410 |
| SA36 | 2023 GT421 | 411 |
| SA36 | 2023 GT421 | 412 |
| SA36 | 2023 GT421 | 413 |
| SA36 | 2023 GT421 | 414 |
| SA36 | 2023 GT421 | 415 |
| SA36 | 2023 GT421 | 416 |
| SA36 | 2023 GT421 | 417 |
| SA36 | 2023 GT421 | 418 |
| SA36 | 2023 GT421 | 419 |
| SA36 | 2023 GT421 | 420 |
| SA36 | 2023 GT421 | 421 |
| SA36 | 2023 GT421 | 422 |
| SA36 | 2023 GT421 | 423 |
| SA36 | 2023 GT421 | 424 |
| SA36 | 2023 GT421 | 425 |
| SA36 | 2023 GT421 | 426 |
| SA36 | 2023 GT421 | 427 |
| SA36 | 2023 GT421 | 428 |
| SA36 | 2023 GT421 | 429 |
| SA36 | 2023 GT421 | 430 |
| SA36 | 2023 GT421 | 431 |
| SA36 | 2023 GT421 | 432 |
| SA36 | 2023 GT421 | 433 |
| SA36 | 2023 GT421 | 434 |
| SA36 | 2023 GT421 | 435 |
| SA36 | 2023 GT421 | 436 |
| SA36 | 2023 GT421 | 437 |
| SA36 | 2023 GT421 | 438 |
| SA36 | 2023 GT421 | 439 |
| SA36 | 2023 GT421 | 440 |
| SA36 | 2023 GT421 | 441 |
| SA36 | 2023 GT421 | 442 |
| SA36 | 2023 GT421 | 443 |
| SA36 | 2023 GT421 | 444 |
| SA36 | 2023 GT421 | 445 |
| SA36 | 2023 GT421 | 446 |
| SA36 | 2023 GT421 | 447 |
| SA36 | 2023 GT421 | 448 |
| SA36 | 2023 GT421 | 449 |
| SA36 | 2023 GT421 | 450 |
| SA36 | 2023 GT421 | 451 |
| SA36 | 2023 GT421 | 452 |
| SA36 | 2023 GT421 | 453 |
| SA36 | 2023 GT421 | 454 |
| SA36 | 2023 GT421 | 455 |
| SA36 | 2023 GT421 | 456 |
| SA36 | 2023 GT421 | 457 |
| SA36 | 2023 GT421 | 458 |
| SA36 | 2023 GT421 | 459 |
| SA36 | 2023 GT421 | 460 |
| SA36 | 2023 GT421 | 461 |
| SA36 | 2023 GT421 | 462 |
| SA36 | 2023 GT421 | 463 |
| SA36 | 2023 GT421 | 464 |
| SA36 | 2023 GT421 | 465 |

|      |            |     |
|------|------------|-----|
| SA36 | 2023 GT421 | 466 |
| SA36 | 2023 GT421 | 467 |
| SA36 | 2023 GT421 | 468 |
| SA36 | 2023 GT421 | 469 |
| SA36 | 2023 GT421 | 470 |
| SA36 | 2023 GT421 | 471 |
| SA36 | 2023 GT421 | 472 |
| SA36 | 2023 GT421 | 473 |
| SA36 | 2023 GT421 | 474 |
| SA36 | 2023 GT421 | 475 |
| SA36 | 2023 GT421 | 476 |
| SA36 | 2023 GT421 | 477 |
| SA36 | 2023 GT421 | 478 |
| SA36 | 2023 GT421 | 479 |
| SA36 | 2023 GT421 | 480 |
| SA36 | 2023 GT421 | 481 |
| SA36 | 2023 GT421 | 482 |
| SA36 | 2023 GT421 | 483 |
| SA36 | 2023 GT421 | 484 |
| SA36 | 2023 GT421 | 485 |
| SA36 | 2023 GT421 | 486 |
| SA36 | 2023 GT421 | 487 |
| SA36 | 2023 GT421 | 488 |
| SA36 | 2023 GT421 | 489 |
| SA36 | 2023 GT421 | 490 |
| SA36 | 2023 GT421 | 491 |
| SA36 | 2023 GT421 | 492 |
| SA36 | 2023 GT421 | 493 |
| SA36 | 2023 GT421 | 494 |
| SA36 | 2023 GT421 | 495 |
| SA36 | 2023 GT421 | 496 |
| SA36 | 2023 GT421 | 497 |
| SA36 | 2023 GT421 | 498 |
| SA36 | 2023 GT421 | 499 |
| SA36 | 2023 GT421 | 500 |
| SA36 | 2023 GT421 | 501 |
| SA36 | 2023 GT421 | 502 |
| SA36 | 2023 GT421 | 503 |
| SA36 | 2023 GT421 | 504 |
| SA36 | 2023 GT421 | 505 |
| SA36 | 2023 GT421 | 506 |
| SA36 | 2023 GT421 | 507 |
| SA36 | 2023 GT421 | 508 |
| SA36 | 2023 GT421 | 509 |
| SA36 | 2023 GT421 | 510 |
| SA36 | 2023 GT421 | 511 |
| SA36 | 2023 GT421 | 512 |
| SA36 | 2023 GT421 | 513 |
| SA36 | 2023 GT421 | 514 |
| SA36 | 2023 GT421 | 515 |
| SA36 | 2023 GT421 | 516 |
| SA36 | 2023 GT421 | 517 |
| SA36 | 2023 GT421 | 518 |
| SA36 | 2023 GT421 | 519 |
| SA36 | 2023 GT421 | 520 |
| SA36 | 2023 GT421 | 521 |
| SA36 | 2023 GT421 | 522 |

|      |            |     |
|------|------------|-----|
| SA36 | 2023 GT421 | 523 |
| SA36 | 2023 GT421 | 524 |
| SA36 | 2023 GT421 | 525 |
| SA36 | 2023 GT421 | 526 |
| SA36 | 2023 GT421 | 527 |
| SA36 | 2023 GT421 | 528 |
| SA36 | 2023 GT421 | 529 |
| SA36 | 2023 GT421 | 530 |
| SA36 | 2023 GT421 | 531 |
| SA36 | 2023 GT421 | 532 |
| SA36 | 2023 GT421 | 533 |
| SA36 | 2023 GT421 | 534 |
| SA36 | 2023 GT421 | 535 |
| SA36 | 2023 GT421 | 536 |
| SA36 | 2023 GT421 | 537 |
| SA36 | 2023 GT421 | 538 |
| SA36 | 2023 GT421 | 539 |
| SA36 | 2023 GT421 | 540 |
| SA36 | 2023 GT421 | 541 |
| SA36 | 2023 GT421 | 542 |
| SA36 | 2023 GT421 | 543 |
| SA36 | 2023 GT421 | 544 |
| SA36 | 2023 GT421 | 545 |
| SA36 | 2023 GT421 | 546 |
| SA36 | 2023 GT421 | 547 |
| SA36 | 2023 GT421 | 548 |
| SA36 | 2023 GT421 | 549 |
| SA36 | 2023 GT421 | 550 |
| SA36 | 2023 GT421 | 551 |
| SA36 | 2023 GT421 | 552 |
| SA36 | 2023 GT421 | 553 |
| SA36 | 2023 GT421 | 554 |
| SA36 | 2023 GT421 | 555 |
| SA36 | 2023 GT421 | 556 |
| SA36 | 2023 GT421 | 557 |
| SA36 | 2023 GT421 | 558 |
| SA36 | 2023 GT421 | 559 |
| SA36 | 2023 GT421 | 560 |
| SA36 | 2023 GT421 | 561 |
| SA36 | 2023 GT421 | 562 |
| SA36 | 2023 GT421 | 563 |
| SA36 | 2023 GT421 | 564 |
| SA36 | 2023 GT421 | 565 |
| SA36 | 2023 GT421 | 566 |
| SA36 | 2023 GT421 | 567 |
| SA36 | 2023 GT421 | 568 |
| SA36 | 2023 GT421 | 569 |
| SA36 | 2023 GT421 | 570 |
| SA36 | 2023 GT421 | 571 |
| SA36 | 2023 GT421 | 572 |
| SA36 | 2023 GT421 | 573 |
| SA36 | 2023 GT421 | 574 |
| SA36 | 2023 GT421 | 575 |
| SA36 | 2023 GT421 | 576 |
| SA36 | 2023 GT421 | 577 |
| SA36 | 2023 GT421 | 578 |
| SA36 | 2023 GT421 | 579 |

|      |            |     |
|------|------------|-----|
| SA36 | 2023 GT421 | 580 |
| SA36 | 2023 GT421 | 581 |
| SA36 | 2023 GT421 | 582 |
| SA36 | 2023 GT421 | 583 |
| SA36 | 2023 GT421 | 584 |
| SA36 | 2023 GT421 | 585 |
| SA36 | 2023 GT421 | 586 |
| SA36 | 2023 GT421 | 587 |
| SA36 | 2023 GT421 | 588 |
| SA36 | 2023 GT421 | 589 |
| SA36 | 2023 GT421 | 590 |
| SA36 | 2023 GT421 | 591 |
| SA36 | 2023 GT421 | 592 |
| SA36 | 2023 GT421 | 593 |
| SA36 | 2023 GT421 | 594 |
| SA36 | 2023 GT421 | 595 |
| SA36 | 2023 GT421 | 596 |
| SA36 | 2023 GT421 | 597 |
| SA36 | 2023 GT421 | 598 |
| SA36 | 2023 GT421 | 599 |
| SA36 | 2023 GT421 | 600 |
| SA36 | 2023 GT421 | 601 |
| SA36 | 2023 GT421 | 602 |
| SA36 | 2023 GT421 | 603 |
| SA36 | 2023 GT421 | 604 |
| SA36 | 2023 GT421 | 605 |
| SA36 | 2023 GT421 | 606 |
| SA36 | 2023 GT421 | 607 |
| SA36 | 2023 GT421 | 608 |
| SA36 | 2023 GT421 | 609 |
| SA36 | 2023 GT421 | 610 |
| SA36 | 2023 GT421 | 611 |
| SA36 | 2023 GT421 | 612 |
| SA36 | 2023 GT421 | 613 |
| SA36 | 2023 GT421 | 614 |
| SA36 | 2023 GT421 | 615 |
| SA36 | 2023 GT421 | 616 |
| SA36 | 2023 GT421 | 617 |
| SA36 | 2023 GT421 | 618 |
| SA36 | 2023 GT421 | 619 |
| SA36 | 2023 GT421 | 620 |
| SA36 | 2023 GT421 | 621 |
| SA36 | 2023 GT421 | 622 |
| SA36 | 2023 GT421 | 623 |
| SA36 | 2023 GT421 | 624 |
| SA36 | 2023 GT421 | 625 |
| SA36 | 2023 GT421 | 626 |
| SA36 | 2023 GT421 | 627 |
| SA36 | 2023 GT421 | 628 |
| SA36 | 2023 GT421 | 629 |
| SA36 | 2023 GT421 | 630 |
| SA36 | 2023 GT421 | 631 |
| SA36 | 2023 GT421 | 632 |
| SA36 | 2023 GT421 | 633 |
| SA36 | 2023 GT421 | 634 |
| SA36 | 2023 GT421 | 635 |
| SA36 | 2023 GT421 | 636 |

|      |            |     |
|------|------------|-----|
| SA36 | 2023 GT421 | 637 |
| SA36 | 2023 GT421 | 638 |
| SA36 | 2023 GT421 | 639 |
| SA36 | 2023 GT421 | 640 |
| SA36 | 2023 GT421 | 641 |
| SA36 | 2023 GT421 | 642 |
| SA36 | 2023 GT421 | 643 |
| SA36 | 2023 GT421 | 644 |
| SA36 | 2023 GT421 | 645 |
| SA36 | 2023 GT421 | 646 |
| SA36 | 2023 GT421 | 647 |
| SA36 | 2023 GT421 | 648 |
| SA36 | 2023 GT421 | 649 |
| SA36 | 2023 GT421 | 650 |
| SA36 | 2023 GT421 | 651 |
| SA36 | 2023 GT421 | 652 |
| SA36 | 2023 GT421 | 653 |
| SA36 | 2023 GT421 | 654 |
| SA36 | 2023 GT421 | 655 |
| SA36 | 2023 GT421 | 656 |
| SA36 | 2023 GT421 | 657 |
| SA36 | 2023 GT421 | 658 |
| SA36 | 2023 GT421 | 659 |
| SA36 | 2023 GT421 | 660 |
| SA36 | 2023 GT421 | 661 |
| SA36 | 2023 GT421 | 662 |
| SA36 | 2023 GT421 | 663 |
| SA36 | 2023 GT421 | 664 |
| SA36 | 2023 GT421 | 665 |
| SA36 | 2023 GT421 | 666 |
| SA36 | 2023 GT421 | 667 |
| SA36 | 2023 GT421 | 668 |
| SA36 | 2023 GT421 | 669 |
| SA36 | 2023 GT421 | 670 |
| SA36 | 2023 GT421 | 671 |
| SA36 | 2023 GT421 | 672 |
| SA36 | 2023 GT421 | 673 |
| SA36 | 2023 GT421 | 674 |
| SA36 | 2023 GT421 | 675 |
| SA36 | 2023 GT421 | 676 |
| SA36 | 2023 GT421 | 677 |
| SA36 | 2023 GT421 | 678 |
| SA36 | 2023 GT421 | 679 |
| SA36 | 2023 GT421 | 680 |
| SA36 | 2023 GT421 | 681 |
| SA36 | 2023 GT421 | 682 |
| SA36 | 2023 GT421 | 683 |
| SA36 | 2023 GT421 | 684 |
| SA36 | 2023 GT421 | 685 |
| SA36 | 2023 GT421 | 686 |
| SA36 | 2023 GT421 | 687 |
| SA36 | 2023 GT421 | 688 |
| SA36 | 2023 GT421 | 689 |
| SA36 | 2023 GT421 | 690 |
| SA36 | 2023 GT421 | 691 |
| SA36 | 2023 GT421 | 692 |
| SA36 | 2023 GT421 | 693 |



|      |            |     |
|------|------------|-----|
| SA36 | 2023 GT421 | 694 |
| SA36 | 2023 GT421 | 695 |
| SA36 | 2023 GT421 | 696 |
| SA36 | 2023 GT421 | 697 |
| SA36 | 2023 GT421 | 698 |
| SA36 | 2023 GT421 | 699 |
| SA36 | 2023 GT421 | 700 |
| SA36 | 2023 GT421 | 701 |
| SA36 | 2023 GT421 | 702 |
| SA36 | 2023 GT421 | 703 |
| SA36 | 2023 GT421 | 704 |
| SA36 | 2023 GT421 | 705 |
| SA36 | 2023 GT421 | 706 |
| SA36 | 2023 GT421 | 707 |
| SA36 | 2023 GT421 | 708 |
| SA36 | 2023 GT421 | 709 |
| SA36 | 2023 GT421 | 710 |
| SA36 | 2023 GT421 | 711 |
| SA36 | 2023 GT421 | 712 |
| SA36 | 2023 GT421 | 713 |
| SA36 | 2023 GT421 | 714 |
| SA36 | 2023 GT421 | 715 |
| SA36 | 2023 GT421 | 716 |
| SA36 | 2023 GT421 | 717 |
| SA36 | 2023 GT421 | 718 |
| SA36 | 2023 GT421 | 719 |
| SA36 | 2023 GT421 | 720 |
| SA36 | 2023 GT421 | 721 |
| SA36 | 2023 GT421 | 722 |
| SA36 | 2023 GT421 | 723 |
| SA36 | 2023 GT421 | 724 |
| SA36 | 2023 GT421 | 725 |
| SA36 | 2023 GT421 | 726 |
| SA36 | 2023 GT421 | 727 |
| SA36 | 2023 GT421 | 728 |
| SA36 | 2023 GT421 | 729 |
| SA36 | 2023 GT421 | 730 |
| SA36 | 2023 GT421 | 731 |
| SA36 | 2023 GT421 | 732 |
| SA36 | 2023 GT421 | 733 |
| SA36 | 2023 GT421 | 734 |
| SA36 | 2023 GT421 | 735 |
| SA36 | 2023 GT421 | 736 |
| SA36 | 2023 GT421 | 737 |
| SA36 | 2023 GT421 | 738 |
| SA36 | 2023 GT421 | 739 |
| SA36 | 2023 GT421 | 740 |
| SA36 | 2023 GT421 | 741 |
| SA36 | 2023 GT421 | 742 |
| SA36 | 2023 GT421 | 743 |
| SA36 | 2023 GT421 | 744 |
| SA36 | 2023 GT421 | 745 |
| SA36 | 2023 GT421 | 746 |
| SA36 | 2023 GT421 | 747 |
| SA36 | 2023 GT421 | 748 |
| SA36 | 2023 GT421 | 749 |
| SA36 | 2023 GT421 | 750 |

|      |            |     |
|------|------------|-----|
| SA36 | 2023 GT421 | 751 |
| SA36 | 2023 GT421 | 752 |
| SA36 | 2023 GT421 | 753 |
| SA36 | 2023 GT421 | 754 |
| SA36 | 2023 GT421 | 755 |
| SA36 | 2023 GT421 | 756 |
| SA36 | 2023 GT421 | 757 |
| SA36 | 2023 GT421 | 758 |
| SA36 | 2023 GT421 | 759 |
| SA36 | 2023 GT421 | 760 |
| SA36 | 2023 GT421 | 761 |
| SA36 | 2023 GT421 | 762 |
| SA36 | 2023 GT421 | 763 |
| SA36 | 2023 GT421 | 764 |
| SA36 | 2023 GT421 | 765 |
| SA36 | 2023 GT421 | 766 |
| SA36 | 2023 GT421 | 767 |
| SA36 | 2023 GT421 | 768 |
| SA36 | 2023 GT421 | 769 |
| SA36 | 2023 GT421 | 770 |
| SA36 | 2023 GT421 | 771 |
| SA36 | 2023 GT421 | 772 |
| SA36 | 2023 GT421 | 773 |
| SA36 | 2023 GT421 | 774 |
| SA36 | 2023 GT421 | 775 |
| SA36 | 2023 GT421 | 776 |
| SA36 | 2023 GT421 | 777 |
| SA36 | 2023 GT421 | 778 |
| SA36 | 2023 GT421 | 779 |
| SA36 | 2023 GT421 | 780 |
| SA36 | 2023 GT421 | 781 |
| SA36 | 2023 GT421 | 782 |
| SA36 | 2023 GT421 | 783 |
| SA36 | 2023 GT421 | 784 |
| SA36 | 2023 GT421 | 785 |
| SA36 | 2023 GT421 | 786 |
| SA36 | 2023 GT421 | 787 |
| SA36 | 2023 GT421 | 788 |
| SA36 | 2023 GT421 | 789 |
| SA36 | 2023 GT421 | 790 |
| SA36 | 2023 GT421 | 791 |
| SA36 | 2023 GT421 | 792 |
| SA36 | 2023 GT421 | 793 |
| SA36 | 2023 GT421 | 794 |
| SA36 | 2023 GT421 | 795 |
| SA36 | 2023 GT421 | 796 |
| SA36 | 2023 GT421 | 797 |
| SA36 | 2023 GT421 | 798 |
| SA36 | 2023 GT421 | 799 |
| SA36 | 2023 GT421 | 800 |
| SA36 | 2023 GT421 | 801 |
| SA36 | 2023 GT421 | 802 |
| SA36 | 2023 GT421 | 803 |
| SA36 | 2023 GT421 | 804 |
| SA36 | 2023 GT421 | 805 |
| SA36 | 2023 GT421 | 806 |
| SA36 | 2023 GT421 | 807 |

|      |            |     |
|------|------------|-----|
| SA36 | 2023 GT421 | 808 |
| SA36 | 2023 GT421 | 809 |
| SA36 | 2023 GT421 | 810 |
| SA36 | 2023 GT421 | 811 |
| SA36 | 2023 GT421 | 812 |
| SA36 | 2023 GT421 | 813 |
| SA36 | 2023 GT421 | 814 |
| SA36 | 2023 GT421 | 815 |
| SA36 | 2023 GT421 | 816 |
| SA36 | 2023 GT421 | 817 |
| SA36 | 2023 GT421 | 818 |
| SA36 | 2023 GT421 | 819 |
| SA36 | 2023 GT421 | 820 |
| SA36 | 2023 GT421 | 821 |
| SA36 | 2023 GT421 | 822 |
| SA36 | 2023 GT421 | 823 |
| SA36 | 2023 GT421 | 824 |
| SA36 | 2023 GT421 | 825 |
| SA36 | 2023 GT421 | 826 |
| SA36 | 2023 GT421 | 827 |
| SA36 | 2023 GT421 | 828 |
| SA36 | 2023 GT421 | 829 |
| SA36 | 2023 GT421 | 830 |
| SA36 | 2023 GT421 | 831 |
| SA36 | 2023 GT421 | 832 |
| SA36 | 2023 GT421 | 833 |
| SA36 | 2023 GT421 | 834 |
| SA36 | 2023 GT421 | 835 |
| SA36 | 2023 GT421 | 836 |
| SA36 | 2023 GT421 | 837 |
| SA36 | 2023 GT421 | 838 |
| SA36 | 2023 GT421 | 839 |
| SA36 | 2023 GT421 | 840 |
| SA36 | 2023 GT421 | 841 |
| SA36 | 2023 GT421 | 842 |
| SA36 | 2023 GT421 | 843 |
| SA36 | 2023 GT421 | 844 |
| SA36 | 2023 GT421 | 845 |
| SA36 | 2023 GT421 | 846 |
| SA36 | 2023 GT421 | 847 |
| SA36 | 2023 GT421 | 848 |
| SA36 | 2023 GT421 | 849 |
| SA36 | 2023 GT421 | 850 |
| SA36 | 2023 GT421 | 851 |
| SA36 | 2023 GT421 | 852 |
| SA36 | 2023 GT421 | 853 |
| SA36 | 2023 GT421 | 854 |
| SA36 | 2023 GT421 | 855 |
| SA36 | 2023 GT421 | 856 |
| SA36 | 2023 GT421 | 857 |
| SA36 | 2023 GT421 | 858 |
| SA36 | 2023 GT421 | 859 |
| SA36 | 2023 GT421 | 860 |
| SA36 | 2023 GT421 | 861 |
| SA36 | 2023 GT421 | 862 |
| SA36 | 2023 GT421 | 863 |
| SA36 | 2023 GT421 | 864 |

|      |            |     |
|------|------------|-----|
| SA36 | 2023 GT421 | 865 |
| SA36 | 2023 GT421 | 866 |
| SA36 | 2023 GT421 | 867 |
| SA36 | 2023 GT421 | 868 |
| SA36 | 2023 GT421 | 869 |
| SA36 | 2023 GT421 | 870 |
| SA36 | 2023 GT421 | 871 |
| SA36 | 2023 GT421 | 872 |
| SA36 | 2023 GT421 | 873 |
| SA36 | 2023 GT421 | 874 |
| SA36 | 2023 GT421 | 875 |
| SA36 | 2023 GT421 | 876 |
| SA36 | 2023 GT421 | 877 |
| SA36 | 2023 GT421 | 878 |
| SA36 | 2023 GT421 | 879 |
| SA36 | 2023 GT421 | 880 |
| SA36 | 2023 GT421 | 881 |
| SA36 | 2023 GT421 | 882 |
| SA36 | 2023 GT421 | 883 |
| SA36 | 2023 GT421 | 884 |
| SA36 | 2023 GT421 | 885 |
| SA36 | 2023 GT421 | 886 |
| SA36 | 2023 GT421 | 887 |
| SA36 | 2023 GT421 | 888 |
| SA36 | 2023 GT421 | 889 |
| SA36 | 2023 GT421 | 890 |
| SA36 | 2023 GT421 | 891 |
| SA36 | 2023 GT421 | 892 |
| SA36 | 2023 GT421 | 893 |
| SA36 | 2023 GT421 | 894 |
| SA36 | 2023 GT421 | 895 |
| SA36 | 2023 GT421 | 896 |
| SA36 | 2023 GT421 | 897 |
| SA36 | 2023 GT421 | 898 |
| SA36 | 2023 GT421 | 899 |
| SA36 | 2023 GT421 | 900 |
| SA36 | 2023 GT421 | 901 |
| SA36 | 2023 GT421 | 902 |
| SA36 | 2023 GT421 | 903 |
| SA36 | 2023 GT421 | 904 |
| SA36 | 2023 GT421 | 905 |
| SA36 | 2023 GT421 | 906 |
| SA36 | 2023 GT421 | 907 |
| SA36 | 2023 GT421 | 908 |
| SA36 | 2023 GT421 | 909 |
| SA36 | 2023 GT421 | 910 |
| SA36 | 2023 GT421 | 911 |
| SA36 | 2023 GT421 | 912 |
| SA36 | 2023 GT421 | 913 |
| SA36 | 2023 GT421 | 914 |
| SA36 | 2023 GT421 | 915 |
| SA36 | 2023 GT421 | 916 |
| SA36 | 2023 GT421 | 917 |
| SA36 | 2023 GT421 | 918 |
| SA36 | 2023 GT421 | 919 |
| SA36 | 2023 GT421 | 920 |
| SA36 | 2023 GT421 | 921 |

|      |            |     |
|------|------------|-----|
| SA36 | 2023 GT421 | 922 |
| SA36 | 2023 GT421 | 923 |
| SA36 | 2023 GT421 | 924 |
| SA36 | 2023 GT421 | 925 |
| SA36 | 2023 GT421 | 926 |
| SA36 | 2023 GT421 | 927 |
| SA36 | 2023 GT421 | 928 |
| SA36 | 2023 GT421 | 929 |
| SA36 | 2023 GT421 | 930 |
| SA36 | 2023 GT421 | 931 |
| SA36 | 2023 GT421 | 932 |
| SA36 | 2023 GT421 | 933 |
| SA36 | 2023 GT421 | 934 |
| SA36 | 2023 GT421 | 935 |
| SA36 | 2023 GT421 | 936 |
| SA36 | 2023 GT421 | 937 |
| SA36 | 2023 GT421 | 938 |
| SA36 | 2023 GT421 | 939 |
| SA36 | 2023 GT421 | 940 |
| SA36 | 2023 GT421 | 941 |
| SA36 | 2023 GT421 | 942 |
| SA36 | 2023 GT421 | 943 |
| SA36 | 2023 GT421 | 944 |
| SA36 | 2023 GT421 | 945 |
| SA36 | 2023 GT421 | 946 |
| SA36 | 2023 GT421 | 947 |
| SA36 | 2023 GT421 | 948 |
| SA36 | 2023 GT421 | 949 |
| SA36 | 2023 GT421 | 950 |
| SA36 | 2023 GT421 | 951 |
| SA36 | 2023 GT421 | 952 |
| SA36 | 2023 GT421 | 953 |
| SA36 | 2023 GT421 | 954 |
| SA36 | 2023 GT421 | 955 |
| SA36 | 2023 GT421 | 956 |
| SA36 | 2023 GT421 | 957 |
| SA36 | 2023 GT421 | 958 |
| SA36 | 2023 GT421 | 959 |
| SA36 | 2023 GT421 | 960 |
| SA36 | 2023 GT421 | 961 |
| SA36 | 2023 GT421 | 962 |
| SA36 | 2023 GT421 | 963 |
| SA36 | 2023 GT421 | 964 |
| SA36 | 2023 GT421 | 965 |
| SA36 | 2023 GT421 | 966 |
| SA36 | 2023 GT421 | 967 |
| SA36 | 2023 GT421 | 968 |
| SA36 | 2023 GT421 | 969 |
| SA36 | 2023 GT421 | 970 |
| SA36 | 2023 GT421 | 971 |
| SA36 | 2023 GT421 | 972 |
| SA36 | 2023 GT421 | 973 |
| SA36 | 2023 GT421 | 974 |
| SA36 | 2023 GT421 | 975 |
| SA36 | 2023 GT421 | 976 |
| SA36 | 2023 GT421 | 977 |
| SA36 | 2023 GT421 | 978 |

|      |            |      |
|------|------------|------|
| SA36 | 2023 GT421 | 979  |
| SA36 | 2023 GT421 | 980  |
| SA36 | 2023 GT421 | 981  |
| SA36 | 2023 GT421 | 982  |
| SA36 | 2023 GT421 | 983  |
| SA36 | 2023 GT421 | 984  |
| SA36 | 2023 GT421 | 985  |
| SA36 | 2023 GT421 | 986  |
| SA36 | 2023 GT421 | 987  |
| SA36 | 2023 GT421 | 988  |
| SA36 | 2023 GT421 | 989  |
| SA36 | 2023 GT421 | 990  |
| SA36 | 2023 GT421 | 991  |
| SA36 | 2023 GT421 | 992  |
| SA36 | 2023 GT421 | 993  |
| SA36 | 2023 GT421 | 994  |
| SA36 | 2023 GT421 | 995  |
| SA36 | 2023 GT421 | 996  |
| SA36 | 2023 GT421 | 997  |
| SA36 | 2023 GT421 | 998  |
| SA36 | 2023 GT421 | 999  |
| SA36 | 2023 GT421 | 1000 |
| SA37 | 2023 GT421 | 1    |
| SA37 | 2023 GT421 | 2    |
| SA37 | 2023 GT421 | 3    |
| SA37 | 2023 GT421 | 4    |
| SA37 | 2023 GT421 | 5    |
| SA37 | 2023 GT421 | 6    |
| SA37 | 2023 GT421 | 7    |
| SA37 | 2023 GT421 | 8    |
| SA37 | 2023 GT421 | 9    |
| SA37 | 2023 GT421 | 10   |
| SA37 | 2023 GT421 | 11   |
| SA37 | 2023 GT421 | 12   |
| SA37 | 2023 GT421 | 13   |
| SA37 | 2023 GT421 | 14   |
| SA37 | 2023 GT421 | 15   |
| SA37 | 2023 GT421 | 16   |
| SA37 | 2023 GT421 | 17   |
| SA37 | 2023 GT421 | 18   |
| SA37 | 2023 GT421 | 19   |
| SA37 | 2023 GT421 | 20   |
| SA37 | 2023 GT421 | 21   |
| SA37 | 2023 GT421 | 22   |
| SA37 | 2023 GT421 | 23   |
| SA37 | 2023 GT421 | 24   |
| SA37 | 2023 GT421 | 25   |
| SA37 | 2023 GT421 | 26   |
| SA37 | 2023 GT421 | 27   |
| SA37 | 2023 GT421 | 28   |
| SA37 | 2023 GT421 | 29   |
| SA37 | 2023 GT421 | 30   |
| SA37 | 2023 GT421 | 31   |
| SA37 | 2023 GT421 | 32   |
| SA37 | 2023 GT421 | 33   |
| SA37 | 2023 GT421 | 34   |
| SA37 | 2023 GT421 | 35   |

|      |            |    |
|------|------------|----|
| SA37 | 2023 GT421 | 36 |
| SA37 | 2023 GT421 | 37 |
| SA37 | 2023 GT421 | 38 |
| SA37 | 2023 GT421 | 39 |
| SA37 | 2023 GT421 | 40 |
| SA37 | 2023 GT421 | 41 |
| SA37 | 2023 GT421 | 42 |
| SA37 | 2023 GT421 | 43 |
| SA37 | 2023 GT421 | 44 |
| SA37 | 2023 GT421 | 45 |
| SA37 | 2023 GT421 | 46 |
| SA37 | 2023 GT421 | 47 |
| SA37 | 2023 GT421 | 48 |
| SA37 | 2023 GT421 | 49 |
| SA37 | 2023 GT421 | 50 |
| SA37 | 2023 GT421 | 51 |
| SA37 | 2023 GT421 | 52 |
| SA37 | 2023 GT421 | 53 |
| SA37 | 2023 GT421 | 54 |
| SA37 | 2023 GT421 | 55 |
| SA37 | 2023 GT421 | 56 |
| SA37 | 2023 GT421 | 57 |
| SA37 | 2023 GT421 | 58 |
| SA37 | 2023 GT421 | 59 |
| SA37 | 2023 GT421 | 60 |
| SA37 | 2023 GT421 | 61 |
| SA37 | 2023 GT421 | 62 |
| SA37 | 2023 GT421 | 63 |
| SA37 | 2023 GT421 | 64 |
| SA37 | 2023 GT421 | 65 |
| SA37 | 2023 GT421 | 66 |
| SA37 | 2023 GT421 | 67 |
| SA37 | 2023 GT421 | 68 |
| SA37 | 2023 GT421 | 69 |
| SA37 | 2023 GT421 | 70 |
| SA37 | 2023 GT421 | 71 |
| SA37 | 2023 GT421 | 72 |
| SA37 | 2023 GT421 | 73 |
| SA37 | 2023 GT421 | 74 |
| SA37 | 2023 GT421 | 75 |
| SA37 | 2023 GT421 | 76 |
| SA37 | 2023 GT421 | 77 |
| SA37 | 2023 GT421 | 78 |
| SA37 | 2023 GT421 | 79 |
| SA37 | 2023 GT421 | 80 |
| SA37 | 2023 GT421 | 81 |
| SA37 | 2023 GT421 | 82 |
| SA37 | 2023 GT421 | 83 |
| SA37 | 2023 GT421 | 84 |
| SA37 | 2023 GT421 | 85 |
| SA37 | 2023 GT421 | 86 |
| SA37 | 2023 GT421 | 87 |
| SA37 | 2023 GT421 | 88 |
| SA37 | 2023 GT421 | 89 |
| SA37 | 2023 GT421 | 90 |
| SA37 | 2023 GT421 | 91 |
| SA37 | 2023 GT421 | 92 |

|      |            |     |
|------|------------|-----|
| SA37 | 2023 GT421 | 93  |
| SA37 | 2023 GT421 | 94  |
| SA37 | 2023 GT421 | 95  |
| SA37 | 2023 GT421 | 96  |
| SA37 | 2023 GT421 | 97  |
| SA37 | 2023 GT421 | 98  |
| SA37 | 2023 GT421 | 99  |
| SA37 | 2023 GT421 | 100 |
| SA37 | 2023 GT421 | 101 |
| SA37 | 2023 GT421 | 102 |
| SA37 | 2023 GT421 | 103 |
| SA37 | 2023 GT421 | 104 |
| SA37 | 2023 GT421 | 105 |
| SA37 | 2023 GT421 | 106 |
| SA37 | 2023 GT421 | 107 |
| SA37 | 2023 GT421 | 108 |
| SA37 | 2023 GT421 | 109 |
| SA37 | 2023 GT421 | 110 |
| SA37 | 2023 GT421 | 111 |
| SA37 | 2023 GT421 | 112 |
| SA37 | 2023 GT421 | 113 |
| SA37 | 2023 GT421 | 114 |
| SA37 | 2023 GT421 | 115 |
| SA37 | 2023 GT421 | 116 |
| SA37 | 2023 GT421 | 117 |
| SA37 | 2023 GT421 | 118 |
| SA37 | 2023 GT421 | 119 |
| SA37 | 2023 GT421 | 120 |
| SA37 | 2023 GT421 | 121 |
| SA37 | 2023 GT421 | 122 |
| SA37 | 2023 GT421 | 123 |
| SA37 | 2023 GT421 | 124 |
| SA37 | 2023 GT421 | 125 |
| SA37 | 2023 GT421 | 126 |
| SA37 | 2023 GT421 | 127 |
| SA37 | 2023 GT421 | 128 |
| SA37 | 2023 GT421 | 129 |
| SA37 | 2023 GT421 | 130 |
| SA37 | 2023 GT421 | 131 |
| SA37 | 2023 GT421 | 132 |
| SA37 | 2023 GT421 | 133 |
| SA37 | 2023 GT421 | 134 |
| SA37 | 2023 GT421 | 135 |
| SA37 | 2023 GT421 | 136 |
| SA37 | 2023 GT421 | 137 |
| SA37 | 2023 GT421 | 138 |
| SA37 | 2023 GT421 | 139 |
| SA37 | 2023 GT421 | 140 |
| SA37 | 2023 GT421 | 141 |
| SA37 | 2023 GT421 | 142 |
| SA37 | 2023 GT421 | 143 |
| SA37 | 2023 GT421 | 144 |
| SA37 | 2023 GT421 | 145 |
| SA37 | 2023 GT421 | 146 |
| SA37 | 2023 GT421 | 147 |
| SA37 | 2023 GT421 | 148 |
| SA37 | 2023 GT421 | 149 |



|      |            |     |
|------|------------|-----|
| SA37 | 2023 GT421 | 150 |
| SA37 | 2023 GT421 | 151 |
| SA37 | 2023 GT421 | 152 |
| SA37 | 2023 GT421 | 153 |
| SA37 | 2023 GT421 | 154 |
| SA37 | 2023 GT421 | 155 |
| SA37 | 2023 GT421 | 156 |
| SA37 | 2023 GT421 | 157 |
| SA37 | 2023 GT421 | 158 |
| SA37 | 2023 GT421 | 159 |
| SA37 | 2023 GT421 | 160 |
| SA37 | 2023 GT421 | 161 |
| SA37 | 2023 GT421 | 162 |
| SA37 | 2023 GT421 | 163 |
| SA37 | 2023 GT421 | 164 |
| SA37 | 2023 GT421 | 165 |
| SA37 | 2023 GT421 | 166 |
| SA37 | 2023 GT421 | 167 |
| SA37 | 2023 GT421 | 168 |
| SA37 | 2023 GT421 | 169 |
| SA37 | 2023 GT421 | 170 |
| SA37 | 2023 GT421 | 171 |
| SA37 | 2023 GT421 | 172 |
| SA37 | 2023 GT421 | 173 |
| SA37 | 2023 GT421 | 174 |
| SA37 | 2023 GT421 | 175 |
| SA37 | 2023 GT421 | 176 |
| SA37 | 2023 GT421 | 177 |
| SA37 | 2023 GT421 | 178 |
| SA37 | 2023 GT421 | 179 |
| SA37 | 2023 GT421 | 180 |
| SA37 | 2023 GT421 | 181 |
| SA37 | 2023 GT421 | 182 |
| SA37 | 2023 GT421 | 183 |
| SA37 | 2023 GT421 | 184 |
| SA37 | 2023 GT421 | 185 |
| SA37 | 2023 GT421 | 186 |
| SA37 | 2023 GT421 | 187 |
| SA37 | 2023 GT421 | 188 |
| SA37 | 2023 GT421 | 189 |
| SA37 | 2023 GT421 | 190 |
| SA37 | 2023 GT421 | 191 |
| SA37 | 2023 GT421 | 192 |
| SA37 | 2023 GT421 | 193 |
| SA37 | 2023 GT421 | 194 |
| SA37 | 2023 GT421 | 195 |
| SA37 | 2023 GT421 | 196 |
| SA37 | 2023 GT421 | 197 |
| SA37 | 2023 GT421 | 198 |
| SA37 | 2023 GT421 | 199 |
| SA37 | 2023 GT421 | 200 |
| SA37 | 2023 GT421 | 201 |
| SA37 | 2023 GT421 | 202 |
| SA37 | 2023 GT421 | 203 |
| SA37 | 2023 GT421 | 204 |
| SA37 | 2023 GT421 | 205 |
| SA37 | 2023 GT421 | 206 |

|      |            |     |
|------|------------|-----|
| SA37 | 2023 GT421 | 207 |
| SA37 | 2023 GT421 | 208 |
| SA37 | 2023 GT421 | 209 |
| SA37 | 2023 GT421 | 210 |
| SA37 | 2023 GT421 | 211 |
| SA37 | 2023 GT421 | 212 |
| SA37 | 2023 GT421 | 213 |
| SA37 | 2023 GT421 | 214 |
| SA37 | 2023 GT421 | 215 |
| SA37 | 2023 GT421 | 216 |
| SA37 | 2023 GT421 | 217 |
| SA37 | 2023 GT421 | 218 |
| SA37 | 2023 GT421 | 219 |
| SA37 | 2023 GT421 | 220 |
| SA37 | 2023 GT421 | 221 |
| SA37 | 2023 GT421 | 222 |
| SA37 | 2023 GT421 | 223 |
| SA37 | 2023 GT421 | 224 |
| SA37 | 2023 GT421 | 225 |
| SA37 | 2023 GT421 | 226 |
| SA37 | 2023 GT421 | 227 |
| SA37 | 2023 GT421 | 228 |
| SA37 | 2023 GT421 | 229 |
| SA37 | 2023 GT421 | 230 |
| SA37 | 2023 GT421 | 231 |
| SA37 | 2023 GT421 | 232 |
| SA37 | 2023 GT421 | 233 |
| SA37 | 2023 GT421 | 234 |
| SA37 | 2023 GT421 | 235 |
| SA37 | 2023 GT421 | 236 |
| SA37 | 2023 GT421 | 237 |
| SA37 | 2023 GT421 | 238 |
| SA37 | 2023 GT421 | 239 |
| SA37 | 2023 GT421 | 240 |
| SA37 | 2023 GT421 | 241 |
| SA37 | 2023 GT421 | 242 |
| SA37 | 2023 GT421 | 243 |
| SA37 | 2023 GT421 | 244 |
| SA37 | 2023 GT421 | 245 |
| SA37 | 2023 GT421 | 246 |
| SA37 | 2023 GT421 | 247 |
| SA37 | 2023 GT421 | 248 |
| SA37 | 2023 GT421 | 249 |
| SA37 | 2023 GT421 | 250 |
| SA37 | 2023 GT421 | 251 |
| SA37 | 2023 GT421 | 252 |
| SA37 | 2023 GT421 | 253 |
| SA37 | 2023 GT421 | 254 |
| SA37 | 2023 GT421 | 255 |
| SA37 | 2023 GT421 | 256 |
| SA37 | 2023 GT421 | 257 |
| SA37 | 2023 GT421 | 258 |
| SA37 | 2023 GT421 | 259 |
| SA37 | 2023 GT421 | 260 |
| SA37 | 2023 GT421 | 261 |
| SA37 | 2023 GT421 | 262 |
| SA37 | 2023 GT421 | 263 |

|      |            |     |
|------|------------|-----|
| SA37 | 2023 GT421 | 264 |
| SA37 | 2023 GT421 | 265 |
| SA37 | 2023 GT421 | 266 |
| SA37 | 2023 GT421 | 267 |
| SA37 | 2023 GT421 | 268 |
| SA37 | 2023 GT421 | 269 |
| SA37 | 2023 GT421 | 270 |
| SA37 | 2023 GT421 | 271 |
| SA37 | 2023 GT421 | 272 |
| SA37 | 2023 GT421 | 273 |
| SA37 | 2023 GT421 | 274 |
| SA37 | 2023 GT421 | 275 |
| SA37 | 2023 GT421 | 276 |
| SA37 | 2023 GT421 | 277 |
| SA37 | 2023 GT421 | 278 |
| SA37 | 2023 GT421 | 279 |
| SA37 | 2023 GT421 | 280 |
| SA37 | 2023 GT421 | 281 |
| SA37 | 2023 GT421 | 282 |
| SA37 | 2023 GT421 | 283 |
| SA37 | 2023 GT421 | 284 |
| SA37 | 2023 GT421 | 285 |
| SA37 | 2023 GT421 | 286 |
| SA37 | 2023 GT421 | 287 |
| SA37 | 2023 GT421 | 288 |
| SA37 | 2023 GT421 | 289 |
| SA37 | 2023 GT421 | 290 |
| SA37 | 2023 GT421 | 291 |
| SA37 | 2023 GT421 | 292 |
| SA37 | 2023 GT421 | 293 |
| SA37 | 2023 GT421 | 294 |
| SA37 | 2023 GT421 | 295 |
| SA37 | 2023 GT421 | 296 |
| SA37 | 2023 GT421 | 297 |
| SA37 | 2023 GT421 | 298 |
| SA37 | 2023 GT421 | 299 |
| SA37 | 2023 GT421 | 300 |
| SA37 | 2023 GT421 | 301 |
| SA37 | 2023 GT421 | 302 |
| SA37 | 2023 GT421 | 303 |
| SA37 | 2023 GT421 | 304 |
| SA37 | 2023 GT421 | 305 |
| SA37 | 2023 GT421 | 306 |
| SA37 | 2023 GT421 | 307 |
| SA37 | 2023 GT421 | 308 |
| SA37 | 2023 GT421 | 309 |
| SA37 | 2023 GT421 | 310 |
| SA37 | 2023 GT421 | 311 |
| SA37 | 2023 GT421 | 312 |
| SA37 | 2023 GT421 | 313 |
| SA37 | 2023 GT421 | 314 |
| SA37 | 2023 GT421 | 315 |
| SA37 | 2023 GT421 | 316 |
| SA37 | 2023 GT421 | 317 |
| SA37 | 2023 GT421 | 318 |
| SA37 | 2023 GT421 | 319 |
| SA37 | 2023 GT421 | 320 |

|      |            |     |
|------|------------|-----|
| SA37 | 2023 GT421 | 321 |
| SA37 | 2023 GT421 | 322 |
| SA37 | 2023 GT421 | 323 |
| SA37 | 2023 GT421 | 324 |
| SA37 | 2023 GT421 | 325 |
| SA37 | 2023 GT421 | 326 |
| SA37 | 2023 GT421 | 327 |
| SA37 | 2023 GT421 | 328 |
| SA37 | 2023 GT421 | 329 |
| SA37 | 2023 GT421 | 330 |
| SA37 | 2023 GT421 | 331 |
| SA37 | 2023 GT421 | 332 |
| SA37 | 2023 GT421 | 333 |
| SA37 | 2023 GT421 | 334 |
| SA37 | 2023 GT421 | 335 |
| SA37 | 2023 GT421 | 336 |
| SA37 | 2023 GT421 | 337 |
| SA37 | 2023 GT421 | 338 |
| SA37 | 2023 GT421 | 339 |
| SA37 | 2023 GT421 | 340 |
| SA37 | 2023 GT421 | 341 |
| SA37 | 2023 GT421 | 342 |
| SA37 | 2023 GT421 | 343 |
| SA37 | 2023 GT421 | 344 |
| SA37 | 2023 GT421 | 345 |
| SA37 | 2023 GT421 | 346 |
| SA37 | 2023 GT421 | 347 |
| SA37 | 2023 GT421 | 348 |
| SA37 | 2023 GT421 | 349 |
| SA37 | 2023 GT421 | 350 |
| SA37 | 2023 GT421 | 351 |
| SA37 | 2023 GT421 | 352 |
| SA37 | 2023 GT421 | 353 |
| SA37 | 2023 GT421 | 354 |
| SA37 | 2023 GT421 | 355 |
| SA37 | 2023 GT421 | 356 |
| SA37 | 2023 GT421 | 357 |
| SA37 | 2023 GT421 | 358 |
| SA37 | 2023 GT421 | 359 |
| SA37 | 2023 GT421 | 360 |
| SA37 | 2023 GT421 | 361 |
| SA37 | 2023 GT421 | 362 |
| SA37 | 2023 GT421 | 363 |
| SA37 | 2023 GT421 | 364 |
| SA37 | 2023 GT421 | 365 |
| SA37 | 2023 GT421 | 366 |
| SA37 | 2023 GT421 | 367 |
| SA37 | 2023 GT421 | 368 |
| SA37 | 2023 GT421 | 369 |
| SA37 | 2023 GT421 | 370 |
| SA37 | 2023 GT421 | 371 |
| SA37 | 2023 GT421 | 372 |
| SA37 | 2023 GT421 | 373 |
| SA37 | 2023 GT421 | 374 |
| SA37 | 2023 GT421 | 375 |
| SA37 | 2023 GT421 | 376 |
| SA37 | 2023 GT421 | 377 |

|      |            |     |
|------|------------|-----|
| SA37 | 2023 GT421 | 378 |
| SA37 | 2023 GT421 | 379 |
| SA37 | 2023 GT421 | 380 |
| SA37 | 2023 GT421 | 381 |
| SA37 | 2023 GT421 | 382 |
| SA37 | 2023 GT421 | 383 |
| SA37 | 2023 GT421 | 384 |
| SA37 | 2023 GT421 | 385 |
| SA37 | 2023 GT421 | 386 |
| SA37 | 2023 GT421 | 387 |
| SA37 | 2023 GT421 | 388 |
| SA37 | 2023 GT421 | 389 |
| SA37 | 2023 GT421 | 390 |
| SA37 | 2023 GT421 | 391 |
| SA37 | 2023 GT421 | 392 |
| SA37 | 2023 GT421 | 393 |
| SA37 | 2023 GT421 | 394 |
| SA37 | 2023 GT421 | 395 |
| SA37 | 2023 GT421 | 396 |
| SA37 | 2023 GT421 | 397 |
| SA37 | 2023 GT421 | 398 |
| SA37 | 2023 GT421 | 399 |
| SA37 | 2023 GT421 | 400 |
| SA37 | 2023 GT421 | 401 |
| SA37 | 2023 GT421 | 402 |
| SA37 | 2023 GT421 | 403 |
| SA37 | 2023 GT421 | 404 |
| SA37 | 2023 GT421 | 405 |
| SA37 | 2023 GT421 | 406 |
| SA37 | 2023 GT421 | 407 |
| SA37 | 2023 GT421 | 408 |
| SA37 | 2023 GT421 | 409 |
| SA37 | 2023 GT421 | 410 |
| SA37 | 2023 GT421 | 411 |
| SA37 | 2023 GT421 | 412 |
| SA37 | 2023 GT421 | 413 |
| SA37 | 2023 GT421 | 414 |
| SA37 | 2023 GT421 | 415 |
| SA37 | 2023 GT421 | 416 |
| SA37 | 2023 GT421 | 417 |
| SA37 | 2023 GT421 | 418 |
| SA37 | 2023 GT421 | 419 |
| SA37 | 2023 GT421 | 420 |
| SA37 | 2023 GT421 | 421 |
| SA37 | 2023 GT421 | 422 |
| SA37 | 2023 GT421 | 423 |
| SA37 | 2023 GT421 | 424 |
| SA37 | 2023 GT421 | 425 |
| SA37 | 2023 GT421 | 426 |
| SA37 | 2023 GT421 | 427 |
| SA37 | 2023 GT421 | 428 |
| SA37 | 2023 GT421 | 429 |
| SA37 | 2023 GT421 | 430 |
| SA37 | 2023 GT421 | 431 |
| SA37 | 2023 GT421 | 432 |
| SA37 | 2023 GT421 | 433 |
| SA37 | 2023 GT421 | 434 |

|      |            |     |
|------|------------|-----|
| SA37 | 2023 GT421 | 435 |
| SA37 | 2023 GT421 | 436 |
| SA37 | 2023 GT421 | 437 |
| SA37 | 2023 GT421 | 438 |
| SA37 | 2023 GT421 | 439 |
| SA37 | 2023 GT421 | 440 |
| SA37 | 2023 GT421 | 441 |
| SA37 | 2023 GT421 | 442 |
| SA37 | 2023 GT421 | 443 |
| SA37 | 2023 GT421 | 444 |
| SA37 | 2023 GT421 | 445 |
| SA37 | 2023 GT421 | 446 |
| SA37 | 2023 GT421 | 447 |
| SA37 | 2023 GT421 | 448 |
| SA37 | 2023 GT421 | 449 |
| SA37 | 2023 GT421 | 450 |
| SA37 | 2023 GT421 | 451 |
| SA37 | 2023 GT421 | 452 |
| SA37 | 2023 GT421 | 453 |
| SA37 | 2023 GT421 | 454 |
| SA37 | 2023 GT421 | 455 |
| SA37 | 2023 GT421 | 456 |
| SA37 | 2023 GT421 | 457 |
| SA37 | 2023 GT421 | 458 |
| SA37 | 2023 GT421 | 459 |
| SA37 | 2023 GT421 | 460 |
| SA37 | 2023 GT421 | 461 |
| SA37 | 2023 GT421 | 462 |
| SA37 | 2023 GT421 | 463 |
| SA37 | 2023 GT421 | 464 |
| SA37 | 2023 GT421 | 465 |
| SA37 | 2023 GT421 | 466 |
| SA37 | 2023 GT421 | 467 |
| SA37 | 2023 GT421 | 468 |
| SA37 | 2023 GT421 | 469 |
| SA37 | 2023 GT421 | 470 |
| SA37 | 2023 GT421 | 471 |
| SA37 | 2023 GT421 | 472 |
| SA37 | 2023 GT421 | 473 |
| SA37 | 2023 GT421 | 474 |
| SA37 | 2023 GT421 | 475 |
| SA37 | 2023 GT421 | 476 |
| SA37 | 2023 GT421 | 477 |
| SA37 | 2023 GT421 | 478 |
| SA37 | 2023 GT421 | 479 |
| SA37 | 2023 GT421 | 480 |
| SA37 | 2023 GT421 | 481 |
| SA37 | 2023 GT421 | 482 |
| SA37 | 2023 GT421 | 483 |
| SA37 | 2023 GT421 | 484 |
| SA37 | 2023 GT421 | 485 |
| SA37 | 2023 GT421 | 486 |
| SA37 | 2023 GT421 | 487 |
| SA37 | 2023 GT421 | 488 |
| SA37 | 2023 GT421 | 489 |
| SA37 | 2023 GT421 | 490 |
| SA37 | 2023 GT421 | 491 |

|      |            |     |
|------|------------|-----|
| SA37 | 2023 GT421 | 492 |
| SA37 | 2023 GT421 | 493 |
| SA37 | 2023 GT421 | 494 |
| SA37 | 2023 GT421 | 495 |
| SA37 | 2023 GT421 | 496 |
| SA37 | 2023 GT421 | 497 |
| SA37 | 2023 GT421 | 498 |
| SA37 | 2023 GT421 | 499 |
| SA37 | 2023 GT421 | 500 |
| SA37 | 2023 GT421 | 501 |
| SA37 | 2023 GT421 | 502 |
| SA37 | 2023 GT421 | 503 |
| SA37 | 2023 GT421 | 504 |
| SA37 | 2023 GT421 | 505 |
| SA37 | 2023 GT421 | 506 |
| SA37 | 2023 GT421 | 507 |
| SA37 | 2023 GT421 | 508 |
| SA37 | 2023 GT421 | 509 |
| SA37 | 2023 GT421 | 510 |
| SA37 | 2023 GT421 | 511 |
| SA37 | 2023 GT421 | 512 |
| SA37 | 2023 GT421 | 513 |
| SA37 | 2023 GT421 | 514 |
| SA37 | 2023 GT421 | 515 |
| SA37 | 2023 GT421 | 516 |
| SA37 | 2023 GT421 | 517 |
| SA37 | 2023 GT421 | 518 |
| SA37 | 2023 GT421 | 519 |
| SA37 | 2023 GT421 | 520 |
| SA37 | 2023 GT421 | 521 |
| SA37 | 2023 GT421 | 522 |
| SA37 | 2023 GT421 | 523 |
| SA37 | 2023 GT421 | 524 |
| SA37 | 2023 GT421 | 525 |
| SA37 | 2023 GT421 | 526 |
| SA37 | 2023 GT421 | 527 |
| SA37 | 2023 GT421 | 528 |
| SA37 | 2023 GT421 | 529 |
| SA37 | 2023 GT421 | 530 |
| SA37 | 2023 GT421 | 531 |
| SA37 | 2023 GT421 | 532 |
| SA37 | 2023 GT421 | 533 |
| SA37 | 2023 GT421 | 534 |
| SA37 | 2023 GT421 | 535 |
| SA37 | 2023 GT421 | 536 |
| SA37 | 2023 GT421 | 537 |
| SA37 | 2023 GT421 | 538 |
| SA37 | 2023 GT421 | 539 |
| SA37 | 2023 GT421 | 540 |
| SA37 | 2023 GT421 | 541 |
| SA37 | 2023 GT421 | 542 |
| SA37 | 2023 GT421 | 543 |
| SA37 | 2023 GT421 | 544 |
| SA37 | 2023 GT421 | 545 |
| SA37 | 2023 GT421 | 546 |
| SA37 | 2023 GT421 | 547 |
| SA37 | 2023 GT421 | 548 |

|      |            |     |
|------|------------|-----|
| SA37 | 2023 GT421 | 549 |
| SA37 | 2023 GT421 | 550 |
| SA37 | 2023 GT421 | 551 |
| SA37 | 2023 GT421 | 552 |
| SA37 | 2023 GT421 | 553 |
| SA37 | 2023 GT421 | 554 |
| SA37 | 2023 GT421 | 555 |
| SA37 | 2023 GT421 | 556 |
| SA37 | 2023 GT421 | 557 |
| SA37 | 2023 GT421 | 558 |
| SA37 | 2023 GT421 | 559 |
| SA37 | 2023 GT421 | 560 |
| SA37 | 2023 GT421 | 561 |
| SA37 | 2023 GT421 | 562 |
| SA37 | 2023 GT421 | 563 |
| SA37 | 2023 GT421 | 564 |
| SA37 | 2023 GT421 | 565 |
| SA37 | 2023 GT421 | 566 |
| SA37 | 2023 GT421 | 567 |
| SA37 | 2023 GT421 | 568 |
| SA37 | 2023 GT421 | 569 |
| SA37 | 2023 GT421 | 570 |
| SA37 | 2023 GT421 | 571 |
| SA37 | 2023 GT421 | 572 |
| SA37 | 2023 GT421 | 573 |
| SA37 | 2023 GT421 | 574 |
| SA37 | 2023 GT421 | 575 |
| SA37 | 2023 GT421 | 576 |
| SA37 | 2023 GT421 | 577 |
| SA37 | 2023 GT421 | 578 |
| SA37 | 2023 GT421 | 579 |
| SA37 | 2023 GT421 | 580 |
| SA37 | 2023 GT421 | 581 |
| SA37 | 2023 GT421 | 582 |
| SA37 | 2023 GT421 | 583 |
| SA37 | 2023 GT421 | 584 |
| SA37 | 2023 GT421 | 585 |
| SA37 | 2023 GT421 | 586 |
| SA37 | 2023 GT421 | 587 |
| SA37 | 2023 GT421 | 588 |
| SA37 | 2023 GT421 | 589 |
| SA37 | 2023 GT421 | 590 |
| SA37 | 2023 GT421 | 591 |
| SA37 | 2023 GT421 | 592 |
| SA37 | 2023 GT421 | 593 |
| SA37 | 2023 GT421 | 594 |
| SA37 | 2023 GT421 | 595 |
| SA37 | 2023 GT421 | 596 |
| SA37 | 2023 GT421 | 597 |
| SA37 | 2023 GT421 | 598 |
| SA37 | 2023 GT421 | 599 |
| SA37 | 2023 GT421 | 600 |
| SA37 | 2023 GT421 | 601 |
| SA37 | 2023 GT421 | 602 |
| SA37 | 2023 GT421 | 603 |
| SA37 | 2023 GT421 | 604 |
| SA37 | 2023 GT421 | 605 |



|      |            |     |
|------|------------|-----|
| SA37 | 2023 GT421 | 606 |
| SA37 | 2023 GT421 | 607 |
| SA37 | 2023 GT421 | 608 |
| SA37 | 2023 GT421 | 609 |
| SA37 | 2023 GT421 | 610 |
| SA37 | 2023 GT421 | 611 |
| SA37 | 2023 GT421 | 612 |
| SA37 | 2023 GT421 | 613 |
| SA37 | 2023 GT421 | 614 |
| SA37 | 2023 GT421 | 615 |
| SA37 | 2023 GT421 | 616 |
| SA37 | 2023 GT421 | 617 |
| SA37 | 2023 GT421 | 618 |
| SA37 | 2023 GT421 | 619 |
| SA37 | 2023 GT421 | 620 |
| SA37 | 2023 GT421 | 621 |
| SA37 | 2023 GT421 | 622 |
| SA37 | 2023 GT421 | 623 |
| SA37 | 2023 GT421 | 624 |
| SA37 | 2023 GT421 | 625 |
| SA37 | 2023 GT421 | 626 |
| SA37 | 2023 GT421 | 627 |
| SA37 | 2023 GT421 | 628 |
| SA37 | 2023 GT421 | 629 |
| SA37 | 2023 GT421 | 630 |
| SA37 | 2023 GT421 | 631 |
| SA37 | 2023 GT421 | 632 |
| SA37 | 2023 GT421 | 633 |
| SA37 | 2023 GT421 | 634 |
| SA37 | 2023 GT421 | 635 |
| SA37 | 2023 GT421 | 636 |
| SA37 | 2023 GT421 | 637 |
| SA37 | 2023 GT421 | 638 |
| SA37 | 2023 GT421 | 639 |
| SA37 | 2023 GT421 | 640 |
| SA37 | 2023 GT421 | 641 |
| SA37 | 2023 GT421 | 642 |
| SA37 | 2023 GT421 | 643 |
| SA37 | 2023 GT421 | 644 |
| SA37 | 2023 GT421 | 645 |
| SA37 | 2023 GT421 | 646 |
| SA37 | 2023 GT421 | 647 |
| SA37 | 2023 GT421 | 648 |
| SA37 | 2023 GT421 | 649 |
| SA37 | 2023 GT421 | 650 |
| SA37 | 2023 GT421 | 651 |
| SA37 | 2023 GT421 | 652 |
| SA37 | 2023 GT421 | 653 |
| SA37 | 2023 GT421 | 654 |
| SA37 | 2023 GT421 | 655 |
| SA37 | 2023 GT421 | 656 |
| SA37 | 2023 GT421 | 657 |
| SA37 | 2023 GT421 | 658 |
| SA37 | 2023 GT421 | 659 |
| SA37 | 2023 GT421 | 660 |
| SA37 | 2023 GT421 | 661 |
| SA37 | 2023 GT421 | 662 |

|      |            |     |
|------|------------|-----|
| SA37 | 2023 GT421 | 663 |
| SA37 | 2023 GT421 | 664 |
| SA37 | 2023 GT421 | 665 |
| SA37 | 2023 GT421 | 666 |
| SA37 | 2023 GT421 | 667 |
| SA37 | 2023 GT421 | 668 |
| SA37 | 2023 GT421 | 669 |
| SA37 | 2023 GT421 | 670 |
| SA37 | 2023 GT421 | 671 |
| SA37 | 2023 GT421 | 672 |
| SA37 | 2023 GT421 | 673 |
| SA37 | 2023 GT421 | 674 |
| SA37 | 2023 GT421 | 675 |
| SA37 | 2023 GT421 | 676 |
| SA37 | 2023 GT421 | 677 |
| SA37 | 2023 GT421 | 678 |
| SA37 | 2023 GT421 | 679 |
| SA37 | 2023 GT421 | 680 |
| SA37 | 2023 GT421 | 681 |
| SA37 | 2023 GT421 | 682 |
| SA37 | 2023 GT421 | 683 |
| SA37 | 2023 GT421 | 684 |
| SA37 | 2023 GT421 | 685 |
| SA37 | 2023 GT421 | 686 |
| SA37 | 2023 GT421 | 687 |
| SA37 | 2023 GT421 | 688 |
| SA37 | 2023 GT421 | 689 |
| SA37 | 2023 GT421 | 690 |
| SA37 | 2023 GT421 | 691 |
| SA37 | 2023 GT421 | 692 |
| SA37 | 2023 GT421 | 693 |
| SA37 | 2023 GT421 | 694 |
| SA37 | 2023 GT421 | 695 |
| SA37 | 2023 GT421 | 696 |
| SA37 | 2023 GT421 | 697 |
| SA37 | 2023 GT421 | 698 |
| SA37 | 2023 GT421 | 699 |
| SA37 | 2023 GT421 | 700 |
| SA37 | 2023 GT421 | 701 |
| SA37 | 2023 GT421 | 702 |
| SA37 | 2023 GT421 | 703 |
| SA37 | 2023 GT421 | 704 |
| SA37 | 2023 GT421 | 705 |
| SA37 | 2023 GT421 | 706 |
| SA37 | 2023 GT421 | 707 |
| SA37 | 2023 GT421 | 708 |
| SA37 | 2023 GT421 | 709 |
| SA37 | 2023 GT421 | 710 |
| SA37 | 2023 GT421 | 711 |
| SA37 | 2023 GT421 | 712 |
| SA37 | 2023 GT421 | 713 |
| SA37 | 2023 GT421 | 714 |
| SA37 | 2023 GT421 | 715 |
| SA37 | 2023 GT421 | 716 |
| SA37 | 2023 GT421 | 717 |
| SA37 | 2023 GT421 | 718 |
| SA37 | 2023 GT421 | 719 |

|      |            |     |
|------|------------|-----|
| SA37 | 2023 GT421 | 720 |
| SA37 | 2023 GT421 | 721 |
| SA37 | 2023 GT421 | 722 |
| SA37 | 2023 GT421 | 723 |
| SA37 | 2023 GT421 | 724 |
| SA37 | 2023 GT421 | 725 |
| SA37 | 2023 GT421 | 726 |
| SA37 | 2023 GT421 | 727 |
| SA37 | 2023 GT421 | 728 |
| SA37 | 2023 GT421 | 729 |
| SA37 | 2023 GT421 | 730 |
| SA37 | 2023 GT421 | 731 |
| SA37 | 2023 GT421 | 732 |
| SA37 | 2023 GT421 | 733 |
| SA37 | 2023 GT421 | 734 |
| SA37 | 2023 GT421 | 735 |
| SA37 | 2023 GT421 | 736 |
| SA37 | 2023 GT421 | 737 |
| SA37 | 2023 GT421 | 738 |
| SA37 | 2023 GT421 | 739 |
| SA37 | 2023 GT421 | 740 |
| SA37 | 2023 GT421 | 741 |
| SA37 | 2023 GT421 | 742 |
| SA37 | 2023 GT421 | 743 |
| SA37 | 2023 GT421 | 744 |
| SA37 | 2023 GT421 | 745 |
| SA37 | 2023 GT421 | 746 |
| SA37 | 2023 GT421 | 747 |
| SA37 | 2023 GT421 | 748 |
| SA37 | 2023 GT421 | 749 |
| SA37 | 2023 GT421 | 750 |
| SA37 | 2023 GT421 | 751 |
| SA37 | 2023 GT421 | 752 |
| SA37 | 2023 GT421 | 753 |
| SA37 | 2023 GT421 | 754 |
| SA37 | 2023 GT421 | 755 |
| SA37 | 2023 GT421 | 756 |
| SA37 | 2023 GT421 | 757 |
| SA37 | 2023 GT421 | 758 |
| SA37 | 2023 GT421 | 759 |
| SA37 | 2023 GT421 | 760 |
| SA37 | 2023 GT421 | 761 |
| SA37 | 2023 GT421 | 762 |
| SA37 | 2023 GT421 | 763 |
| SA37 | 2023 GT421 | 764 |
| SA37 | 2023 GT421 | 765 |
| SA37 | 2023 GT421 | 766 |
| SA37 | 2023 GT421 | 767 |
| SA37 | 2023 GT421 | 768 |
| SA37 | 2023 GT421 | 769 |
| SA37 | 2023 GT421 | 770 |
| SA37 | 2023 GT421 | 771 |
| SA37 | 2023 GT421 | 772 |
| SA37 | 2023 GT421 | 773 |
| SA37 | 2023 GT421 | 774 |
| SA37 | 2023 GT421 | 775 |
| SA37 | 2023 GT421 | 776 |

|      |            |     |
|------|------------|-----|
| SA37 | 2023 GT421 | 777 |
| SA37 | 2023 GT421 | 778 |
| SA37 | 2023 GT421 | 779 |
| SA37 | 2023 GT421 | 780 |
| SA37 | 2023 GT421 | 781 |
| SA37 | 2023 GT421 | 782 |
| SA37 | 2023 GT421 | 783 |
| SA37 | 2023 GT421 | 784 |
| SA37 | 2023 GT421 | 785 |
| SA37 | 2023 GT421 | 786 |
| SA37 | 2023 GT421 | 787 |
| SA37 | 2023 GT421 | 788 |
| SA37 | 2023 GT421 | 789 |
| SA37 | 2023 GT421 | 790 |
| SA37 | 2023 GT421 | 791 |
| SA37 | 2023 GT421 | 792 |
| SA37 | 2023 GT421 | 793 |
| SA37 | 2023 GT421 | 794 |
| SA37 | 2023 GT421 | 795 |
| SA37 | 2023 GT421 | 796 |
| SA37 | 2023 GT421 | 797 |
| SA37 | 2023 GT421 | 798 |
| SA37 | 2023 GT421 | 799 |
| SA37 | 2023 GT421 | 800 |
| SA37 | 2023 GT421 | 801 |
| SA37 | 2023 GT421 | 802 |
| SA37 | 2023 GT421 | 803 |
| SA37 | 2023 GT421 | 804 |
| SA37 | 2023 GT421 | 805 |
| SA37 | 2023 GT421 | 806 |
| SA37 | 2023 GT421 | 807 |
| SA37 | 2023 GT421 | 808 |
| SA37 | 2023 GT421 | 809 |
| SA37 | 2023 GT421 | 810 |
| SA37 | 2023 GT421 | 811 |
| SA37 | 2023 GT421 | 812 |
| SA37 | 2023 GT421 | 813 |
| SA37 | 2023 GT421 | 814 |
| SA37 | 2023 GT421 | 815 |
| SA37 | 2023 GT421 | 816 |
| SA37 | 2023 GT421 | 817 |
| SA37 | 2023 GT421 | 818 |
| SA37 | 2023 GT421 | 819 |
| SA37 | 2023 GT421 | 820 |
| SA37 | 2023 GT421 | 821 |
| SA37 | 2023 GT421 | 822 |
| SA37 | 2023 GT421 | 823 |
| SA37 | 2023 GT421 | 824 |
| SA37 | 2023 GT421 | 825 |
| SA37 | 2023 GT421 | 826 |
| SA37 | 2023 GT421 | 827 |
| SA37 | 2023 GT421 | 828 |
| SA37 | 2023 GT421 | 829 |
| SA37 | 2023 GT421 | 830 |
| SA37 | 2023 GT421 | 831 |
| SA37 | 2023 GT421 | 832 |
| SA37 | 2023 GT421 | 833 |

|      |            |     |
|------|------------|-----|
| SA37 | 2023 GT421 | 834 |
| SA37 | 2023 GT421 | 835 |
| SA37 | 2023 GT421 | 836 |
| SA37 | 2023 GT421 | 837 |
| SA37 | 2023 GT421 | 838 |
| SA37 | 2023 GT421 | 839 |
| SA37 | 2023 GT421 | 840 |
| SA37 | 2023 GT421 | 841 |
| SA37 | 2023 GT421 | 842 |
| SA37 | 2023 GT421 | 843 |
| SA37 | 2023 GT421 | 844 |
| SA37 | 2023 GT421 | 845 |
| SA37 | 2023 GT421 | 846 |
| SA37 | 2023 GT421 | 847 |
| SA37 | 2023 GT421 | 848 |
| SA37 | 2023 GT421 | 849 |
| SA37 | 2023 GT421 | 850 |
| SA37 | 2023 GT421 | 851 |
| SA37 | 2023 GT421 | 852 |
| SA37 | 2023 GT421 | 853 |
| SA37 | 2023 GT421 | 854 |
| SA37 | 2023 GT421 | 855 |
| SA37 | 2023 GT421 | 856 |
| SA37 | 2023 GT421 | 857 |
| SA37 | 2023 GT421 | 858 |
| SA37 | 2023 GT421 | 859 |
| SA37 | 2023 GT421 | 860 |
| SA37 | 2023 GT421 | 861 |
| SA37 | 2023 GT421 | 862 |
| SA37 | 2023 GT421 | 863 |
| SA37 | 2023 GT421 | 864 |
| SA37 | 2023 GT421 | 865 |
| SA37 | 2023 GT421 | 866 |
| SA37 | 2023 GT421 | 867 |
| SA37 | 2023 GT421 | 868 |
| SA37 | 2023 GT421 | 869 |
| SA37 | 2023 GT421 | 870 |
| SA37 | 2023 GT421 | 871 |
| SA37 | 2023 GT421 | 872 |
| SA37 | 2023 GT421 | 873 |
| SA37 | 2023 GT421 | 874 |
| SA37 | 2023 GT421 | 875 |
| SA37 | 2023 GT421 | 876 |
| SA37 | 2023 GT421 | 877 |
| SA37 | 2023 GT421 | 878 |
| SA37 | 2023 GT421 | 879 |
| SA37 | 2023 GT421 | 880 |
| SA37 | 2023 GT421 | 881 |
| SA37 | 2023 GT421 | 882 |
| SA37 | 2023 GT421 | 883 |
| SA37 | 2023 GT421 | 884 |
| SA37 | 2023 GT421 | 885 |
| SA37 | 2023 GT421 | 886 |
| SA37 | 2023 GT421 | 887 |
| SA37 | 2023 GT421 | 888 |
| SA37 | 2023 GT421 | 889 |
| SA37 | 2023 GT421 | 890 |

|      |            |     |
|------|------------|-----|
| SA37 | 2023 GT421 | 891 |
| SA37 | 2023 GT421 | 892 |
| SA37 | 2023 GT421 | 893 |
| SA37 | 2023 GT421 | 894 |
| SA37 | 2023 GT421 | 895 |
| SA37 | 2023 GT421 | 896 |
| SA37 | 2023 GT421 | 897 |
| SA37 | 2023 GT421 | 898 |
| SA37 | 2023 GT421 | 899 |
| SA37 | 2023 GT421 | 900 |
| SA37 | 2023 GT421 | 901 |
| SA37 | 2023 GT421 | 902 |
| SA37 | 2023 GT421 | 903 |
| SA37 | 2023 GT421 | 904 |
| SA37 | 2023 GT421 | 905 |
| SA37 | 2023 GT421 | 906 |
| SA37 | 2023 GT421 | 907 |
| SA37 | 2023 GT421 | 908 |
| SA37 | 2023 GT421 | 909 |
| SA37 | 2023 GT421 | 910 |
| SA37 | 2023 GT421 | 911 |
| SA37 | 2023 GT421 | 912 |
| SA37 | 2023 GT421 | 913 |
| SA37 | 2023 GT421 | 914 |
| SA37 | 2023 GT421 | 915 |
| SA37 | 2023 GT421 | 916 |
| SA37 | 2023 GT421 | 917 |
| SA37 | 2023 GT421 | 918 |
| SA37 | 2023 GT421 | 919 |
| SA37 | 2023 GT421 | 920 |
| SA37 | 2023 GT421 | 921 |
| SA37 | 2023 GT421 | 922 |
| SA37 | 2023 GT421 | 923 |
| SA37 | 2023 GT421 | 924 |
| SA37 | 2023 GT421 | 925 |
| SA37 | 2023 GT421 | 926 |
| SA37 | 2023 GT421 | 927 |
| SA37 | 2023 GT421 | 928 |
| SA37 | 2023 GT421 | 929 |
| SA37 | 2023 GT421 | 930 |
| SA37 | 2023 GT421 | 931 |
| SA37 | 2023 GT421 | 932 |
| SA37 | 2023 GT421 | 933 |
| SA37 | 2023 GT421 | 934 |
| SA37 | 2023 GT421 | 935 |
| SA37 | 2023 GT421 | 936 |
| SA37 | 2023 GT421 | 937 |
| SA37 | 2023 GT421 | 938 |
| SA37 | 2023 GT421 | 939 |
| SA37 | 2023 GT421 | 940 |
| SA37 | 2023 GT421 | 941 |
| SA37 | 2023 GT421 | 942 |
| SA37 | 2023 GT421 | 943 |
| SA37 | 2023 GT421 | 944 |
| SA37 | 2023 GT421 | 945 |
| SA37 | 2023 GT421 | 946 |
| SA37 | 2023 GT421 | 947 |

|         |            |      |
|---------|------------|------|
| SA37    | 2023 GT421 | 948  |
| SA37    | 2023 GT421 | 949  |
| SA37    | 2023 GT421 | 950  |
| SA37    | 2023 GT421 | 951  |
| SA37    | 2023 GT421 | 952  |
| SA37    | 2023 GT421 | 953  |
| SA37    | 2023 GT421 | 954  |
| SA37    | 2023 GT421 | 955  |
| SA37    | 2023 GT421 | 956  |
| SA37    | 2023 GT421 | 957  |
| SA37    | 2023 GT421 | 958  |
| SA37    | 2023 GT421 | 959  |
| SA37    | 2023 GT421 | 960  |
| SA37    | 2023 GT421 | 961  |
| SA37    | 2023 GT421 | 962  |
| SA37    | 2023 GT421 | 963  |
| SA37    | 2023 GT421 | 964  |
| SA37    | 2023 GT421 | 965  |
| SA37    | 2023 GT421 | 966  |
| SA37    | 2023 GT421 | 967  |
| SA37    | 2023 GT421 | 968  |
| SA37    | 2023 GT421 | 969  |
| SA37    | 2023 GT421 | 970  |
| SA37    | 2023 GT421 | 971  |
| SA37    | 2023 GT421 | 972  |
| SA37    | 2023 GT421 | 973  |
| SA37    | 2023 GT421 | 974  |
| SA37    | 2023 GT421 | 975  |
| SA37    | 2023 GT421 | 976  |
| SA37    | 2023 GT421 | 977  |
| SA37    | 2023 GT421 | 978  |
| SA37    | 2023 GT421 | 979  |
| SA37    | 2023 GT421 | 980  |
| SA37    | 2023 GT421 | 981  |
| SA37    | 2023 GT421 | 982  |
| SA37    | 2023 GT421 | 983  |
| SA37    | 2023 GT421 | 984  |
| SA37    | 2023 GT421 | 985  |
| SA37    | 2023 GT421 | 986  |
| SA37    | 2023 GT421 | 987  |
| SA37    | 2023 GT421 | 988  |
| SA37    | 2023 GT421 | 989  |
| SA37    | 2023 GT421 | 990  |
| SA37    | 2023 GT421 | 991  |
| SA37    | 2023 GT421 | 992  |
| SA37    | 2023 GT421 | 993  |
| SA37    | 2023 GT421 | 994  |
| SA37    | 2023 GT421 | 995  |
| SA37    | 2023 GT421 | 996  |
| SA37    | 2023 GT421 | 997  |
| SA37    | 2023 GT421 | 998  |
| SA37    | 2023 GT421 | 999  |
| SA37    | 2023 GT421 | 1000 |
| CONTACT | 2023 GT421 | 1    |
| CONTACT | 2023 GT421 | 2    |
| CONTACT | 2023 GT421 | 3    |
| CONTACT | 2023 GT421 | 4    |

|         |            |    |
|---------|------------|----|
| CONTACT | 2023 GT421 | 5  |
| CONTACT | 2023 GT421 | 6  |
| CONTACT | 2023 GT421 | 7  |
| CONTACT | 2023 GT421 | 8  |
| CONTACT | 2023 GT421 | 9  |
| CONTACT | 2023 GT421 | 10 |
| CONTACT | 2023 GT421 | 11 |
| CONTACT | 2023 GT421 | 12 |
| CONTACT | 2023 GT421 | 13 |
| CONTACT | 2023 GT421 | 14 |
| CONTACT | 2023 GT421 | 15 |
| CONTACT | 2023 GT421 | 16 |
| CONTACT | 2023 GT421 | 17 |
| CONTACT | 2023 GT421 | 18 |
| CONTACT | 2023 GT421 | 19 |
| CONTACT | 2023 GT421 | 20 |
| CONTACT | 2023 GT421 | 21 |
| CONTACT | 2023 GT421 | 22 |
| CONTACT | 2023 GT421 | 23 |
| CONTACT | 2023 GT421 | 24 |
| CONTACT | 2023 GT421 | 25 |
| CONTACT | 2023 GT421 | 26 |
| CONTACT | 2023 GT421 | 27 |
| CONTACT | 2023 GT421 | 28 |
| CONTACT | 2023 GT421 | 29 |
| CONTACT | 2023 GT421 | 30 |
| CONTACT | 2023 GT421 | 31 |
| CONTACT | 2023 GT421 | 32 |
| CONTACT | 2023 GT421 | 33 |
| CONTACT | 2023 GT421 | 34 |
| CONTACT | 2023 GT421 | 35 |
| CONTACT | 2023 GT421 | 36 |
| CONTACT | 2023 GT421 | 37 |
| CONTACT | 2023 GT421 | 38 |
| CONTACT | 2023 GT421 | 39 |
| CONTACT | 2023 GT421 | 40 |
| CONTACT | 2023 GT421 | 41 |
| CONTACT | 2023 GT421 | 42 |
| CONTACT | 2023 GT421 | 43 |
| CONTACT | 2023 GT421 | 44 |
| CONTACT | 2023 GT421 | 45 |
| CONTACT | 2023 GT421 | 46 |
| CONTACT | 2023 GT421 | 47 |
| CONTACT | 2023 GT421 | 48 |
| CONTACT | 2023 GT421 | 49 |
| CONTACT | 2023 GT421 | 50 |
| CONTACT | 2023 GT421 | 51 |
| CONTACT | 2023 GT421 | 52 |
| CONTACT | 2023 GT421 | 53 |
| CONTACT | 2023 GT421 | 54 |
| CONTACT | 2023 GT421 | 55 |
| CONTACT | 2023 GT421 | 56 |
| CONTACT | 2023 GT421 | 57 |
| CONTACT | 2023 GT421 | 58 |
| CONTACT | 2023 GT421 | 59 |
| CONTACT | 2023 GT421 | 60 |
| CONTACT | 2023 GT421 | 61 |



|         |            |     |
|---------|------------|-----|
| CONTACT | 2023 GT421 | 62  |
| CONTACT | 2023 GT421 | 63  |
| CONTACT | 2023 GT421 | 64  |
| CONTACT | 2023 GT421 | 65  |
| CONTACT | 2023 GT421 | 66  |
| CONTACT | 2023 GT421 | 67  |
| CONTACT | 2023 GT421 | 68  |
| CONTACT | 2023 GT421 | 69  |
| CONTACT | 2023 GT421 | 70  |
| CONTACT | 2023 GT421 | 71  |
| CONTACT | 2023 GT421 | 72  |
| CONTACT | 2023 GT421 | 73  |
| CONTACT | 2023 GT421 | 74  |
| CONTACT | 2023 GT421 | 75  |
| CONTACT | 2023 GT421 | 76  |
| CONTACT | 2023 GT421 | 77  |
| CONTACT | 2023 GT421 | 78  |
| CONTACT | 2023 GT421 | 79  |
| CONTACT | 2023 GT421 | 80  |
| CONTACT | 2023 GT421 | 81  |
| CONTACT | 2023 GT421 | 82  |
| CONTACT | 2023 GT421 | 83  |
| CONTACT | 2023 GT421 | 84  |
| CONTACT | 2023 GT421 | 85  |
| CONTACT | 2023 GT421 | 86  |
| CONTACT | 2023 GT421 | 87  |
| CONTACT | 2023 GT421 | 88  |
| CONTACT | 2023 GT421 | 89  |
| CONTACT | 2023 GT421 | 90  |
| CONTACT | 2023 GT421 | 91  |
| CONTACT | 2023 GT421 | 92  |
| CONTACT | 2023 GT421 | 93  |
| CONTACT | 2023 GT421 | 94  |
| CONTACT | 2023 GT421 | 95  |
| CONTACT | 2023 GT421 | 96  |
| CONTACT | 2023 GT421 | 97  |
| CONTACT | 2023 GT421 | 98  |
| CONTACT | 2023 GT421 | 99  |
| CONTACT | 2023 GT421 | 100 |
| CONTACT | 2023 GT421 | 101 |
| CONTACT | 2023 GT421 | 102 |
| CONTACT | 2023 GT421 | 103 |
| CONTACT | 2023 GT421 | 104 |
| CONTACT | 2023 GT421 | 105 |
| CONTACT | 2023 GT421 | 106 |
| CONTACT | 2023 GT421 | 107 |
| CONTACT | 2023 GT421 | 108 |
| CONTACT | 2023 GT421 | 109 |
| CONTACT | 2023 GT421 | 110 |
| CONTACT | 2023 GT421 | 111 |
| CONTACT | 2023 GT421 | 112 |
| CONTACT | 2023 GT421 | 113 |
| CONTACT | 2023 GT421 | 114 |
| CONTACT | 2023 GT421 | 115 |
| CONTACT | 2023 GT421 | 116 |
| CONTACT | 2023 GT421 | 117 |
| CONTACT | 2023 GT421 | 118 |

|         |            |   |     |
|---------|------------|---|-----|
| CONTACT | 2023 GT421 |   | 119 |
| CONTACT | 2023 GT421 |   | 120 |
| CONTACT | 2023 GT421 |   | 121 |
| CONTACT | 2023 GT421 |   | 122 |
| CONTACT | 2023 GT421 |   | 123 |
| CONTACT | 2023 GT421 |   | 124 |
| CONTACT | 2023 GT421 |   | 125 |
| CONTACT | 2023 GT421 |   | 126 |
| CONTACT | 2023 GT421 |   | 127 |
| CONTACT | 2023 GT421 |   | 128 |
| CONTACT | 2023 GT421 |   | 129 |
| CONTACT | 2023 GT421 |   | 130 |
| CONTACT | 2023 GT421 |   | 131 |
| CONTACT | 2023 GT421 |   | 132 |
| CONTACT | 2023 GT421 |   | 133 |
| CONTACT | 2023 GT421 |   | 134 |
| CONTACT | 2023 GT421 |   | 135 |
| CONTACT | 2023 GT421 |   | 136 |
| CONTACT | 2023 GT421 |   | 137 |
| CONTACT | 2023 GT421 |   | 138 |
| SA25    | 2023 GT421 | 0 | 1   |
| SA25    | 2023 GT421 | 0 | 2   |
| SA25    | 2023 GT421 | 0 | 3   |
| SA25    | 2023 GT421 | 0 | 4   |
| SA25    | 2023 GT421 | 0 | 5   |
| SA25    | 2023 GT421 | 0 | 6   |
| SA25    | 2023 GT421 | 0 | 7   |
| SA25    | 2023 GT421 | 0 | 8   |
| SA25    | 2023 GT421 | 0 | 9   |
| SA25    | 2023 GT421 | 0 | 10  |
| SA25    | 2023 GT421 | 0 | 11  |
| SA25    | 2023 GT421 | 0 | 12  |
| SA25    | 2023 GT421 | 0 | 13  |
| SA25    | 2023 GT421 | 0 | 14  |
| SA25    | 2023 GT421 | 0 | 15  |
| SA25    | 2023 GT421 | 0 | 16  |
| SA25    | 2023 GT421 | 0 | 17  |
| SA25    | 2023 GT421 | 0 | 18  |
| SA25    | 2023 GT421 | 0 | 19  |
| SA25    | 2023 GT421 | 0 | 20  |
| SA25    | 2023 GT421 | 0 | 21  |
| SA25    | 2023 GT421 | 0 | 22  |
| SA25    | 2023 GT421 | 0 | 23  |
| SA25    | 2023 GT421 | 0 | 24  |
| SA25    | 2023 GT421 | 0 | 25  |
| SA25    | 2023 GT421 | 0 | 26  |
| SA25    | 2023 GT421 | 0 | 27  |
| SA25    | 2023 GT421 | 0 | 28  |
| SA25    | 2023 GT421 | 0 | 29  |
| SA25    | 2023 GT421 | 0 | 30  |
| SA25    | 2023 GT421 | 0 | 31  |
| SA25    | 2023 GT421 | 0 | 32  |
| SA25    | 2023 GT421 | 0 | 33  |
| SA25    | 2023 GT421 | 0 | 34  |
| SA25    | 2023 GT421 | 0 | 35  |
| SA25    | 2023 GT421 | 0 | 36  |
| SA25    | 2023 GT421 | 0 | 37  |

|      |      |       |   |    |
|------|------|-------|---|----|
| SA25 | 2023 | GT421 | 0 | 38 |
| SA25 | 2023 | GT421 | 0 | 39 |
| SA25 | 2023 | GT421 | 0 | 40 |
| SA25 | 2023 | GT421 | 0 | 41 |
| SA25 | 2023 | GT421 | 0 | 44 |
| SA27 | 2023 | GT421 |   |    |
| SA27 | 2023 | GT421 |   |    |
| SA27 | 2023 | GT421 | 1 | 11 |
| SA27 | 2023 | GT421 | 1 | 12 |
| SA27 | 2023 | GT421 | 1 | 13 |
| SA27 | 2023 | GT421 |   |    |
| SA27 | 2023 | GT421 | 1 | 21 |
| SA27 | 2023 | GT421 | 1 | 22 |
| SA27 | 2023 | GT421 | 1 | 23 |
| SA27 | 2023 | GT421 | 1 | 24 |
| SA27 | 2023 | GT421 | 1 | 25 |
| SA27 | 2023 | GT421 |   |    |
| SA27 | 2023 | GT421 | 1 | 31 |
| SA27 | 2023 | GT421 | 1 | 32 |
| SA27 | 2023 | GT421 | 1 | 33 |
| SA27 | 2023 | GT421 |   |    |
| SA27 | 2023 | GT421 | 1 | 41 |
| SA27 | 2023 | GT421 | 1 | 42 |
| SA27 | 2023 | GT421 | 1 | 43 |
| SA27 | 2023 | GT421 | 1 | 44 |
| SA27 | 2023 | GT421 | 1 | 45 |
| SA27 | 2023 | GT421 |   |    |
| SA27 | 2023 | GT421 |   |    |
| SA27 | 2023 | GT421 |   |    |
| SA27 | 2023 | GT421 | 2 | 11 |
| SA27 | 2023 | GT421 | 2 | 12 |
| SA27 | 2023 | GT421 | 2 | 13 |
| SA27 | 2023 | GT421 |   |    |
| SA27 | 2023 | GT421 | 2 | 21 |
| SA27 | 2023 | GT421 | 2 | 22 |
| SA27 | 2023 | GT421 | 2 | 23 |
| SA27 | 2023 | GT421 | 2 | 24 |
| SA27 | 2023 | GT421 | 2 | 25 |
| SA27 | 2023 | GT421 |   |    |
| SA27 | 2023 | GT421 | 2 | 31 |
| SA27 | 2023 | GT421 | 2 | 32 |
| SA27 | 2023 | GT421 | 2 | 33 |
| SA27 | 2023 | GT421 |   |    |
| SA27 | 2023 | GT421 | 2 | 41 |
| SA27 | 2023 | GT421 | 2 | 42 |
| SA27 | 2023 | GT421 | 2 | 43 |
| SA27 | 2023 | GT421 | 2 | 44 |
| SA27 | 2023 | GT421 | 2 | 45 |
| SA27 | 2023 | GT421 |   |    |
| SA29 | 2023 | GT421 |   |    |
| SA29 | 2023 | GT421 |   |    |
| SA29 | 2023 | GT421 | 1 | 11 |
| SA29 | 2023 | GT421 | 1 | 12 |
| SA29 | 2023 | GT421 | 1 | 13 |
| SA29 | 2023 | GT421 |   |    |
| SA29 | 2023 | GT421 | 1 | 21 |

|      |            |   |    |
|------|------------|---|----|
| SA29 | 2023 GT421 | 1 | 22 |
| SA29 | 2023 GT421 | 1 | 23 |
| SA29 | 2023 GT421 | 1 | 24 |
| SA29 | 2023 GT421 | 1 | 25 |
| SA29 | 2023 GT421 |   |    |
| SA29 | 2023 GT421 | 1 | 31 |
| SA29 | 2023 GT421 | 1 | 32 |
| SA29 | 2023 GT421 | 1 | 33 |
| SA29 | 2023 GT421 |   |    |
| SA29 | 2023 GT421 | 1 | 41 |
| SA29 | 2023 GT421 | 1 | 42 |
| SA29 | 2023 GT421 | 1 | 43 |
| SA29 | 2023 GT421 | 1 | 44 |
| SA29 | 2023 GT421 | 1 | 45 |
| SA29 | 2023 GT421 |   |    |
| SA29 | 2023 GT421 |   |    |
| SA29 | 2023 GT421 | 2 | 50 |
| SA29 | 2023 GT421 | 2 | 51 |
| SA29 | 2023 GT421 | 2 | 52 |
| SA29 | 2023 GT421 | 2 | 53 |
| SA29 | 2023 GT421 | 2 | 54 |
| SA29 | 2023 GT421 | 2 | 55 |
| SA29 | 2023 GT421 | 2 | 56 |
| SA29 | 2023 GT421 | 2 | 57 |
| SA29 | 2023 GT421 | 2 | 58 |
| SA29 | 2023 GT421 | 2 | 59 |

## DESCRIPTION

Household service targets (000)

Water:

Piped water inside dwelling

Piped water inside yard (but not in dwelling)

Using public tap (at least min.service level)

Other water supply (at least min.service level)

Minimum Service Level and Above sub-total

Using public tap (< min.service level)

Other water supply (< min.service level)

No water supply

Below Minimum Service Level sub-total

Total number of households

Sanitation/sewerage:

Flush toilet (connected to sewerage)

Flush toilet (with septic tank)

Chemical toilet

Pit toilet (ventilated)

Other toilet provisions (> min.service level)

Minimum Service Level and Above sub-total

Bucket toilet

Other toilet provisions (< min.service level)

No toilet provisions

Below Minimum Service Level sub-total

Total number of households

Energy:

Electricity (at least min.service level)

Electricity - prepaid (min.service level)

Minimum Service Level and Above sub-total

Electricity (< min.service level)

Electricity - prepaid (< min. service level)

Other energy sources

Below Minimum Service Level sub-total

Total number of households

Refuse:

Removed at least once a week

Minimum Service Level and Above sub-total

Removed less frequently than once a week

Using communal refuse dump

Using own refuse dump

Other rubbish disposal

No rubbish disposal

Below Minimum Service Level sub-total

Total number of households

Households receiving Free Basic Service

Water (6 kilolitres per household per month)

Sanitation (free minimum level service)

Electricity/other energy (50kwh per household per month)

Refuse (removed at least once a week)

Cost of Free Basic Services provided - Formal Settlements (R'000)

Water (6 kilolitres per indigent household per month)

Sanitation (free sanitation service to indigent households)

Electricity/other energy (50kwh per indigent household per month)

Refuse (removed once a week for indigent households)

Cost of Free Basic Services provided - Informal Formal Settlements (R'000)

Total cost of FBS provided

Highest level of free service provided per household

Property rates (R value threshold)

Water (kilolitres per household per month)

Sanitation (kilolitres per household per month)

Sanitation (Rand per household per month)

Electricity (kwh per household per month)

Refuse (average litres per week)

Revenue cost of subsidised services provided (R'000)

Property rates (tariff adjustment) ( impermissable values per section 17 of MPRA)

Property rates exemptions, reductions and rebates and impermissable values in excess of section 17 of MPRA)

Water (in excess of 6 kilolitres per indigent household per month)

Sanitation (in excess of free sanitation service to indigent households)

Electricity/other energy (in excess of 50 kwh per indigent household per month)

Refuse (in excess of one removal a week for indigent households)

Municipal Housing - rental rebates

Housing - top structure subsidies

Other

Total revenue cost of subsidised services provided

Valuation:

Date of valuation:

Financial year valuation used

Municipal by-laws s6 in place? (Y/N)

Municipal/assistant valuer appointed? (Y/N)

Municipal partnership s38 used? (Y/N)

No. of assistant valuers (FTE)

No. of data collectors (FTE)

No. of internal valuers (FTE)

No. of external valuers (FTE)

No. of additional valuers (FTE)

Valuation appeal board established? (Y/N)

Implementation time of new valuation roll (mths)

No. of properties

No. of sectional title values

No. of unreasonably difficult properties s7(2)

No. of supplementary valuations

No. of valuation roll amendments

No. of objections by rate payers

No. of appeals by rate payers

No. of successful objections

No. of successful objections > 10%

Supplementary valuation

Public service infrastructure value

Municipality owned property value

Valuation reductions:

Valuation reductions-public infrastructure

Valuation reductions-nature reserves/park

Valuation reductions-mineral rights

Valuation reductions-R15,000 threshold

Valuation reductions-public worship

Valuation reductions-other

Total valuation reductions:

Total value used for rating

Total land value

Total value of improvements

Total market value

Rating:

- Residential rate used to determine rate for other categories? (Y/N)
- Differential rates used? (Y/N)
- Limit on annual rate increase (s20)? (Y/N)
- Special rating area used? (Y/N)
- Phasing-in properties s21 (number)
- Rates policy accompanying budget? (Y/N)
- Fixed amount minimum value
- Non-residential prescribed ratio s19? (%)

Rate revenue:

- Rate revenue budget
- Rate revenue expected to collect
- Expected cash collection rate (%)
- Special rating areas
- Rebates, exemptions - indigent
- Rebates, exemptions - pensioners
- Rebates, exemptions - bona fide farm
- Rebates, exemptions - other
- Phase-in reductions/discounts

Total rebates, exemptns, reductns, discs

Valuation:

- No. of properties
- No. of sectional title property values
- No. of unreasonably difficult properties s7(2)
- No. of supplementary valuations
- Supplementary valuation
- No. of valuation roll amendments
- No. of objections by rate-payers
- No. of appeals by rate-payers
- No. of appeals by rate-payers finalised
- No. of successful objections
- No. of successful objections > 10%
- Estimated no. of properties not valued
- Years since last valuation
- Frequency of valuation
- Method of valuation used
- Base of valuation
- Phasing-in properties s21 (number)
- Combination of rating types used? (Y/N)
- Flat rate used? (Y/N)
- Is balance rated by uniform rate/variable rate?

Valuation reductions:

- Valuation reductions-public infrastructure
  - Valuation reductions-nature reserves/park
  - Valuation reductions-mineral rights
  - Valuation reductions-R15,000 threshold
  - Valuation reductions-public worship
  - Valuation reductions-other
- Total valuation reductions:
- Total value used for rating
  - Total land value
  - Total value of improvements
  - Total market value

Rating:

- Average rate

Rate revenue budget  
Rate revenue expected to collect  
Expected cash collection rate (%)  
Special rating areas  
Rebates, exemptions - indigent  
Rebates, exemptions - pensioners  
Rebates, exemptions - bona fide farm.  
Rebates, exemptions - other  
Phase-in reductions/discounts  
Total rebates,exemptns,eductns,discs

Valuation:

No. of properties  
No. of sectional title property values  
No. of unreasonably difficult properties s7(2)  
No. of supplementary valuations  
Supplementary valuation  
No. of valuation roll amendments  
No. of objections by rate-payers  
No. of appeals by rate-payers  
No. of appeals by rate-payers finalised  
No. of successful objections  
No. of successful objections > 10%  
Estimated no. of properties not valued  
Years since last valuation  
Frequency of valuation  
Method of valuation used  
Base of valuation  
Phasing-in properties s21 (number)  
Combination of rating types used? (Y/N)  
Flat rate used? (Y/N)  
Is balance rated by uniform rate/variable rate?

Valuation reductions:

Valuation reductions-public infrastructure  
Valuation reductions-nature reserves/park  
Valuation reductions-mineral rights  
Valuation reductions-R15,000 threshold  
Valuation reductions-public worship  
Valuation reductions-other  
Total valuation reductions:  
Total value used for rating  
Total land value  
Total value of improvements  
Total market value

Rating:

Average rate  
Rate revenue budget  
Rate revenue expected to collect  
Expected cash collection rate (%)  
Special rating areas  
Rebates, exemptions - indigent  
Rebates, exemptions - pensioners  
Rebates, exemptions - bona fide farm.  
Rebates, exemptions - other



Phase-in reductions/discounts

Total rebates,exemptns,reductns,discs

Property rates (rate in the Rand)

- Residential properties
- Residential properties - vacant land
- Formal/informal settlements
- Small holdings
- Farm properties - used
- Farm properties - not used
- Industrial properties
- Business and commercial properties
- Communal land - residential
- Communal land - small holdings
- Communal land - farm property
- Communal land - business and commercial
- Communal land - other
- State-owned properties
- Municipal properties
- Public service infrastructure
- Privately owned towns serviced by the owner
- State trust land
- Restitution and redistribution properties
- Protected areas
- National monuments properties

Exemptions, reductions and rebates (Rands)

- Residential properties
- R15 000 threshold rebate
- General residential rebate
- Indigent rebate or exemption
- Pensioners/social grants rebate or exemption
- Temporary relief rebate or exemption
- Bona fide farmers rebate or exemption
- Other rebates or exemptions

Water tariffs

- Domestic
- Basic charge/fixd fee (Rands/month)
- Service point - vacant land (Rands/month)
- Water usage - flat rate tariff (c/kl)
- Water usage - life line tariff
- Water usage - Block 1 (c/kl)
- Water usage - Block 2 (c/kl)
- Water usage - Block 3 (c/kl)
- Water usage - Block 4 (c/kl)
- Other

Waste water tariffs

- Domestic
- Basic charge/fixd fee (Rands/month)
- Service point - vacant land (Rands/month)
- Waste water - flat rate tariff (c/kl)
- Volumetric charge - Block 1 (c/kl)
- Volumetric charge - Block 2 (c/kl)
- Volumetric charge - Block 3 (c/kl)
- Volumetric charge - Block 4 (c/kl)
- Other

## Electricity tariffs

### Domestic

Basic charge/fixed fee (Rands/month)  
Service point - vacant land (Rands/month)  
FBE  
Life-line tariff - meter  
Life-line tariff - prepaid  
Flat rate tariff - meter (c/kwh)  
Flat rate tariff - prepaid(c/kwh)  
Meter - IBT Block 1 (c/kwh)  
Meter - IBT Block 2 (c/kwh)  
Meter - IBT Block 3 (c/kwh)  
Meter - IBT Block 4 (c/kwh)  
Meter - IBT Block 5 (c/kwh)  
Prepaid - IBT Block 1 (c/kwh)  
Prepaid - IBT Block 2 (c/kwh)  
Prepaid - IBT Block 3 (c/kwh)  
Prepaid - IBT Block 4 (c/kwh)  
Prepaid - IBT Block 5 (c/kwh)

### Other

## Waste management tariffs

### Domestic

Street cleaning charge  
Basic charge/fixed fee  
80l bin - once a week  
250l bin - once a week

### Monthly Account for Household - 'Middle Income Range'

#### Rates and services charges:

##### Property rates

Electricity: Basic levy  
Electricity: Consumption  
Water: Basic levy  
Water: Consumption

##### Sanitation

##### Refuse removal

##### Other

##### sub-total

##### VAT on Services

##### Total large household bill:

% increase/-decrease

### Monthly Account for Household - 'Affordable Range'

#### Rates and services charges:

##### Property rates

Electricity: Basic levy  
Electricity: Consumption  
Water: Basic levy  
Water: Consumption

##### Sanitation

##### Refuse removal

##### Other

##### sub-total

##### VAT on Services

##### Total small household bill:

% increase/-decrease

Monthly Account for Household - 'Indigent' HH receiving FBS

Rates and services charges:

Property rates

Electricity: Basic levy

Electricity: Consumption

Water: Basic levy

Water: Consumption

Sanitation

Refuse removal

Other

sub-total

VAT on Services

Total small household bill:

% increase/-decrease

Councillors (Political Office Bearers plus Other)

Basic Salaries and Wages

Pension and UIF Contributions

Medical Aid Contributions

Motor Vehicle Allowance

Cellphone Allowance

Housing Allowances

Other benefits and allowances

Sub Total - Councillors

% increase

Senior Managers of the Municipality

Basic Salaries and Wages

Pension and UIF Contributions

Medical Aid Contributions

Overtime

Performance Bonus

Motor Vehicle Allowance

Cellphone Allowance

Housing Allowances

Other benefits and allowances

Payments in lieu of leave

Long service awards

Post-retirement benefit obligations

Sub Total - Senior Managers of Municipality

% increase

Other Municipal Staff

Basic Salaries and Wages

Pension and UIF Contributions

Medical Aid Contributions

Overtime

Performance Bonus

Motor Vehicle Allowance

Cellphone Allowance

Housing Allowances

Other benefits and allowances

Payments in lieu of leave

Long service awards

Post-retirement benefit obligations

Sub Total - Other Municipal Staff

% increase

Total Parent Municipality  
% increase

Board Members of Entities  
Basic Salaries and Wages  
Pension and UIF Contributions  
Medical Aid Contributions  
Overtime  
Performance Bonus  
Motor Vehicle Allowance  
Cellphone Allowance  
Housing Allowances  
Other benefits and allowances  
Board Fees  
Payments in lieu of leave  
Long service awards  
Post-retirement benefit obligations  
Sub Total - Board Members of Entities  
% increase

Senior Managers of Entities  
Basic Salaries and Wages  
Pension and UIF Contributions  
Medical Aid Contributions  
Overtime  
Performance Bonus  
Motor Vehicle Allowance  
Cellphone Allowance  
Housing Allowances  
Other benefits and allowances  
Payments in lieu of leave  
Long service awards  
Post-retirement benefit obligations  
Sub Total - Senior Managers of Entities  
% increase

Other Staff of Entities  
Basic Salaries and Wages  
Pension and UIF Contributions  
Medical Aid Contributions  
Overtime  
Performance Bonus  
Motor Vehicle Allowance  
Cellphone Allowance  
Housing Allowances  
Other benefits and allowances  
Payments in lieu of leave  
Long service awards  
Post-retirement benefit obligations  
Sub Total - Other Staff of Entities  
% increase

Total Municipal Entities

TOTAL SALARY, ALLOWANCES & BENEFITS  
% increase

TOTAL MANAGERS AND STAFF

Municipal Council and Boards of Municipal Entities  
Councillors (Political Office Bearers and Other Councillors)  
Board Members of municipal entities  
Municipal employees  
Municipal Manager and Senior Managers  
Other Managers  
Professionals  
Finance  
Spatial/town planning  
Information Technology  
Roads  
Electricity  
Water  
Sanitation

Refuse  
Other  
Technicians  
Finance  
Spatial/town planning  
Information Technology  
Roads  
Electricity  
Water  
Sanitation  
Refuse  
Other  
Clerks (Clerical and administrative)  
Service and sales workers  
Skilled agricultural and fishery workers  
Craft and related trades  
Plant and Machine Operators  
Elementary Occupations  
TOTAL PERSONNEL NUMBERS  
% increase

Total municipal employees headcount  
Finance personnel headcount  
Human Resources personnel headcount  
Unspent conditional transfers  
Unspent borrowing  
Statutory requirements  
Other provisions  
Long term investments committed  
Reserves to be backed by cash/investments  
Estimate of other debtors > 90 days  
Contributions recognised - capital  
Depreciation offsets  
Fixed operational expenditure % assumption  
Repairs and Maintenance by Expenditure Item  
Employee related costs  
Other materials  
Contracted Services  
Other Expenditure  
Total Repairs and Maintenance Expenditure  
Volume Electricity Distribution Losses  
Cost Electricity Distribution Losses

Volume Water Distribution Losses  
Cost Water Distribution Losses

Consultant Fees  
Audit Fees





















































































Revenue By Source

Property rates

Property rates - penalties & collection charges

Service charges - electricity revenue

Service charges - water revenue

Service charges - sanitation revenue

Service charges - refuse revenue

Service charges - other

Rental of facilities and equipment

Interest earned - external investments

Interest earned - outstanding debtors

Dividends received

Fines

Licences and permits

Agency services

Transfers recognised - operational

Other revenue

Gains on disposal of PPE

Total Revenue (excluding capital transfers and contributions)

Expenditure By Type

Employee related costs

Remuneration of councillors

Debt impairment

Depreciation & asset impairment

Finance charges

Bulk purchases

Other materials

Contracted services

Transfers and grants

Other expenditure

Loss on disposal of PPE

Total Expenditure

Surplus/(Deficit)

Transfers recognised - capital

Contributions recognised - capital

Contributed assets  
Surplus/(Deficit) after capital transfers & contributions  
Taxation  
Attributable to minorities  
Share of surplus/ (deficit) of associate  
Revenue - Standard  
Governance and administration  
Executive and council  
Budget and treasury office  
Corporate services  
Community and public safety  
Community and social services  
Sport and recreation  
Public safety  
Housing  
Health  
Economic and environmental services  
Planning and development  
Road transport  
Environmental protection  
Trading services  
Electricity  
Water  
Waste water management  
Waste management  
Other  
Total Revenue - Standard

Expenditure - Standard  
Governance and administration  
Executive and council  
Budget and treasury office  
Corporate services  
Community and public safety  
Community and social services  
Sport and recreation  
Public safety  
Housing  
Health  
Economic and environmental services  
Planning and development  
Road transport  
Environmental protection  
Trading services  
Electricity  
Water  
Waste water management  
Waste management  
Other  
Total Expenditure - Standard  
Capital Expenditure - Standard  
Governance and administration  
Executive and council  
Budget and treasury office  
Corporate services  
Community and public safety  
Community and social services

Sport and recreation  
Public safety  
Housing  
Health  
Economic and environmental services  
Planning and development  
Road transport  
Environmental protection  
Trading services  
Electricity  
Water  
Waste water management  
Waste management  
Other  
Total Capital Expenditure - Standard

Funded by:

National Government  
Provincial Government  
District Municipality  
Other transfers and grants  
Transfers recognised - capital  
Public contributions & donations  
Borrowing  
Internally generated funds  
Total Capital Funding



























Check

















































































































0

0

0  
0

0  
0

0  
0

0  
0

0



























































































~ ~ ~ ~ ~























0





~ ~ ~ ~ ~

⋮





































~ ~ ~ ~ ~









~ ~ ~ ~ ~





~~~~~

~ ~ ~ ~ ~





~ ~ ~ ~ ~















~ ~ ~ ~ ~

